

# COMING SOON FROM ACTIVISION!

## Cabela's DANGEROUS HUNTS™

EmuMovies

GET READY TO HUNT 9 OF THE WORLD'S MOST DANGEROUS AND AGGRESSIVE ANIMALS IN EXOTIC LOCATIONS AROUND THE GLOBE. HUGE MAPS, STATE OF THE ART FIREARMS AND A "KILL OR BE KILLED" ENCOUNTER WILL DETERMINE WHO IS EATING SUPPER TONIGHT!



PlayStation 2

Published By

ACTIVISION

www.activision.com

Developed By




www.sandgrainstudios.com

Licensed By



www.cabelas.com

For a free Cabela's catalog call: 1-800-230-8400



75009.226-US

©2003 Activision Publishing, Inc. Deer Hunt and Deer Hunt: 2004 Season are trademarks of Activision, Inc. and its affiliates. Activision is a registered trademark of Activision, Inc. and its affiliates. All rights reserved. Cabela's and the Cabela's logo are registered trademarks of Cabela's Incorporated. Published and distributed by Activision Publishing, Inc. and its affiliates. The ratings icon is a trademark of the Interactive Digital Software Association. All other trademarks are the property of their respective owners. All rights reserved.

RenderWare is a registered trademark of Canon Inc. Portions of this software are Copyright 1998-2003 Criterion Software Ltd. and its Licensors. Licensed for play on the PlayStation 2 computer entertainment systems with the NTSC UIC designation only. "PlayStation" and the "PS" Family logo are registered trademarks of Sony Computer Entertainment Inc. The ratings icon is a trademark of the Interactive Digital Software Association. Manufactured and printed in the U.S.A. THIS SOFTWARE IS COMPATIBLE WITH PLAYSTATION 2 CONSOLES WITH THE NTSC UIC DESIGNATION. U.S. AND FOREIGN PATENTS PENDING.

RATING PENDING



Visit www.esrb.org or call 1-800-771-3333 for more info.

CONTENT RATED BY

ESRB

WORLD'S NUMBER ONE HUNTING GAMES

# Cabela's DEER HUNT

2004 SEASON™



ACTIVISION

## WARNING: READ BEFORE USING YOUR PLAYSTATION®2 COMPUTER ENTERTAINMENT SYSTEM.

A very small percentage of individuals may experience epileptic seizures when exposed to certain light patterns or flashing lights. Exposure to certain patterns or backgrounds on a television screen or while playing video games, including games played on the PlayStation 2 console, may induce an epileptic seizure in these individuals. Certain conditions may induce previously undetected epileptic symptoms even in persons who have no history of prior seizures or epilepsy. If you, or anyone in your family, has an epileptic condition, consult your physician prior to playing. If you experience any of the following symptoms while playing a video game – dizziness, altered vision, eye or muscle twitches, loss of awareness, disorientation, any involuntary movement, or convulsions – IMMEDIATELY discontinue use and consult your physician before resuming play.

## WARNING TO OWNERS OF PROJECTION TELEVISIONS:

Do not connect your PlayStation 2 console to a projection TV without first consulting the user manual for your projection TV, unless it is of the LCD type. Otherwise, it may permanently damage your TV screen.

## USE OF UNAUTHORIZED PRODUCT:

The use of software or peripherals not authorized by Sony Computer Entertainment America may damage your console and/or invalidate your warranty. Only official or licensed peripherals should be used in the controller ports or memory card slots.

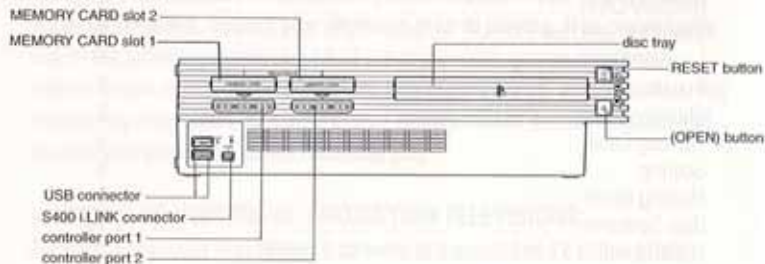
## HANDLING YOUR PLAYSTATION 2 FORMAT DISC:

- This disc is intended for use only with PlayStation 2 consoles with the NTSC U/C designation.
- Do not bend it, crush it or submerge it in liquids.
- Do not leave it in direct sunlight or near a radiator or other source of heat.
- Be sure to take an occasional rest break during extended play.
- Keep this compact disc clean. Always hold the disc by the edges and keep it in its protective case when not in use. Clean the disc with a lint-free, soft, dry cloth, wiping in straight lines from center to outer edge. Never use solvents or abrasive cleaners.

## Table of Contents

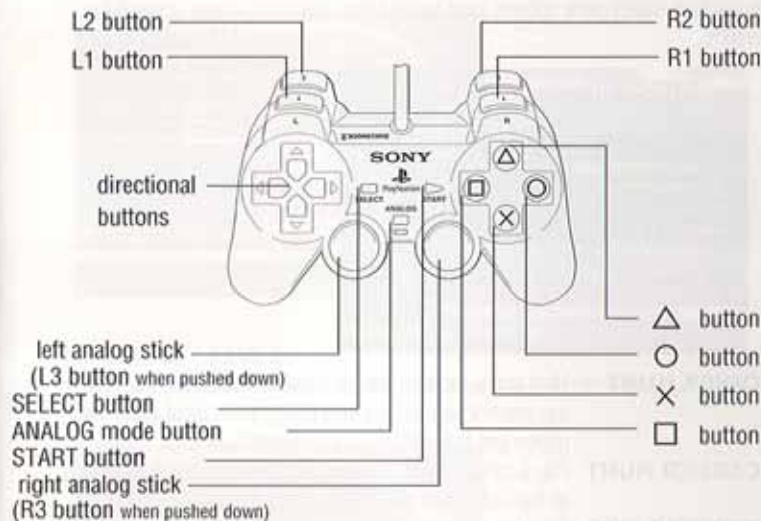
Starting Up .....	2
Controls .....	3
General Controls .....	3
Vehicle Controls .....	3
Menu Navigation .....	4
Main Menu .....	4
Career Hunt .....	4
Profile Screen .....	5
Difficulty Level .....	5
Character Selection .....	6
Location Selection .....	8
Practice Range .....	8
Shooting Range .....	8
The Log Cabin .....	9
Scoring .....	9
Hunting Guide .....	9
Gear Selection .....	10
Options .....	10
Save Game .....	10
Playing the Game .....	10
Quick Hunt .....	10
Hunting .....	10
Game Screen .....	11
Game Modes .....	12
Wilderness Tracking .....	12
Stand Hunting .....	12
Pause Menu .....	12
Game Options .....	13
Item Selection Menu .....	13
Using Weapons .....	13
The Scoring System .....	14
Items In Deer Hunt .....	14
Equipment .....	14
Weapons .....	15
Accessories .....	18
Automatic Tracking System .....	19
Hunting Locations in Deer Hunt .....	19
Wildlife in Deer Hunt .....	23
Customer Support .....	25
Credits .....	25
Software License Agreement .....	28

## STARTING UP



Set up your PlayStation<sup>®</sup>2 computer entertainment system according to the instructions in its Instruction Manual. Make sure the MAIN POWER switch (located on the back of the console) is turned on. Press the RESET button. When the power indicator lights up, press the open button and the disc tray will open. Place the Cabela's<sup>®</sup> Deer Hunt: 2004 Season™ disc on the disc tray with the label side facing up. Press the open button again and the disc tray will close. Attach game controllers and other peripherals, as appropriate. Follow on-screen instructions and refer to this manual for information on using the software.

## DUALSHOCK<sup>®</sup>2 ANALOG CONTROLLER CONFIGURATIONS



### BASIC CONTROLS

These are the basic commands for the default Deer Hunt controller configuration.

### GENERAL GAMEPLAY

Movement and weapon handling

### VEHICLE

For the operation of driveable vehicles



# Cabela's DEER HUNT

2004 SEASON

## MENU NAVIGATION

### MAIN MENU

From the main menu, you can start a complete hunt in Career Hunt mode, go for a quick hunt, select game options, read hunting tips, view high scores or watch the credits.



### QUICK HUNT

Hunt in any location with no impact on your resources. You can practice weapon and item usage, learn more about the region and apply all this in a complete hunt.

### CAREER HUNT

Play a complete hunt, unlocking locations one by one, respecting all hunt regulations and carefully managing your resources.

### HUNTING TIPS

Read tips on how to play the game.

### HIGH SCORES

View the list of high scores that are saved on the memory card.

### OPTIONS

Set visual, audio and controller options.

### CREDITS

View the Deer Hunt credits.

### CAREER HUNT

The Career Hunt option gives you a full hunting experience, including progression from a novice with little equipment to an amateur hunter, then to a hunter with a cabin full of equipment and trophies. The goal is to reach the bag limits for each hunting region without running out of money, supplies or health, and without breaking the law. Disregard for the hunting regulations will result in penalties. Once you have completed a location, you will be able to choose to hunt in any of the 9 locations available (New Mexico, Washington, Arizona, Wyoming, Alaska, Canada, Missouri, Florida, and Minnesota). Though, after entering the desired location, all incomplete locations will remain locked until you complete the level you have chosen. You can try any of the locations in Quick Hunt mode.

# Cabela's DEER HUNT

2004 SEASON

## PROFILE SCREEN

Once you choose the Career Hunt mode, you are asked to choose from restoring a previously saved game or creating a new hunter character and starting a completely new career.



## DIFFICULTY LEVEL

After creating your hunter character, you must select the difficulty level you wish to play.



Choose **EASY** if you're a new, inexperienced hunter. On this difficulty level, deer are more responsive to calls, have less acute senses and you can benefit from aids like the Trophy Beacon (which marks the position of every game animal on the map by a red dot) or the Bullet Camera (see through the bullet as it traverses the space between you and your target) and the game is more forgiving of your aiming. Deer are frequent, but trophy scores are poor.

# Cabela's DEER HUNT

2004 SEASON

Choose **MEDIUM** if you are an amateur hunter. Deer frequency on the map is decreased and luring deer is more difficult and requires more patience. Aids such as the Bullet Cam are disabled and bad aiming is more severely penalized.

Choosing **HARD** really puts your hunting knowledge and skills to the test. Lures, calls and decoys are much less effective, and taking down deer requires a combination of stealth, skill with your firearms and a depth of knowledge about the wild. This is the difficulty level that expert hunters play.

## CHARACTER SELECTION

Character selection in Deer Hunt is more than just cosmetic: each character has special skills and weaknesses.

There are a series of attributes that you should observe for each hunter, such as their aiming accuracy, resilience, strength, tracking experience and stealth. Choose the character that best suits you. When you choose your character, you can also choose from 5 different faces for that character by scrolling through the options under "Change Skin". Here's where you'll also choose the log cabin where your trophies will be put on display.



## Bonus Characters

As you advance in the Career Mode, you'll unlock new and exciting characters to play with. They are experts in particular areas of the hunting experience, so be sure to check them out.

You can unlock new characters by completing the game on any of the available difficulties; easy, medium or hard.

# Cabela's DEER HUNT

2004 SEASON

Character	Strengths	Weaknesses
<b>Teenage male</b>	Can carry a lot of weight and walk or run great distances without losing Health.	Not as stealthy. Aim is not as good.
<b>Mid-40's male</b>	Can handle the heaviest firearms. Can carry heavy equipment without losing much Health.	Not very stealthy. Aim not as good as others.
<b>Mid-60's male</b>	Has better clean kill skills; stealthy.	Can't carry much weight without losing Health.
<b>Teenage female</b>	Has great aim. Can walk or run great distances without losing Health.	Not as stealthy. Can't carry a great deal of weight without losing Health.
<b>Mid-30's female</b>	Sharper aim; can walk or run great distances without losing much Health.	Can't carry as much weight without losing Health.
<b>Bonus Character: Johanna</b>	He's a former army sniper, so his accuracy and stealth are exceptionally high.	Johanna's tracking ability isn't the strongest around.
<b>Bonus Character: Rubeiro</b>	He comes from a well-known hunting family. His tracking ability and strength are his strongest traits.	Aiming has never improved over the years, but he's making significant progress lately.
<b>Bonus Character: Norman</b>	He's young and ready for action. His resilience and strength are his best traits.	Stealth is something that he still has to improve.

# Cabela's DEER HUNT

2004 SEASON

## LOCATION SELECTION

Here you can choose the location in which you wish to hunt. Choose carefully, as once you've entered a location, the incomplete locations will be locked and will remain so until the completion of the currently chosen level in both available seasons. Each of the 9 locations contains 3 different hunting areas. You are offered the possibility to hunt in two seasons in each region, and you can also select the area in which you wish to start.



## PRACTICE RANGE

This is an outdoor shooting and archery range, with targets placed at various distances. It is an important part of the game; after purchasing a firearm, you need to sight it in to ensure accurate kills during the hunt. Here you can also try out various firearms and bows you have purchased and select those that best match your skills.

## SHOOTING RANGE

This is an indoor shooting range with paper targets. Just as in the practice range, you can sight in a firearm here, and also use this opportunity to try out the different firearms and bows before purchasing them.



# Cabela's DEER HUNT

2004 SEASON

## THE LOG CABIN

In the log cabin you can see the trophies you have taken at any given stage in the game. You can view the 3D representation of a specific trophy, zoom in on it or access information, such as scoring, time of kill, shooting distance or weapon used.




## SCORING

On this screen you can see information about the highest scoring deer of each species that you have taken, as well as your current skill levels.

## HUNTING GUIDE

For each location, information regarding that location, including deer, hunting regulations and professional hunting advice is available. Choose the hunting guide for that information. Always read the guide before entering a new location; knowledge about the game you're hunting and the location features could be the factors that make your hunt successful.



## GEAR SELECTION

Here you can select the equipment you want to bring with you in the hunt. You can add items to your backpack or drop items you won't need on that specific hunt.



## OPTIONS

You can center the viewable area by adjusting the horizontal and vertical offsets and screen sizes. Sound and music volumes can be adjusted separately. You can also turn controller vibration on and off, and select your controller configuration.

## SAVE GAME

Saves the progress of the game.

## PLAYING THE GAME

### QUICK HUNT

The Quick Hunt mode allows you to practice hunting, with no effect on your resources.

All items are free in Quick Hunt.

### HUNTING

After having equipped yourself with the suitable items, the real hunt begins.

In Deer Hunt there are two main camera modes: the 1st person view and the 3rd person view.

You should use the 1st person perspective mainly for handling weapons and items, and the 3rd person view for moving through the environment and for vehicle use.

Guide your character through the environment using the designated controls on your DUALSHOCK 2® analog controller.

## THE GAME SCREEN

On the game screen, there are a few elements that you should always check if you desire a successful and trouble free hunt.



The **Energy/Health Indicator**, a human-shaped meter, is one of the most important elements to look for, as when energy reaches the critical level you will be transported to the lodge for immediate medical attention, and that will cost you some money. You can restore energy using the daily rations, by drinking water from your supplies or sleeping in your tent. Always choose the appropriate camping accessories and clothing for better chances of survival in the environment. Damage can be healed using the medical kit.

Very closely related to the energy meter, the orange **Stamina** meter shows your ability to run and also has an impact on your aim. Just rest for a while and the stamina will recover. Keeping the stamina level too low for long periods results in health loss.

The flag shaped **Wind Indicator** helps you to keep track of the direction the wind is blowing and therefore allows you to always keep downwind from your game.

You can easily check your stealth by looking at the **Stealth Meter**.

The **Compass** is a very valuable tool in the wilderness. You'll never get lost if you also bring a map.

If your weapon is readied, the game screen will also show what **weapon** you are using and the **ammunition** you have left to fire without reloading. There's no ammo limit. You can reload your weapon as many times as you like; however, a good hunter never fires his gun unless he's sure of his kill.

### GAME MODES

The goal for the hunt is to reach the bag limits for the location you have selected. Only legal trophies will be taken into account. Any illegally gained trophies will result in penalties. You should always check the hunting guide for hunting regulations or else you'll learn about them the hard way.

There are two modes of hunting: Wilderness Tracking and Stand Hunting.

### WILDERNESS TRACKING

Wilderness Tracking allows the hunter to look for deer as they roam each of the hunting regions. This mode of hunting requires the use of Navigation Tools and carefully watching for any signs of animals, such as animal tracks. It is here where the Automatic Tracking system proves to be invaluable. Discovering animal passage signs can sometimes be difficult and very much depends on your tracking experience.

You will also be using your hunting accessories, such as calls and scents. It is best to bring a map or a GPS, for it is very easy to get lost in the wilderness. When hunting animals with a very keen sense of smell, it is very important to always stay downwind from the pursued game. To accomplish this, check the wind indicator as often as you can and carefully watch your stealth meter.

### STAND HUNTING

Stand Hunting allows you to remain in one location and wait out the desired target. Once you have found a desirable place to set up a stand, you can select the gear from your inventory. This mode of hunting relies heavily on using hunting accessories, such as calls, lures and decoys. It is also important for you to notice any signs of animals in order to select the best locations to set up your stand.

### PAUSE MENU

Pressing the START button will bring up the pause menu. This also allows you to change game options, set sound volume and restart the map without leaving the location.

### GAME OPTIONS

- Auto claim trophy** When you kill an animal, the trophy is automatically awarded the moment it has died.
- Bullet camera** When turned on, for each shot that you take, you'll follow the projectile until impact.
- Show HUD** When set to off, on-screen indicators aren't displayed.
- Trophy beacon** Where available, lets you turn on and off the Trophy beacon display.

### OPTIONS

Select the preferred controller configuration for the hunter and the vehicle. You can center the viewable area by adjusting the horizontal and vertical offsets and screen sizes. Sound and music volumes can be adjusted separately. You can also turn controller vibration on and off.

### ITEM SELECTION MENU

Access it by pressing the SELECT button. This menu shows the items in your backpack. Just select the piece of equipment you want to use.

### USING WEAPONS

You can choose from a wide selection of hunting weapons, ranging from bolt-action rifles, shotguns or lever action rifles to handguns and archery equipment. You should always sight your weapons after purchase to ensure an accurate, clean shot. Select the weapon from your backpack using the **ITEM SELECTION** menu. Each weapon has an aiming mode, which offers greater accuracy. You should always use the aim mode, except for the situations when there's no time to prepare your shot, such as when an animal is charging the hunter. In the default controller configuration, use the R2 button to aim.



# Cabela's DEER HUNT

2004 SEASON

## THE SCORING SYSTEM

Scoring your trophies is an important part of your hunting life. The game provides automatic measuring and accurately tells you the score for your trophy.



## ITEMS IN DEER HUNT

The items are grouped into several categories, by their purpose.

### EQUIPMENT

This category deals mostly with wilderness survival and orientation.

- Hydration Bladder** Carries water supplies that can quickly restore some energy when needed.
- Daily Rations** Food supplies that will increase your energy.
- Self Heating Meal** Eating helps to increase your energy.
- Medical Kit** Use this to heal damage taken on body parts. It will first heal your legs and then the rest.
- Light Weight Tent** A tent for warm climate locations.
- Medium Weight Tent** This tent gives you average protection from the elements.
- Heavy Weight Tent** A tent that provides a large energy boost, even in the coldest weather.
- Tree Stand** Install in any suitable tree and lure in your game.
- Tripod Stand** Hunt above the ground without the need for a tree.
- Ground Blind** Hide from game inside this durable blind.
- Map** Indicates your position on the map and other important spots, such as lodges in the area.

# Cabela's DEER HUNT

2004 SEASON

## Rangefinder

In addition to high zoom levels, the rangefinder provides you with automatic distance readings to help you calculate your shot.

## Binoculars

Provides a means to see game from a distance.

## Spotting Scope

Very similar to binoculars, it provides higher zoom levels.

## GPS

You will never get lost with this Global Positioning System, which provides latitude and longitude readings, and allows you to place markers to trace your route.

## WEAPONS



Quick reloading and accurate rifled slugs make the 12 gauge semi a great hunting choice. Accurate range can be more than 100 yards, but the heavy slug creates a lot of drop at longer ranges.



This shotgun holds five rounds of buckshot. This shotgun is a great choice for close range hunting, but is limited to about 50 yards.



This century-old hunting classic continues to be popular today. A heavy bullet and short barrel combine to make the .30-30 a perfect choice for hunting in thick woods or brush.



The .308 doesn't feature quite the same flat shooting trajectory as some of the smaller calibers, but its accuracy and stopping power are still top notch. The .308 packs a punch at any distance.

# Cabela's DEER HUNT

2004 SEASON



The 7mm Magnum Bolt-Action rifle is extremely capable of hitting long distances with a very flat trajectory and tight, long-range patterning. In the hands of a skilled shooter, this rifle is the best choice for long-range accuracy and stopping power.



The 7mm Short Mag Bolt Action provides the power and accuracy needed for long distance shots. This rifle makes a fine choice for even the most demanding deer hunts.



The .300 Mag is one of the most accurate hunting rifles in the world. With properly sighted optics, this rifle can consistently down the biggest trophies at extremely long ranges.



The .30-06 bolt action rifle is a hunting classic with the ability to cleanly take down game at long range. With a good scope, this is a great rifle for beginners and experienced hunters alike.



The .243 is a great long distance, flat shooting caliber. Add some high quality optics and you'll get an excellent deer rifle.



The .280 fires a slightly heavier 150 grain bullet than the .270, but is still capable of long range accuracy. There is a little more drop at long distances, but with experience this rifle can be a hunter's best friend.

# Cabela's DEER HUNT

2004 SEASON



The long-range accuracy and the reliable mechanism of the .25-06 Bolt-Action impose it as a good deer rifle in any environment. It is highly appreciated for long distance shots.



The .30-06 is one of the most used calibers, and this semi-automatic model allows quick reloads and follow-up shots. It is capable of firing with reasonable accuracy over long distances with good optics.



The 7mm Magnum is capable of really dialing long distance with a very flat trajectory and tight, long-range patterning. In the hands of a skilled shooter, this rifle is the best choice for long-range accuracy and stopping power.



The .44 Magnum is a hard hitting pistol at close range, but the heavy, wind resistant bullet severely limits its range.



A high tech compound bow that weighs 4 pounds but features a 75 pound draw weight. This is the ultimate in bow hunting technology.



Employed by archery traditionalists, this recurve features a 60 pound weight at a 28 inch draw. No let off means you can't hold the bow drawn for very long. There are no sight pins on this bow, so practice is essential in developing a good shot.

## ACCESSORIES

The items under this category are used for attracting game or for increasing your stealth ratings.



Attract deer with these synthetic antlers by simulating the sounds of bucks fighting.



Scent cover will mask your own odor.



Attracts rutting bucks.



Attracts rutting bucks.



Set up a deer feeder to lure in your game.



Using the right call will help draw in the deer.



Choosing appropriate clothing for your hunt is very important. Not only do some regions require blaze orange during some seasons, but clothing can also affect your health. Wearing heavy clothing in summer or light clothing in winter will cause your hunter's health to decrease significantly.

And many more...

## THE AUTOMATIC TRACKING SYSTEM

This gives you valuable information on the movements of game animals, indicating the direction and age of the trail together with the species that the animal belongs to. Tracking results are according to your character's tracking experience.

## HUNTING LOCATIONS IN DEER HUNT

- **Coues Deer** in Gila National Forest, New Mexico in autumn and winter
- **Columbian Black-Tailed Deer** in the Cascade Mountains, Washington in summer and autumn
- **Desert Mule Deer** in the Sonoran Desert, Arizona in summer and winter
- **Rocky Mountain Mule Deer** in the Grand Tetons, Wyoming in summer and autumn
- **Sitka Deer** on Kodiak Island, Alaska in summer and autumn
- **Fallow Deer** in Saskatchewan, Canada in autumn and winter
- **Axis Deer** in Ozark County, Missouri in autumn and winter
- **Sika Deer** in Lake Okeechobee, Florida in autumn and winter
- **Whitetail Deer** in Mille Lacs, Minnesota in summer and autumn

The hunting seasons, laws, regulations and any other design elements presented in this game are not guaranteed to be accurate and should not be considered a reference source. To learn about hunting in a given area, contact that area's DNR (Department of Natural Resources) office.

## Missouri



The Lake of the Ozarks is one of the nation's most popular vacation spots in the Missouri's Ozark hills, with nearly 1,150 miles of area shoreline to provide outdoor activities for increasing numbers of visitors. The lake is entirely man-made, one of the largest man-made in existence. From the new wildflowers that appear each year as a result of extensive prairie restoration efforts to ancient historic caves; from to lofty pine forests to the old-growth oaks of the Mississippi lowlands; from the ancient domes and dissected hills of the Ozark highland to freely meandering streams, Missouri is a unique environment to hunt in.

## Florida



Famous for its bass fishing and diverse and varied local flora, Lake Okeechobee is Florida's largest lake. The lake itself was virtually inaccessible for years, but is now open to enriching nature tours, sports fishing, and hunting. Whitetail deer are plentiful, with quail, turkey and wild hog often found by the lakeside.

## Minnesota



Lake Mille Lacs is Minnesota's second-largest lake, covering 132,000 surface acres, or slightly more than 200 square miles. At its deepest point the lake barely exceeds 40 feet, while the majority of the lake falls within the 20 to 38 foot depth ranges. Most of the lake's mud flats are to the north, and to the south, the lakeshore offers more gravel and rock bars. The name Mille Lacs is actually a French term which was used by early explorers and fur traders, meaning "1,000 Lakes".

## WILDLIFE IN DEER HUNT



### Sitka Blacktail Deer

The sitka blacktail is native to the wet coastal rain forests of southeastern Alaska and northwestern British Columbia. Transplants have expanded its range. Sitka blacktails are smaller and stockier than Columbian blacktails and generally have smaller horns. Blacktails are gregarious, forming herds of mixed sexes



### Whitetail Deer

White-tailed deer refers to the white underside of the tail, which is held aloft like a signaling flag when the animal is alarmed or running. The adult whitetailed deer has a bright reddish brown summer coat and a duller grayish brown winter coat. The belly of the deer is white. The male has forwardly curved antlers that bear a number of unbranched tines. Whitetail deer feed on a variety of vegetation, depending on what is available in their habitat.



### Coues Deer

The coues deer is a subspecies of the whitetail deer. It is much smaller than most of its eastern cousins. Coat color is grayish-brown salt-and pepper with white underparts. The tail is all white on the underside, gray to reddish-black on top, and is often carried high as an alarm signal. These smaller whitetails appear to have much larger tails than whitetails in the East. The coues deer is an herbivore and feeds on many trees and shrubs. Generally lives alone or in small groups.



### Desert Mule Deer

The mule deer is stockier than the related whitetailed deer. It stands 3-3.5 feet at the shoulder and is yellowish to reddish brown in summer, grayish brown in winter. The tail is white with a black tip. The male has antlers that fork twice above a short tine near the base; a mature male normally bears five tines on each antler. Mule deer are browsers and eat fresh green leaves, twigs, lower branches of trees, and various grasses. The mule deer lives alone or in small groups. Desert mule deer are closely related to rocky mountain mule deer, with the exception of their preference for desert regions.



### Rocky Mountain Mule Deer

The mule deer is stockier than the related whitetailed deer. It stands 3-3.5 feet at the shoulder and is yellowish to reddish brown in summer, grayish brown in winter. The tail is white with a black tip. The male has antlers that fork twice above a short tine near the base; a mature male normally bears five tines on each antler. Mule deer are browsers and eat fresh green leaves, twigs, lower branches of trees, and various grasses. The mule deer lives alone or in small groups. Rocky mountain mule deer are closely related to desert mule deer, with the exception of their preference for mountainous regions.



### Fallow Deer

Fallow deer are an exotic species with a very unique appearance. Their antlers are palmated, much in the way a moose's antlers grow. They have keen senses, so move carefully. Look for spots on their coat.



### Sika Deer

Sika tend to be a much darker deer than other species. They almost resemble a small elk rather than a deer. They have a wide range of rack sizes, and tend to prefer woodlands over open areas.



### Axis Deer

Axis deer, also known as chital, are a spotted deer with antler that reach high into the air. They are a beautiful and graceful species. They like to steer clear of difficult terrain, preferring the cool shade of trees near water.



### Columbian Blacktail Deer

Columbian blacktail are very similar to mule deer, although they are markedly smaller and have a longer tail. They are also a little bit more skittish than mule deer, although they are braver than whitetail. They frequent a wide variety of terrains, and feed on many types of vegetation.

## Support

### Online Support

Internet: [support@activisionvalue.com](mailto:support@activisionvalue.com) or <http://www.activisionvalue.com>

### Other Contact Methods

Fax (952) 918-9560, 24 hours a day

Mail Activision Value Customer Support,  
7800 Equitable Drive, Suite 200  
Eden Prairie, MN 55344

Phone (952) 918-9500. Contact a customer service representative between the hours of 1:00 p.m. and 4:00 p.m (Central Time) Monday, 10:00 a.m. and 4:00 p.m (Central Time) Tuesday through Thursday, except holidays.

## Credits

### Activision Value Credits

#### Producer

Nicole Bement

#### General Manager

Dave Oxford

#### Production

#### Vice President of Studios

Patrick Kelly

#### Production Assistance

Jason Lembecke

#### Quality Assurance

#### Manager of Quality Assurance

Chris Arends

#### QA Lead

Donna Johnston

**QA Team**

Ihsam Ashour  
Travis Clarke  
Bill Hart  
Ryan Lee  
Tony Nelson  
Chad Schilling  
Bob Viau  
Kris Young

**Sales**

**Vice President of Sales**  
Tim Flaherty

**Regional Sales Directors**

Jim Holland  
Jennifer Mirabelli Johnson  
Dan Malschina

**Trade Marketing Manager**  
Robbin Livernois

**Marketing and Creative Services**

**Vice President of Marketing and Creative Services**  
Mark Meadows

**Senior Graphic Artist**  
Trevor Harveaux

**Graphic Artist**  
Sean James

**Video Production Coordinator**  
Skye Thomas

**Legal**

Patrick Horan  
Brynja Bjarnason

**Licensing**

**Senior Brand and Licensing Manager**  
Andy Koehler

**Director of OEM & Alternative Channels**  
Brian Johnson

**Operations**  
**Senior Vice President**  
Chad Koehler

**Director, Operations and Planning**  
Mike Groshens

**IS**  
**Information Systems Administrator**  
Josh Miedema

**Hunting Consultants**  
Jeff Honsey  
Jim Ceglar

**Cabela's**  
Bryan Slave

**Voice Talent**  
Production by Hamsterball Studios  
Randy Ryan  
Artie Widgery

**Special Thanks:**  
Amanda Brook  
Barbara Castillo  
Mark DeLoura  
Laura Ford  
Brendan Slave  
Victoria Slave  
Belinda Van Sickle

**Additional Thanks:**  
Ann Beggs  
Don Borchers  
Mike Dalton  
Sean Dunnigan  
Keri Gross  
Brian Kirkvold  
Kurt Niederloh  
Chris Owen  
Laura Saugen

# Cabela's DEER HUNT

2004 SEASON

## SOFTWARE LICENSE AGREEMENT

USE OF THIS PROGRAM IS SUBJECT TO THE SOFTWARE LICENSE TERMS SET FORTH BELOW. "PROGRAM" INCLUDES THE SOFTWARE INCLUDED WITH THIS AGREEMENT, THE ASSOCIATED MEDIA, ANY PRINTED MATERIALS, AND ANY ON-LINE OR ELECTRONIC DOCUMENTATION, AND ANY AND ALL COPIES AND DERIVATIVE WORKS OF SUCH SOFTWARE AND MATERIALS. BY OPENING THIS PACKAGE, AND/OR USING THE PROGRAM, YOU ACCEPT THE TERMS OF THIS LICENSE WITH ACTIVISION, INC. ("ACTIVISION").

**LIMITED USE LICENSE.** Activision grants you the non-exclusive, non-transferable, limited right and license to use one copy of this Program solely and exclusively for your personal use. All rights not specifically granted under this Agreement are reserved by Activision. This Program is licensed, not sold. Your license confers no title or ownership in this Program and should not be construed as a sale of any rights in this Program.

**OWNERSHIP.** All title, ownership rights and intellectual property rights in and to this Program and any and all copies thereof (including but not limited to any titles, computer code, themes, objects, characters, character names, stories, dialog, catch phrases, locations, concepts, artwork, animation, sounds, musical compositions, audio-visual effects, methods of operation, moral rights, and any related documentation, incorporated into this Program) are owned by Activision or its licensors. This Program is protected by the copyright laws of the United States, international copyright treaties and conventions and other laws. This Program contains certain licensed materials and Activision's licensors may protect their rights in the event of any violation of this Agreement.

## YOU SHALL NOT:

- Exploit this Program or any of its parts commercially, including but not limited to use at a cyber cafe, computer gaming center or any other location-based site. Activision may offer a separate Site License Agreement to permit you to make this Program available for commercial use; see the contact information below.
- Sell, rent, lease, license, distribute or otherwise transfer this Program, or any copies of this Program, without the express prior written consent of Activision.
- Reverse engineer, derive source code, modify, decompile, disassemble, or create derivative works of this Program, in whole or in part.
- Remove, disable or circumvent any proprietary notices or labels contained on or within the Program.
- Export or re-export this Program or any copy or adaptation in violation of any applicable laws or regulations.

**LIMITED WARRANTY.** Activision warrants to the original consumer purchaser of this Program that the recording medium on which the Program is recorded will be free from defects in material and workmanship for 90 days from the date of purchase. If the recording medium is found Any implied warranties prescribed by statute are expressly limited to the 90-day period described above.

EXCEPT AS SET FORTH ABOVE, THIS WARRANTY IS IN LIEU OF ALL OTHER WARRANTIES, WHETHER ORAL OR WRITTEN, EXPRESS OR IMPLIED, INCLUDING ANY WARRANTY OF MERCHANTABILITY, FITNESS FOR A PARTICULAR PURPOSE OR NON-INFRINGEMENT, AND NO OTHER REPRESENTATIONS OR CLAIMS OF ANY KIND SHALL BE BINDING ON OR OBLIGATE ACTIVISION.

When returning the Program for warranty replacement please send the original product disks only in protective packaging and include: (1) a photocopy of your dated sales receipt; (2) your name and return address typed or clearly printed; (3) a brief note describing the defect, the problem(s) you are encountered and the system on which you are running the Program; (4) if you are returning the Program after the 90-day warranty period, but within one year after the date of purchase, please include check or money order for \$20 U.S. currency per disc replacement. Note: Certified mail recommended.

In the U.S. send to: Warranty Replacements, Activision, Inc., P.O. Box 67713, Los Angeles, California 90067

# Cabela's DEER HUNT

2004 SEASON

**LIMITATION ON DAMAGES.** IN NO EVENT WILL ACTIVISION BE LIABLE FOR SPECIAL, INCIDENTAL OR CONSEQUENTIAL DAMAGES RESULTING FROM POSSESSION, USE OR MALFUNCTION OF THE PROGRAM, INCLUDING DAMAGES TO PROPERTY, LOSS OF GOODWILL, COMPUTER FAILURE OR MALFUNCTION AND, TO THE EXTENT PERMITTED BY LAW, DAMAGES FOR PERSONAL INJURIES, EVEN IF ACTIVISION HAS BEEN ADVISED OF THE POSSIBILITY OF SUCH DAMAGES. ACTIVISION'S LIABILITY SHALL NOT EXCEED THE ACTUAL PRICE PAID FOR THE LICENSE TO USE THIS PROGRAM. SOME STATES/COUNTRIES DO NOT ALLOW LIMITATIONS ON HOW LONG AN IMPLIED WARRANTY LASTS AND/OR THE EXCLUSION OR LIMITATION OF INCIDENTAL OR CONSEQUENTIAL DAMAGES, SO THE ABOVE LIMITATIONS AND/OR EXCLUSION OR LIMITATION OF LIABILITY MAY NOT APPLY TO YOU. THIS WARRANTY GIVES YOU SPECIFIC LEGAL RIGHTS, AND YOU MAY HAVE OTHER RIGHTS WHICH VARY FROM JURISDICTION TO JURISDICTION.

**TERMINATION.** Without prejudice to any other rights of Activision, this Agreement will terminate automatically if you fail to comply with its terms and conditions. In such event, you must destroy all copies of this Program and all of its component parts.

**U.S. GOVERNMENT RESTRICTED RIGHTS.** The Program and documentation have been developed entirely at private expense and are provided as "Commercial Computer Software" or "restricted computer software." Use, duplication or disclosure by the U.S. Government or a U.S. Government subcontractor is subject to the restrictions set forth in subparagraph (c)(1)(ii) of the Rights in Technical Data and Computer Software clauses in DFARS 252.227-7013 or as set forth in subparagraph (c)(1) and (2) of the Commercial Computer Software Restricted Rights clauses at FAR 52.227-19, as applicable. The Contractor/Manufacturer is Activision, Inc., 3100 Ocean Park Boulevard, Santa Monica, California 90405.

**INJUNCTION.** Because Activision would be irreparably damaged if the terms of this Agreement were not specifically enforced, you agree that Activision shall be entitled, without bond, other security or proof of damages, to appropriate equitable remedies with respect to breaches of this Agreement, in addition to such other remedies as Activision may otherwise have under applicable laws.

**INDEMNITY.** You agree to indemnify, defend and hold Activision, its partners, affiliates, contractors, officers, directors, employees and agents harmless from all damages, losses and expenses arising directly or indirectly from your acts and omissions to act in using the Product pursuant to the terms of this Agreement.

**MISCELLANEOUS.** This Agreement represents the complete agreement concerning this license between the parties and supersedes all prior agreements and representations between them. It may be amended only by a writing executed by both parties. If any provision of this Agreement is held to be unenforceable for any reason, such provision shall be reformed only to the extent necessary to make it enforceable and the remaining provisions of this Agreement shall not be affected. This Agreement shall be construed under California law as such law is applied to agreements between California residents entered into and to be performed within California, except as governed by federal law and you consent to the exclusive jurisdiction of the state and federal courts in Los Angeles, California. If you have any questions concerning this license, you may contact Activision at 3100 Ocean Park Boulevard, Santa Monica, California 90405, (310) 255-2000. Attn: Business and Legal Affairs, legal@activision.com.