

LUCASARTS ENTERTAINMENT COMPANY PRESENTS

STAR WARS

EPISODE I

THE PHANTOM MENACE™

**SPECIAL
BONUS**
— INCLUDES —
STAR WARS
"DUEL OF THE FATES"
MUSIC VIDEO
Soundtrack available on
SONY CLASSICAL

PlayStation®

NTSC U/C



THE ADVENTURE BEGINS





TABLE OF CONTENTS

- 1 | OVERVIEW
- 2 | GETTING STARTED
- 3 | DEFAULT CONTROLS
- 4 | THE MAIN MENU
- 4 | OPTIONS
- 5 | THE INVENTORY MENU
- 6 | GAME SCREEN
- 7 | CHARACTERS
- 10 | MOVES
- 11 | ACTIONS AND STRATEGY
 - INTERACTING/SPEAKING
 - PUSH/PULL OBJECTS
 - FORCE PUSH
 - JUMPING
 - TRADING
- 12 | SIDE QUESTS
- 12 | ESCORTING
- 12 | WEAPONS
- 14 | HEALTH
- 14 | ITEMS
- 15 | LOCALES
- 20 | HINTS AND TIPS
- 21 | LEVEL 1 WALKTHROUGH
- 23 | HOW TO CONTACT LUCASARTS
- 24 | SOFTWARE LICENSE AND WARRANTY
- 27 | CREDITS

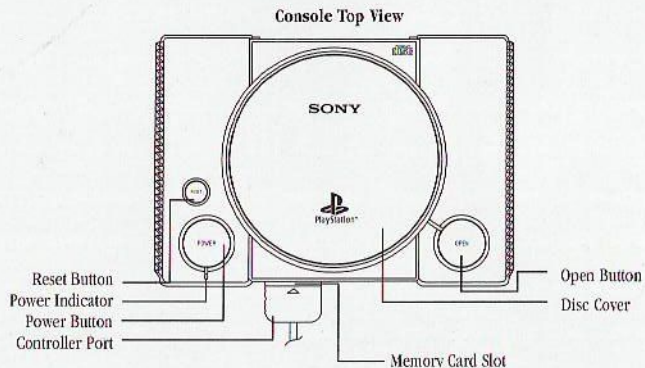


THE GALAXY STANDS POISED AT A MOMENT OF TREMENDOUS CHANGE THAT WILL FOREVER ALTER THE LIVES OF ITS BILLIONS OF INHABITANTS. WHEN THE GREEDY TRADE FEDERATION MOBILISES FOR AN INVASION OF THE PEACEFUL PLANET NABOO, THE JEDI MASTER QUI-GON JINN AND HIS APPRENTICE, OBI-WAN KENOBI, FIND THEMSELVES EMBROILED IN THE VIOLENT CONFLICT. MEANWHILE, IN THE CITY OF THEED, THE YOUNG QUEEN AMIDALA AND HER FAITHFUL GUARDIAN, CAPTAIN PANAKA, MUST CALL UPON ALL OF THEIR TRAINING TO SURVIVE THE FIRST ATTACK. AND IN THE SWAMPS OF NABOO, THE CLUMSY GUNGAN JAR JAR BINKS MOVES EVER CLOSER TO HIS FATEFUL MEETING WITH QUI-GON. BUT IT IS ON THE DESERT WORLD OF TATOOINE, FAR REMOVED FROM THE MACHINATIONS OF THE TRADE FEDERATION AND THE ENDLESS DEBATE IN THE GALACTIC SENATE, WHERE THE JEDI WILL EVENTUALLY DISCOVER A YOUNG SLAVE NAMED ANAKIN SKYWALKER. DESPITE HIS HUMBLE BEGINNINGS, THE BOY COULD EVENTUALLY SAVE THEM ALL.

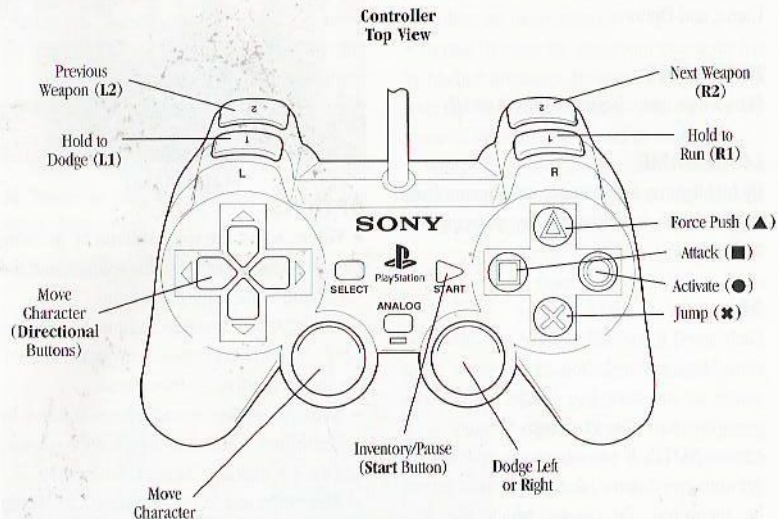
GETTING STARTED

Set up your PlayStation game console according to the instructions in its Instruction Manual. Make sure the power is off before inserting or removing a compact disc. Insert **The Phantom Menace** disc and close the disc cover. Insert game controllers and turn on the PlayStation game console. Follow on-screen instructions to start the game.

It is advised that you do not insert or remove peripherals or Memory cards once the power is turned on. Make sure there are enough free blocks on your Memory card before commencing play.



DEFAULT CONTROLS



NOTE: You can only use the left and right sticks if your Analog Controller (DUAL SHOCK) is in ANALOG mode (LED: RED).

THE MAIN MENU

When you first start the game, you will see the game's Main Menu, which consists of the following three selections: New Game, Load Game, and Options.

NEW GAME

Start a new game beginning with Level 1.

LOAD GAME

By highlighting a previously saved game from the list, you may load it by pressing the **X** button.

MEMORY CARD

Each saved game will require one block on your Memory Card. You can save as many games as you have free blocks, or you can overwrite other **The Phantom Menace** saved games. **NOTE:** If you choose to overwrite a previous saved game, that information cannot be recovered. Be careful which files you choose to overwrite.




MAIN MENU

OPTIONS

- **Voice:** Adjust the voice volume by pressing the ← button to decrease the volume, and the → button to increase the volume.
- **Music:** Adjust the music volume by pressing the ← button to decrease the volume, and the → button to increase the volume.
- **SFX:** Adjust the sound effects volume by pressing the ← button to decrease the volume, and the → button to increase the volume.
- **Stereo/Mono:** Choose stereo or mono sound.
- **Vibration:** Analog Controller (DUAL SHOCK) only. Turn the vibration function on/off.

- **Subtitles:** Turn the text subtitles on/off.
- **Credits:** View the team credits.
- **Controls:** Press the **X** button to go to the Controller Configuration screen where you can change your default controls. Once you are at the Controller Configuration screen, use the ← and → buttons to cycle through three control settings. Press the **X** button to make your selection.
- **Music Video:** Highlight and press the **X** button to play the exclusive *Duel of the Fates* music video.



THE INVENTORY MENU

The Inventory Menu (accessed by pressing the **Start** button from within the game), displays the following information:


- **Items:** Displays the items your character has in his/her inventory. By highlighting the item with the Directional buttons, you can see the name of the item and a brief description.
- **Weapon:** Works like the Items Menu, but displays weapons. Information may include how many rounds of ammunition are available for the highlighted weapon.

- **Options:** Same as the Main Menu Options screen. (See previous page.)
- **Save Game:** Prompts you to save a game.
- **Load Game:** By highlighting a previously saved game, you may load it by pressing the **X** button.
- **Quit:** Allows you to exit a level and return to the Main Menu.
- **Continue:** Allows you to return to the game.

GAME SCREEN

Boss Health Meter

Certain enemies are harder to defeat. In special cases a Boss Health Meter will appear to show the boss' health status.



Force Power Bar
Displays available Force Push power (Jedis only).

Health Meter
Displays your character's current health status.

Weapon Indicator
Shows the currently active weapon.

HEROES (Playable Characters)

OBI-WAN KENOBI Qui-Gon Jinn's impulsive young student and ally. He does not understand his teacher's unquestioning love for all life forms, yet he is intensely loyal and models himself after Qui-Gon in all other ways. *Special Weapons: Lightsaber, Force Push*

QUI-GON JINN The venerable Jedi Master who, along with Obi-Wan, is sent to solve the Trade Federation dispute. He is one of the most skilled of the Jedi warriors. Despite his strength and wisdom, Qui-Gon has never sat on the Jedi Council due to his

unconventional views. *Special Weapons: Lightsaber, Force Push*

CAPTAIN PANAKA Leader of the Naboo Royal Security Forces, and the Queen's loyal protector. He has uncanny instincts, and is known as "the quickest eyes on Naboo." He has difficulty trusting others, especially when it could jeopardise the safety of his charge. *Special Weapon: Hand-to-Hand Combat*

QUEEN AMIDALA The newly elected leader of Naboo who sometimes adopts unique and very personal solutions to problems. She has been trained for her



position since childhood, and gained great respect as the ruler of Theed before assuming the throne. Her elaborate costumes are not a sign of vanity, but rather a series of masks concealing her true appearance so that without them she may walk unnoticed among her people to gather information. *Special Weapon: Droid Stunner*

OTHER CHARACTERS

ANAKIN SKYWALKER A young boy on the planet Tatooine. One of Watto's slaves and a mechanical genius, Anakin is currently building a Podracer and a protocol droid. The Force is amazingly strong with this boy, although his future is clouded. He forms an immediate attachment to the Queen's handmaiden, Padmé.

JAR JAR BINKS A clumsy Gungan who aids the heroes, partially because he believes he owes a life debt to Qui-Gon. He has been banished from Otoh Gunga, yet his role in uniting the Gungans with Queen Amidala will eventually bring him honour and respect from his people.

ENEMIES

BATTLE DROID The primary enemy encountered by the heroes. Battle droids have been developed secretly by several factions, including the Trade Federation, despite the restrictions of the Republic. They are extremely efficient and have been programmed for many combat situations.

MAINTENANCE DROID The cleaning droids found in air vents on the Trade Federation ship. They are not dangerous as such, but they are programmed to recognise obstructions as dirt and obliterate them with electrostatic energy.



DESTROYER DROIDS Incredibly dangerous rolling battle units with personal deflector shields for defence. These shields, along with their mobility and heavy armament, make them an even more formidable foe than the battle droids.

CORUSCANT MERCENARY Armed with a force pike, the Coruscant Mercenary is trained in stealth and melee fighting.

BATTLE TANK The Trade Federation battle tank, also known as an Armoured Attack Tank or AAT. These tanks confront the enemy with a heavily armoured facade and a blistering hail of assault fire from five laser

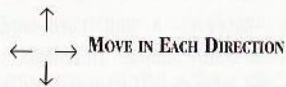
guns and six energy shell launchers. Their deployment on Naboo are the tanks' first use in open combat.

DARTH MAUL A Sith Lord and apprentice to Darth Sidious. He wields a double-bladed lightsaber. His appearance is fearsome, with horns covering his bald head, and red and black tattoos on his face. His absorption in the dark side of the Force is total, and he fights with frightening ferocity.



MOVES

MOVEMENT



Left Stick	Move in Each Direction
Right Stick	Dodge Left or Right

BASIC CONTROLS

■	Attack/Block Shots (Lightsabers Only)
L2	Previous Weapon
R2	Next Weapon
✕	Jump/Reach Hanging Lines Forward Flip (Jedi Only: Press ✕ a second time when jumping.)
●	Activate, Use/Talk
● + ↑	Push/Pull Crates and Logs
● + ↓	
R1 (Hold)	Run

SPECIAL MOVES

L1 (Hold) + ←	Dodge Left
L1 (Hold) + →	Dodge Right
✕ + ↓	Jump Backwards (Non-Jedi) Flip Backwards (Jedi Only)
✕ + ↑	Jump Forward
✕ + ■	Jumping Saber Attack (Jedi Only)
Tap, Then	Overhead Saber Twirl
Hold ■	(Jedi Only)
▲	Force Push (Jedi Only)

IN-GAME CONTROLS

Start Button	Access the Inventory Screen and Pause the Game
--------------	--

ACTIONS AND STRATEGY

INTERACTING/SPEAKING

The ● button allows you to activate switches, buttons, use machines and talk to other characters. Walk up to a character if you want to talk to him/her, and press the ● button. If dialogue lines appear at the bottom of the screen, you can talk to this character. Use the ↑ and ↓ buttons to scroll between these dialogue lines until you highlight the one you want to select, then press the ● or ✕ button to choose it. If one line of dialogue does not seem to produce any useful results, keep trying others. While playing as a Jedi, you will occasionally find a line of dialogue <in brackets> that represents a Jedi mind trick. Choosing this option may allow your Jedi character to influence the actions of others.

PUSH/PULL OBJECTS

Sometimes your character can also move large objects like logs or crates. Walk up against the object, then press the ● button in combination with the ↑ or ↓ button to push or pull the object.

FORCE PUSH/FORCE POWER BAR

(Available only to Qui-Gon and Obi-Wan)
Press the ▲ button to use Force Push. Use Force Push to temporarily disable enemies, push certain objects, or to activate certain levers or switches. A blue Force Push meter located in the lower left corner of your screen shows your Force Push power level. Force Push diminishes with frequent use, so give it a few seconds between uses to recharge to full power.

JUMPING

You can make difficult leaps over chasms by pressing the ✕ button to jump. Qui-Gon and Obi-Wan can also do a forward flip to achieve greater distance. To execute a forward flip, press the ✕ button a second time while in midair. The jump is also useful for reaching overhead lines, which can be used to explore otherwise inaccessible areas.

TRADING

When speaking to characters, there are opportunities to trade objects. The dialogue options will indicate whether or not you can trade. Trade with as many characters as possible.

SIDE QUESTS

There are side quests or other paths that your character can sometimes follow that may furnish you with useful items or extra challenges. Certain characters may ask you to help them throughout the game. Some quests are not essential to finishing the game, but they may prove useful once you reach the later levels.

ESCORTING

Occasionally your character may have the responsibility of escorting other characters through a dangerous environment. It is your duty to protect those you are escorting, and if they are injured or killed, your game may end.

WEAPONS

Located on screen to the right of the Health Meter, the Weapon Indicator shows the current weapon being used and how much ammo you have available, if applicable.

Available weapons are:

LIGHTSABER

(Available only to Qui-Gon and Obi-Wan)

The primary weapon of the Jedi. Deadly in offense, and quite formidable in defence, the energy blade of the lightsaber can cut through almost any object and can deflect incoming energy blasts.

BLASTER RIFLE

A lightweight, long-range sidearm. Standard weapon for battle droids.

LIGHT REPEATING BLASTER

Has a superior fire rate when compared to standard issue blasters and blaster rifles.

NABOO BLASTER

(Available only to Captain Panaka)
Standard issue for Naboo Royal Guards.

PROTON MISSILE LAUNCHER

Launches missiles with miniature proton warheads. The weapon can destroy many vehicles and inflict damage on other large machinery.

R-65 HEAVY BLASTER

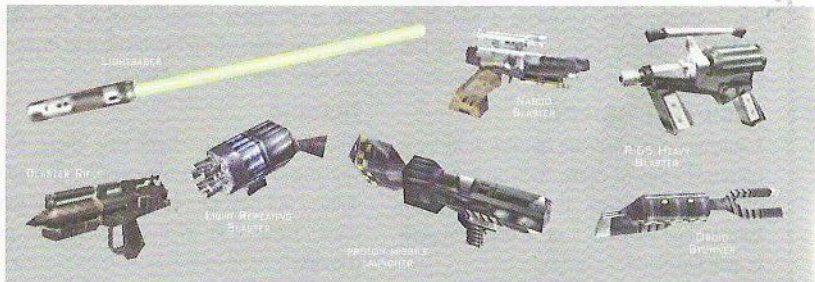
Fires high-powered energy bolts that reflect off most surfaces. It's extremely useful in tight combat zones.

DROID STUNNER

(Available only to Queen Amidala)
Emits an energy pulse capable of stunning almost any enemy. Proves very useful against battle droids.

THERMAL DETONATOR

Spherical baradium fusion explosive. Thermal detonators destroy all matter within a radius of 5-20 meters. Use with extreme caution.



GUNGAN ENERGY BALL

An explosive sphere developed by the Gungans for large-scale battles. Energy balls consist of an unstable energy encased in a thin organic matrix. The weapons are designed to be hurled at opponents to temporarily stun them.

FLASH GRENADE

Small-area explosive designed primarily to blind opponents. More powerful flash grenades can be quite destructive, but are not as powerful as thermal detonators.

HEAVY REPEATING CANNON

This weapon can lay down a devastating barrage of fire within a short range. Typically they are used by battle droids to defend key strategic positions. Activate the cannon by pressing the ● button while standing behind it. Use the Directional buttons to aim and the ■ button to fire.

HEALTH**HEALTH METER**

The Health Meter on screen shows your character's level of health. Your health will go down if you are injured. If your health goes

down completely, you will need to restart the level or load a previously saved game. Replenish your health with health packs that you find throughout the game.

HEALTH PACK

Restores the character's health to maximum.

SMALL HEALTH PACK

Restores 25 percent of the character's health. Will not restore health beyond the maximum limit.

ITEMS**ENERGY SHIELD**

Protective energy shield, which surrounds the player and repels blaster attacks. Pick up to activate.

KEY CARD

You'll find a variety of key cards and security passes which will allow access to secure areas in certain levels.

BUTTONS


Throughout the game, you'll find buttons you can push (press the ● button) to open various doors and panels.

LOCALES**TRADE FEDERATION BATTLE SHIP**

Full of labyrinthine passages, battle droids, and destroyer droids, the Trade Federation battle ship was to be the site for the peace conference between the Neimoidians and the Jedi. Instead, it quickly becomes a deathtrap for Obi-Wan and Qui-Gon.

NABOO

The small planet of Naboo is home to two distinct advanced civilisations that have created beautiful cities. Otoh Gunga, the vast underwater city of the Gungans, is composed of intricate bubble domes and passages. Otoh Gunga is the former home of the exiled Jar Jar Binks, who befriends the Jedi in the swamps. The city of Theed is



under siege by the Trade Federation. Explore the Theed palace and gardens in an attempt to rescue Queen Amidala.

NABOO SWAMP

Unusual creatures populate this swamp where Obi-Wan must reunite with Qui-Gon.

OTOH GUNGA

While travelling through Otoh Gunga, Obi-Wan must successfully navigate shifting underwater passages of the strange city and rescue Jar Jar


Binks without harming any Gungans.

THEED PALACE GARDEN

The Palace Garden is an elaborate and beautiful place, perfect for contemplation when the planet isn't being invaded. But after the Trade Federation takes control of the city, Obi-Wan must explore the garden in search of a path into the palace.

THEED CITY

Obi-Wan must safely escort the Queen from



the Theed Palace to a hangar, where they hope to escape the planet in her Royal Starship.

TATOOINE


Tatooine is a desert planet on the galactic frontier and home to many alien species. Mos Espa, one of Tatooine's few cities, houses a variety of galactic flotsam, and offers both refuge and danger to visitors from outside. Mos Espa is the setting of the famous Boonta

Eve Podrace, presided over by the crime boss Jabba the Hutt.

MOS ESPA

After fighting off Tusken Raiders, Qui-Gon, Jar Jar, and Padmé enter the bustling city of Mos Espa in search of parts for the Queen's Royal Starship. While the handmaiden and the Gungan obtain supplies, the Jedi encounters many colourful inhabitants...several with their own

THE QUEEN'S SHIP ON TATOOINE



THE CITY OF CORUSCANT



problems, requests, or grievances. Unless he acts in self-defence, Qui-Gon must avoid harming the residents of Mos Espa, as many have powerful friends. In fact, Qui-Gon would be wise to keep his weapons hidden until they are needed.

Eventually, Qui-Gon will find a young slave named Anakin, and the meeting will change both of their lives forever.

MOS ESPA ARENA

The arena is a crowded site, filled with a variety of beings and encounters for the venerable Jedi Master, Qui-Gon. In order to obtain the money he needs, Qui-Gon must deal with the vile Jabba the Hutt. Then, he must find a way to place a bet on the Boonta Eve Podrace.

DESERT LANDING ON TATOOINE

While returning to the Queen's Royal Starship, Qui-Gon is ambushed by a dangerous Sith warrior named Darth Maul. Their battle on the outskirts of Mos Espa will not be their last confrontation.

CORUSCANT

The seat of galactic government for as long as records have existed, Coruscant is the jewel of the Core Worlds and the centre of the known universe. Kilometre-high skyscrapers and numerous spaceports cover the capital, Imperial City. The lowest, darkest levels of Imperial City were abandoned long ago and are now home to countless vermin and subhuman beings moving through the shadows.

RETURN TO NABOO

The Jedi and their allies return to Theed in a last desperate effort to defeat the evil Trade Federation and to restore peace and freedom to the planet of Naboo.

THE FINAL BATTLE

Queen Amidala reaches the Theed Palace and must acquire a series of keys in order to rescue several Naboo prisoners and capture the Trade Federation Viceroy. As the Queen fights to free her planet, Obi-Wan and Qui-Gon engage in a climactic battle with the fearsome Darth Maul.

HINTS AND TIPS

- Sometimes crates contain useful items. Break open every one that you can and get ready for a surprise!
- Talk to everyone and check in with the characters again from time to time. You never know when you'll have something they need.
- Know when to fight and when to run.
- Do not attack unless you are sure that the enemy is hostile.
- Know the strengths and weaknesses of your enemy. Different strategies work well on some enemies, but not on others.
- Keep moving. A moving target is better than a sitting duck. (In open areas, roll or sidestep while firing to attack and dodge simultaneously.)
- Pay attention to the features of the level. Hints and secrets are hidden everywhere.
- If on an escort mission, stay close to the person you are escorting. Do not stray, or harm may come to him/her.

- Use powerups sparingly. You never know when you are going to *really* need them.
- Familiarise yourself with using the lightsaber. The Jedi have some devastating special moves.
- There is often more than one way to complete the same puzzle.



WALKTHROUGH

A BRIEF START ON LEVEL 1




Obi-Wan and Qui-Gon are waiting in the conference room for the Trade Federation representatives. Suddenly they notice poison gas emerging from the vents in the floor.



You must find a way to escape the conference room, but be prepared for the battle droids. Do not forget the powers of the Force.



EXPLORE THE ENTIRE AREA. THERE ARE MANY ITEMS ON THE SHIP THAT WILL AID IN YOUR ESCAPE. TRY EVERY SWITCH AND DOOR.



LISTEN TO QUI-GON, HE WILL OFTEN GIVE YOU ADVICE ABOUT WHAT TO DO.



THE R2 UNIT MAY ALSO OFFER HELP, IF YOU LET HIM.



EVENTUALLY YOU AND QUI-GON WILL ENCOUNTER THE DEADLY DESTROYER DROIDS. REMEMBER, THERE ARE ALTERNATIVES TO FIGHTING,

HOW TO CONTACT LUCASARTS

LucasArts has set up a variety of services to provide you with information about our latest games, hint and gameplay assistance, and technical support.

WHERE TO FIND US ONLINE

Visit the LucasArts Web site at www.lucasarts.com. You can reach us through the Technical Support section of the LucasArts Web site. From there, you will have the option to receive online technical support through Yoda's Help Desk, browse technical documents, or leave a message for an online representative.

CUSTOMER SUPPORT

Internet Support

- Internet: support@activision.com or <http://www.activision.com>

Customer and Technical support in Europe

For Customer or Technical Support you can contact Activision in the UK on 01895 456 700 between the hours of 1.00pm and 5.00pm (UK time) Monday to Friday with the exception of holidays.

For Technical Support and Customer Service in areas not listed, please contact your local distributor or Activision via online. (Please note the online support is available in English only).

PRODUCT LICENSE AGREEMENT

IMPORTANT - READ CAREFULLY: USE OF THIS PRODUCT IS SUBJECT TO THE SOFTWARE LICENSE TERMS SET FORTH BELOW. "PRODUCT" INCLUDES THE SOFTWARE INCLUDED WITH THIS AGREEMENT, THE ASSOCIATED MEDIA, ANY PRINTED MATERIALS, AND ANY ELECTRONIC DOCUMENTATION, AND ANY AND ALL COPIES AND DERIVATIVE WORKS OF SUCH SOFTWARE AND MATERIALS. BY OPENING THIS PACKAGE, INSTALLING,

AND/OR USING THE PRODUCT, YOU ACCEPT THE TERMS OF THIS LICENSE WITH ACTIVISION, INC. ("ACTIVISION").

LIMITED USE LICENSE. Activision grants you the non-exclusive, non-transferable, limited right and license to use one copy of this Product solely and exclusively for your personal use. All rights not specifically granted under this Agreement are reserved by Activision. This Product is licensed, not sold. Your license confers no title or ownership in this Product and should not be construed as a sale of any rights in this Product.

OWNERSHIP. All title, ownership rights and intellectual property rights in and to this Product and any and all copies thereof (including but not limited to any titles, computer code, themes, objects, characters, character names, stories, dialog, catch phrases, locations, concepts, artwork, animation, sounds, musical compositions, audio-visual effects, methods of operation, moral rights, any related documentation, and "applets" incorporated into this Product) are owned by Activision or its licensors. This Product is protected by the copyright laws of the United States, international copyright treaties and conventions and other laws. This Product contains certain licensed materials and Activision's licensors may protect their rights in the event of any violation of this Agreement.

SOFTWARE LICENSE AND LIMITED WARRANTY

YOU SHALL NOT

- Exploit this Product or any of its parts commercially, including but not limited to use at a cyber cafe, gaming centre or any other location-based site. Activision may offer a separate Site License Agreement to permit you to make this Product available for commercial use; see the contact information below.
- Use the Product, or permit use of this Program, on more than one console device at the same time.
- Make copies of this Product or any part thereof, or make copies of the materials accompanying this Product.
- Sell, rent, lease, license, distribute or otherwise transfer this Product, or any copies of this Product, without the express prior written consent of Activision.
- Reverse engineer, derive source code, modify, decompile, disassemble, or create derivative works of this Product, in whole or in part.
- Remove, disable or circumvent any proprietary notices or labels contained on or within the Product.
- Export or re-export this Product or any copy or adaptation in violation of any applicable laws or regulations.

ACTIVISION LIMITED 90-DAY WARRANTY

Activision warrants to the original consumer purchaser of this console software product that the recording medium on which the software Product is recorded will be free from defects in material and workmanship for 90 days from the date of purchase. If the recording medium is found defective within 90 days of original purchase, ACTIVISION agrees to replace, free of charge, any product discovered to be defective within such period upon receipt at its Factory Service Centre of the product, postage paid, with proof of date of purchase, as long as the Product is still being manufactured by ACTIVISION. In the event that the Product is no longer available, ACTIVISION retains the right to substitute a similar product of equal or greater value.

This warranty is limited to the recording medium containing the software Product originally provided by ACTIVISION and is not applicable to normal wear and tear. This warranty shall not be applicable and shall be void if the defect has arisen through abuse, mistreatment, or neglect. Any implied warranties applicable to this product are limited to the 90-day period described above.

EXCEPT AS SET FORTH ABOVE, THIS WARRANTY IS IN LIEU OF ALL OTHER WARRANTIES, WHETHER ORAL OR WRITTEN, EXPRESS OR IMPLIED, INCLUDING ANY WARRANTY OF MERCHANTABILITY OR FITNESS FOR A PARTICULAR PURPOSE, AND NO OTHER REPRESENTATION OR CLAIMS OF ANY KIND SHALL BE BINDING ON OR OBLIGATE ACTIVISION. When returning merchandise for replacement please send the original product disks only in protective packaging and include:

1. A photocopy of your dated sales receipt
2. Your name and return address, typed or clearly printed
3. A brief note describing the defect, the problem(s) you encountered and the system on which you are running the product
4. If you are returning the product after the 90-day warranty period, but within one year after the date of purchase, please include a check or money order for £10.00 sterling or AUD \$17 per disc replacement.

Note: Certified mail is recommended.

In Europe send to:

WARRANTY REPLACEMENTS

ACTIVISION, Gemini House, 133 High Street, Yiewsley, West Drayton, Middlesex UB7 7QL, United Kingdom.

Disc Replacement: + 44 1895 456 700

COPYRIGHT

The enclosed software product is copyrighted and all rights are reserved by ACTIVISION Inc and/or its licensors. It is published exclusively by ACTIVISION. The distribution of this product is intended for the use of the original purchaser only and for use only on the console system specified in this manual. Lawful users of this program are hereby licensed only to read the program from its medium into memory of a console solely for the purpose of executing the programme. Copying (except for one backup copy on those systems which provide for it), duplicating, selling, or otherwise distributing this product are hereby expressly not permitted by ACTIVISION. This manual and all other documentation contained herein are copyrighted and all rights are reserved by ACTIVISION, Inc and Activision UK Limited and/or its licensors. These documents may not, in whole or in part, be copied, photocopied, reproduced, translated, or reduced to any electronic medium or machine-readable form without prior consent, in writing, from ACTIVISION. Violations of copyright law may result in civil damages and, in certain circumstances, criminal penalties. © 1998 ACTIVISION.

This licence (including its jurisdiction clause) shall be governed by, construed and take effect in accordance with the laws of England and Wales. The courts of England and Wales shall have exclusive jurisdiction over any claim, dispute or difference which may arise out of or in connection with this license.

LIMITATION ON DAMAGES. IN NO EVENT WILL ACTIVISION OR ITS LICENSORS BE LIABLE FOR SPECIAL, INCIDENTAL OR CONSEQUENTIAL DAMAGES RESULTING FROM POSSESSION, USE OR MALFUNCTION OF THE PRODUCT, INCLUDING DAMAGES TO PROPERTY, LOSS OF GOODWILL, COMPUTER FAILURE OR MALFUNCTION AND, TO THE EXTENT PERMITTED BY LAW, DAMAGES FOR PERSONAL INJURIES, EVEN IF ACTIVISION OR ITS LICENSORS HAVE BEEN ADVISED OF THE POSSIBILITY OF SUCH DAMAGES. ACTIVISION'S AND ITS LICENSORS LIABILITY SHALL NOT EXCEED THE ACTUAL PRICE PAID FOR THE LICENSE TO USE THIS PRODUCT. SOME STATES/COUNTRIES DO NOT ALLOW LIMITATIONS ON HOW LONG AN IMPLIED WARRANTY LASTS AND/OR THE EXCLUSION OR LIMITATION OF INCIDENTAL OR CONSEQUENTIAL DAMAGES, SO THE ABOVE LIMITATIONS AND/OR EXCLUSION OR LIMITATION OF LIABILITY MAY NOT APPLY TO YOU. THIS WARRANTY GIVES YOU SPECIFIC LEGAL RIGHTS, AND YOU MAY HAVE OTHER RIGHTS WHICH VARY FROM JURISDICTION TO JURISDICTION.

TERMINATION. Without prejudice to any other rights of Activision, this Agreement will terminate automatically if you fail to comply with its terms and conditions. In such event, you must destroy all copies of this Product and all of its component parts.

INJUNCTION. Because Activision would be irreparably damaged if the terms of this Agreement were not specifically enforced, you agree that Activision shall be entitled, without bond, other security or proof of damages, to appropriate equitable remedies with respect to breaches of this Agreement, in addition to such other remedies as Activision may otherwise have under applicable laws.

INDEMNITY. You agree to indemnify, defend and hold Activision, its partners, affiliates, licensors, contractors, officers, directors, employees and agents harmless from all damages, losses and expenses arising directly or indirectly from your acts and omissions to act in using the Product pursuant to the terms of this Agreement.

MISCELLANEOUS. This Agreement represents the complete agreement concerning this license between the parties and supersedes all prior agreements and representations between them. It may be amended only by a writing executed by both parties. If any provision of this Agreement is held to be unenforceable for any reason, such provision shall be reformed only to the extent necessary to make it enforceable and the remaining provisions of this Agreement shall not be affected. If you have any questions concerning this license, you may contact Activision at 3100 Ocean Park Boulevard, Santa Monica, California 90405, + 1 (310) 255-2000, Attn. Business and Legal Affairs, legal@activision.com.

If the Software is acquired under agreement with the U.S. government or any contractor therewith, it is acquired as "commercial computer software" subject to the provisions hereof, as specified in 48 CFR 12.212 of the FAR and, if acquired for Department of Defense (DoD) units, 48 CFR 227-7202 of the DoD FAR Supplement, or sections succeeding thereto.

© LucasArts Entertainment Company LLC.

© Lucasfilm Ltd. & TM.

iMUSE U.S. Patent No. 5,315,057.

All rights reserved. Used under authorisation.

This is a work of fiction. All of the characters and events portrayed in this game are fictional. Any resemblance to real persons, living or dead, or actual events, is purely coincidental. Distributed in the UK by Activision.

CREDITS

GAME DESIGN & DEVELOPMENT BIG APE PRODUCTIONS

Dean Sharpe
Mike Ebert

LEAD PROGRAMMER
Nick Pavis

WORLD RENDERING PROGRAMMER
Jonathan Menzies

ADDITIONAL PROGRAMMING
Patrick Costello
Charlie Skilbeck

BIG APE PROGRAMMING TEAM
Dean Sharpe
Robert Leyland
Glenn Volk
Denzil Kriekenbeek
Brennan Underwood

LEVEL DESIGNERS
John Barnes
Mike Ebert
Dan Ross
Eric Wilder

3D MODELER/ANIMATOR
Ray West

3D CUTSCENE ARTIST & ANIMATOR
Chris Schultz

3D CUTSCENE CHARACTER MODELER
Arnaud Mayet

3D CUTSCENE ANIMATOR
Simon Allen

ADDITIONAL 3D CUTSCENE ARTISTS
John McLaughlin
Suzanne House
Bill Stoneham

ADDITIONAL CUTSCENE DIRECTION
Paul Topolos

CUTSCENE SPECIAL EFFECTS
Chris Schultz
Simon Allen
Oliver Sin

TEXTURES & TILING/ADDITIONAL ART
Martin Yee
Paul Topolos
Greg Knight
Josef Richardson
Bill Hennes

ADDITIONAL PODRACER MODELS
Jon Knoles

ADDITIONAL TOOLS PROGRAMMING
Amit Shalev

VOICE DEPARTMENT MANAGER
Tamlynn Niglio

VOICE PRODUCER/DIRECTOR
Darragh O'Farrell

VOICE EDITORS
Coya Elliott
Will Beckman

ASSISTANT VOICE EDITOR
Cindy Wong

VOICE PRODUCTION COORDINATOR
Peggy Bartlett

PROJECT WRITER/RESEARCHER
W. Haden Blackman

VOICE CAST

QUI-GON JINN
James Warwick

OWI-WAN KENOBI
Scott Cleverdon

ANAKIN SKYWALKER
Jake Lloyd

JAR JAR
Ahmed Best

WATTO
Andy Secombe

QUEEN AMIDALA/PADMÉ
Grey Delisle

CAPTAIN PANAKA
Jeff Coopwood

C-3PO
Tom Kane

FODE
Scott Carpurro

BEED
Greg Proops

SENATOR PALPATINE
Nick Jameson

SHIMI SKYWALKER
Carolyn Seymour

2-3G
Kevin Michael Richardson

ALIEN PEDESTRIAN
W. Haden Blackman

ANABAR
Peter Lurie

ANGRY FAN
James Ward

ANN GELLA
Tasia Valenza

BARBO
Tom Kane

BATTLE DROID
Gregg Berger

BC-55
Nick Jameson

BITH MERCHANT
Bill E. Martin

BOSS NASS
Greg Burson

BRAT
Heidi Shannon

BUM
Peter Lurie

CAPTAIN RUTGER
Kevin Michael Richardson

COMPUTER CONSOLE
Heidi Shannon

CONCERNED BOY
Julianne Buescher

CONCERNED MOTHER
Carolyn Seymour

CORUSCANT FEMALE
Tasia Valenza

CORUSCANT GUARD
Gregg Berger

CORUSCANT MALE 1
Dave Beron

CORUSCANT MALE 2
Dominic Armato

CORUSCANT MALE 3
James Ward

CORUSCANT THUG 1
Douglas Lee

CORUSCANT THUG 3
Bob Bergen

DARTH MAUL
Gregg Berger

DC-10
Heidi Shannon

EV-7G7 Bob Bergen	Douglas Lee IMPORTANT MERCHANT Joe Alasky	NABOO SOLDIER 2 Bill E. Martin	SLEEPING MAN Nathan Carlson	ALIEN CITIZEN Dominic Armato
FEMALE MERCHANT Mary Kay Bergman	INFORMANT David Jeremiah	NABOO SOLDIER 3 Dominic Armato	SOLDIER 7 James Ward	VOICES RECORDED AT ScreenMusic Studios, Studio City, California
FEMALE THUG Heidi Shannon	INJURED SOLDIER 1 Greg Burson	NABOO SOLDIER 4 Peter Lurie	SOLDIER 8 Dave Beron	LucasArts Entertainment Company, San Rafael, California
FISHERMAN Bill E. Martin	INJURED SOLDIER 2 Nick Jameson	NABOO SOLDIER 5 Douglas Lee	TATOONINE CITIZEN David Jeremiah	The Sound Company, London
ALIEN GUARD James Ward	INTERPRETER Joe Alasky	NABOO SOLDIER 6 Dominic Armato	TC-14 Carolyn Seymour	MUSIC COMPOSED AND CONDUCTED BY John Williams
GRENDLE Douglas Lee	JABBA Clint Bajakian	NEMOIDIAN CONTROLLER Jeff Coopwood	TECHIE David Jeremiah	MUSIC EDITING Peter McConnell
GUARD DOOR Greg Burson	JABBA'S PORTER Greg Burson	NUTE GUNRAY Scott Cleverdon	TEEMTO Michael Sorich	SOUND DESIGN Clint Bajakian Julian Kwasneski
GUNGAN CHILD Grey Delisle	JIRA Heidi Shannon	PLACE OFFICIAL Michael J. Sorich	TENSE SOLDIER Nick Jameson	VOICE FX PROCESSING/ ADDITIONAL SOUND DESIGN Dave Levison
GUNGAN CITIZEN 1 Kevin Michael Richardson	JYM LANG Tom Kane	PRISONER Tom Kane	THUG LEADER Tom Kane	SOUND ASSISTANTS Michael Frayne Jory K. Prum
GUNGAN CITIZEN 2 Bob Bergen	KREG David Jeremiah	RACE FANATIC 1 Kevin Michael Richardson	TICKET VENDOR Dominic Armato	ORIGINAL STAR WAR'S SOUND FX Ben Burt
GUNGAN FEMALE Tasia Valenza	LIZARD BOY Bill E. Martin	RACE FANATIC 2 Dave Beron	TOMO Mary Kay Bergman	
GUNGAN GUARD Bill E. Martin	LOST BOY Mary Kay Bergman	RACE FAN Gregg Berger	TOURIST Nathan Carlson	
GUNGAN JAILER James Ward	MAT RAGS Gregg Berger	RODIAN THUG Nick Jameson	TW'LEK TOURIST Peter Lurie	
GUNGAN MALE Nick Jameson	MAWTHONIC Michael Sorich	SCWENGER Peter Lurie	UNDERGROUND WORKER Nathan Carlson	
ITHORIAN MOTHER Mary Kay Bergman	NABOO CRONE Mary Kay Bergman	SECURITY DOOR Michael Sorich	VEK DROW Kevin Michael Richardson	
HELPLI. CITIZEN Nathan Carlson	NABOO SOLDIER 1 David Jeremiah	SHOP OWNER Greg Burson	WATTO'S FLUNKY Joe Alasky	
HOME OWNER				

SOUND
PRODUCTION
SUPERVISOR
Clint Bajakian

SOUND
DEPARTMENT
MANAGER
Michael Land

SOUND
DEPARTMENT
COORDINATOR
Kristen Becht

LEAD TESTER
Stephen McManus

TESTERS
Albert Chen
Andy Alamano
Brent Jay
Andala Jalipa II
Chane Hollander
Darryl Cobb
Elton Dean
G.W. Childs IV
Jeff Sanders
Jeffery Day
Jo "Captain
Tripps" Ashburn
John "Buzz"
Buzofich
John Hannon
John Kathrein
Joseph Talavera II
June Park
Leland Y. Chee

MARKETING
COORDINATOR
Anne Barson

MANUAL WRITERS
Mollie Boero
Michael Gallo
Jo Ashburn
W. Haden
Blackman

QUALITY ASSURANCE
MANAGER
Mark Cartwright

QUALITY ASSURANCE
SUPERVISOR
Dan Pettit

BURNING
GODDESSES
Wendy Kaplan
Kellie Walker

PRODUCTION
MANAGERS
Camela Martin
Michael Gallo

PRODUCTION
COORDINATOR
Dino Ago

DEVELOPMENT
COORDINATOR
Peggy Stok

PRODUCT
MARKETING
MANAGER
Joel Dreskin

INTERNATIONAL
PRODUCTION
ASSISTANT
Jennifer Bencal

INTERNATIONAL
DEVELOPMENT
MANAGER
Aric Wilmunder

INTERNATIONAL
MARKETING
COORDINATOR
Lee Susen

INTERNET
MARKETING
Jason Deadrich
Zack Small

PACKAGE DESIGN
B.D. Fox & Friends

BOX ART
SUPERVISOR
Drew Struzan

PUBLIC RELATIONS
Tom Sarris
Heather Twist
Josh Moore

INTERNATIONAL
MANAGER
Carole Degoulet

INTERNATIONAL
PRODUCTION
COORDINATOR
Adam Pasztory

VERY SPECIAL
THANKS
George Lucas

PRODUCT SUPPORT
MANAGER
Dan Gossett

PRODUCT SUPPORT
SUPERVISOR
Dave Harris

HINT LINE
SUPERVISOR
Tabitha Tosti

SPECIAL THANKS
LUCAS LICENSING
Stacy Mollema
Chris Gollaher
Athena Portillo
Dan Riha
Howard Roffman

LUCASFILM LTD.
Rick McCallum
Lynne Hale
Jeanne Cole

All music composed by John Williams © Warner-Tamerlane Publishing Corp. & Bantha Music.
All rights administered by Warner-Tamerlane Publishing Corp. All rights reserved.
Used by permission.

WWW.LUCASARTS.COM

The Official *Star Wars* Web Site

WWW.STARWARS.COM

STAR WARS

EPISODE I

THE PHANTOM MENACE

SLES-02044



and "PlayStation" are registered trademarks of Sony Computer Entertainment Inc.

023272315951



Developed in
Conjunction
with



© LUCASARTS ENTERTAINMENT COMPANY LLC. © LUCASFILM LTD. & TM. ALL RIGHTS RESERVED. USED UNDER AUTHORIZATION.

3000016221 UK