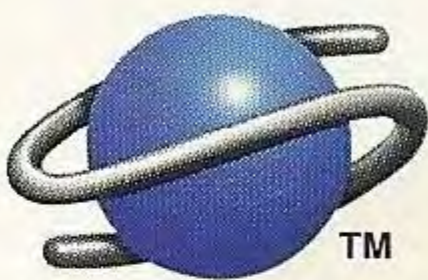


SEGA®

ωιργουετ™



SEGA™ SATURN™



81211

EXCLUSIVELY DISTRIBUTED BY SEGA OF AMERICA, INC.

WARNINGS

READ BEFORE USING YOUR SEGA VIDEO GAME SYSTEM

EPILEPSY WARNING

A very small percentage of individuals may experience epileptic seizures when exposed to certain light patterns or flashing lights. Exposure to certain patterns or backgrounds on a television screen or while playing video games may induce an epileptic seizure in these individuals. Certain conditions may induce undetected epileptic symptoms even in persons who have no history of prior seizures or epilepsy. If you, or anyone in your family, has an epileptic condition, consult your physician prior to playing. If you experience any of the following symptoms while playing a video game — dizziness, altered vision, eye or muscle twitches, disorientation, loss of awareness, any involuntary movement or convulsions — IMMEDIATELY discontinue use and consult your physician before resuming play.

PROJECTION TELEVISION WARNING

Still pictures or images may cause permanent picture-tube damage or mark the phosphor of the CRT. Avoid repeated or extended use of video games on large-screen projection televisions.

SEGA SATURN VIDEO GAME USE

This CD-ROM can only be used with the Sega Saturn system. Do not attempt to play this CD-ROM on any other CD player; doing so may damage the headphones and speakers. This game is licensed by Sega for home play on the Sega Saturn system only. Unauthorized copying, reproduction, rental, public performance or broadcast of this game is a violation of applicable laws.

The characters and events portrayed in this game are purely fictional. Any similarity to other persons, living or dead, is purely coincidental.

HANDLING YOUR COMPACT DISC

- The Sega Saturn compact disc is intended for use exclusively on the Sega Saturn system.
- Avoid bending the disc. Do not touch, smudge or scratch its surface.
- Do not leave the disc in direct sunlight or near a radiator or other source of heat.
- Always store the disc in its protective case.

ESRB RATING

This product has been rated by the Entertainment Software Rating board. For information about the ESRB rating, or to comment about the appropriateness of the rating, please contact the ESRB at **1-800-771-3772**.

Visit Sega's Internet Sites at:

web site:	http://www.segaoa.com
ftp site:	ftp.segaoa.com
email:	webmaster@segaoa.com
CompuServe:	GO SEGA

1-900-200-SEGA 	Learn SEGA game secrets from the masters. Call Now. U.S.: 1-900-200-SEGA \$0.85/min (recorded), \$1.05/min (live) Must be 18 or have parental permission. TDD Phone required. Sega of America Canada: 1-900-451-5252 US \$1.25/min (recorded/live)
--	--

For French Instructions, please call:
Instructions en français, téléphoner au: 1-800-872-7342

Wipe'Out™



CONTENTS

Starting Up: How to Use Your Sega Saturn System	2
Are You Ready?	3
Option Menus	4
Options	4
Racing Class Selection	5
Championship/Single Race/Time Trial Selection	5
Team Selection	6
Craft Statistics	6
Ship and Team Technical Data	7
Pilot Selection	8
Playing The Game	10
The Game Screen	10
Controlling Your Craft	10
Pausing The Game	11
Weapons and Power-Ups	11
Credits	12

Starting Up: How to Use Your Sega Saturn System

This CD-ROM can only be used with the Saturn System. **Do not attempt to play this CD-ROM on any other CD player**—doing so may damage the headphones and speakers.

1. Set up your Sega Saturn system by following the instructions in your Sega Saturn System Instruction Manual. Plug in Control Pad 1.
2. Place the Sega Saturn CD-ROM, label side up, in the well of the CD tray and close the lid.
3. Press the Power Button to load the game. The game starts after the Sega Saturn logo screen. If nothing appears, turn the system OFF and make sure it is set up correctly.
4. If you wish to stop a game in progress or the game ends and you want to restart, press the Reset Button on the Sega Saturn console to return to the Game's Title Screen. If you wish to return to the Control Panel, press Buttons A, B, C and Start simultaneously on the Title Screen.
5. If you turn on the power without inserting a CD, the Audio CD Control Panel appears. If you wish to play a game, place the Sega Saturn CD in the unit, press the D-Button to move the cursor to the top left button on the Control Panel, and press Start. The opening screens of a Game will appear.

Important: Your Sega Saturn CD-ROM contains a security code that allows the disc to be read. Be sure to keep the disc clean and handle it carefully. If your Sega Saturn system has trouble reading the disc, remove the disc and wipe it carefully, starting from the center of the disc and wiping straight out towards the edge.

- ① Sega Saturn System
- ② Control Pad 1



40"

-0.5 | -0.4 | -0.3 | -0.2 | -0.1 | G.0

72.3-5

WIPE'OUT™
36K-AG

WIP

36K-ag
R/L

ADRENALIN IS A RTM OF WIPE'OUT™



BLINDING! | STOP! | SPEED! | CONTROL | DE-ACTIVATE

F-3600

ARE YOU READY?

It's 2052 AD... Anti-gravity racing has become the world's most popular sport. The F3600 Race League is where it's at. Tracks stretch across terrain in every corner of the world. Research goes on day and night in the quest to find the perfect race craft, the one that will travel further and faster than anything previously made.

It's big business - and you're on the start grid for the next race.

Pick a team to race for, take control of your high performance anti-gravity racer, then race the six huge circuits leaving the rest to sniff ozone.

The world's finest pilots are lining up to race for the biggest prize in sports. Can you compete?

GET READY FOR

wipe'out™

BALLISTIC RACING.



WIP3'OUT™
F3600 RACE LEAGUE

BALLISTIC RACING

IT'S 2052 AD...

0.3
NUMBER

WARNING : EXTREME G-FORCE

40"

-0.5 | -0.4 | -0.3 | -0.2 | -0.1 | G.0

WIPE'OUT™
36K-AG

ADRENALIN IS A RTM OF WIPE'OUT™

36K-AG

STANDARD CRAFT-MID/SIZE TWIN ENGINES-SHORT FINS

OPTION MENUS

Before you can take your place on the track, you need to make a few choices about the game you are about to play.

WipeOut will offer you a number of menus before you play the game. Use the **D-Pad** on the Controller to highlight your choice, then press the **"B"** button to select it. To go back through the menus press the **"A"** button.

OPTIONS

- **Controller Configuration:** When you play WipeOut, the Controller controls will be at their default settings (see the section called 'Playing the Game' for a full breakdown of the controls). However, if you feel more comfortable using a different arrangement, you can select another configuration. Use the **D-Pad** to cycle through the pre-set configurations and press **"B"** to select the one you want. Remember that all instructions in this manual refer to the default setting.
- **Audio Configuration:** Press the D-Pad **UP** or **DOWN** to choose one of two variable options. You can choose SFX/Music which allows you to alter the balance between sound effects and music using the **D-Pad**. Select CD allows you to choose a particular music track, or a random selection using the **D-Pad**.
- **Best Times:** Press the D-Pad **LEFT** or **RIGHT** to cycle through the best times on all successfully completed tracks. To save your best times, select **Save** in the **Options** screen. Choose a file name (password) up to six characters in length and press **"B"** to save. High scores, lap times, extra cars and tracks are all saved. To reload the saved data, select the appropriate file/password and press **"B"**.



WipeOut

WIPE'OUT™
36K-AG

WipeOut



ADRENALIN IS A RTM OF WIPE'OUT™

-0.5 | -0.4 | -0.3 | -0.2 | -0.1 | G.0

240"



HUGE-SINGLE-CENTRALLY MOUNTED ENGINE WITH STANDARD FINS

RACING CLASS SELECTION

There are two racing classes in WipeOut: Venom and Rapier. When you first play the game you will be in the Venom class - you will only be able to move up to the faster Rapier class when you have completed all six Venom tracks and finished at the top of the Championship points table.

CHAMPIONSHIP/SINGLE RACE/TIME TRIAL SELECTION

Press the D-Pad **Left** or **Right** to highlight the race type of your choice then press button "**B**" to select it.

Championship: Starting on the first track, you will attempt to finish in the top three to qualify for the next one. Points will also be awarded depending on your placing. If you finish outside the top three you will lose a life - you have 3 lives per track.

If you manage to complete all six tracks in the Venom class AND finish first overall on the points table, you will be able to move up to the tougher Rapier class.

Single Race: If you choose this option, you will be offered the Team Selection and the Pilot Selection screens followed by the opportunity to select a track by pressing the D-Pad **Left** or **Right**. There are six tracks in WipeOut. These are Altima VII, Karbonis V, Terramax, Korodera, Arridos IV, and Silverstream. You will compete against a field of pilots in a 3 lap race.

Time Trial: As in the Single Race, you can choose your team, pilot and track. All weapons are deactivated in a time trial.

Race against your own best times. You have no one to beat but the clock!

FEISAR

PAUL JACKSON

WARNING : EXTREME G-FORCE

PILOT ICON

F3600ID:
JACK201.5.13.0



0.5
NUMBER

440"

-0.5 | -0.4 | -0.3 | -0.2 | -0.1 | 0.0

7.3-5

WIPE'OUT™
36K-AG

WIP



ADRENALIN IS A RTM OF WIPE'OUT™



TRIANGULAR SMALL ENGINE CONFIGURATION-STABILISED FINS

TEAM SELECTION

There are four major teams from around the world involved in the F3600 Anti-Gravity Racing League. Each team invests heavily in research and builds crafts to suit their own star drivers - the aim is always to blitz the course and leave the opposition in a cloud of blazing electrons.

At the start of each race there are 8 contenders on the track. These 8 are made up of 2 pilots from the 4 different teams.

Pressing D-Pad **Left** or **Right** to cycle through the four teams. Press **"B"** to select your chosen team. Remember that the race craft used by each team differ in specification. The Craft Statistics table will help you in your choice.

Team	Country of Origin	Engine Spec.**	Pilots
AG Systems	Japan	1200x2-RHT	John Dekka Daniel Chang
Auricom Research	USA/Canada	330x3-RHT	Arial Tetsuo Anastasia Cherovoski
Qirex	Russia	1700x1-SRHT	Kel Solaar Arian Tetsuo
FEISAR* Consortium	European	1400x2-SRHT	Sophia de la Renté Paul Jackson

*Federal European Industrial Science and Research

**Brake Horse Power, number of engines, Reheat or Super Reheat

Craft Statistics

Team	Accel.	Top Speed	Mass	Turning Circle
AG Systems	★★★★★	★★★	★★★	★★★★★
Auricom	★★★	★★★★★	★★★★★	★★★
Qirex	★★	★★★★★	★★★★★	★★
FEISAR	★★★★★	★★	★★	★★★★★

AG SYSTEMS

JOHN DEKKA



WARNING: EXTREME G-FORCE

PILOT ICON

F3600ID:
DEK200.0.0.11



0.6
NUMBER

3240ii SRX

-0.5 | -0.4 | -0.3 | -0.2 | -0.1 | G.0

240"

WIPE'OUT™
36K-AG



ADRENALIN IS A RTM OF WIPE'OUT™



3240ii SRX

FALCON4 MKII

PRO-AM PB90

Ship and team technical data



Manufacturer	AG Systems International
Design Model	3240ii SRX
Engine Configuration	2x1200bhp - reheat
Engine Model	Falcon4 MkII
Stabilising Surfaces	Pro-Am PB90
Braking System	Pirhana2 - S.R.B.S. (Speed Responsive Braking System)
Weapons Control	AG Systems UK



Manufacturer	Auricom Reaserch Industries
Design Model	A.R. 2700 Model B
Engine Configuration	3x660bhp - reheat
Engine Model	Syrus 660 MkIV
Stabilising Surfaces	Pro-Am SR 640
Braking System	Pirhana4 - P.R.B.S. (Power Responsive Braking System)
Weapons Control	Xevious 4 Control Systems



Manufacturer	FEISAR
Design Model	LS-5600 MkIV
Engine Configuration	2x1400bhp - super reheat
Engine Model	Syrus 2800 MkII
Stabilising Surfaces	Pro-Am SR320
Braking System	Airflow220 - S.R.B.S. (Speed Responsive Braking System)
Weapons Control	FEISAR4 Armacall Computer



Manufacturer	Qirex International
Design Model	Quantax Design Model 4
Engine Configuration	1x1700bhp - Super reheat
Engine Model	1700 PowerStation4
Stabilising Surfaces	Pro-Am PB90
Braking System	Airflow400 -P.A.B.S. (Power Assisted Braking System)
Weapons Control	Krakken 1 Weapons Deployment System

AG SYSTEMS

DANIEL CHANG
DANGER: EXTREME G-FORCE

PILOT ICON

F3600ID:
CHAN210.0.3.4



0.7
NUMBER

440"

-0.5 | -0.4 | -0.3 | -0.2 | -0.1 | G.0

WIPE'OUT'
36K-AG

ADRENALIN IS A RTM OF WIPE'OUT"

FALCON 4



3240ii SRX

FALCON4 MKII



PRO-AM PB90

PILOT SELECTION


The pilots are highly skilled and very rich individuals. Bitter rivalries have developed and each is committed to the success of their team. Each team has 2 pilots in the race - a lead pilot and a second pilot.

Press the D-Pad to cycle through the two pilots. Press "B" to select your chosen pilot.



LEAD PILOT		2ND PILOT	
	Name John Dekka Sex Male Age 38 Nationality American History One of AG Systems finest test pilots Height 6'0" Weight 89.8 kilos F3600 IDF DEK200.0.0.11		Name Daniel Chang Sex Male Age 29 Nationality Chinese History Defected communist test pilot Height 5'8" Weight 95.25 kilos F3600 IDF Chan210.0.3.4



LEAD PILOT		2ND PILOT	
	Name Arial Tetsuo Sex Female Age 22 Nationality Japanese History Bitter rival and twin sister of 'Arian' Tetsuo of the Qirex racing team Height 5'3" Weight 42.2 kilos F3600 IDF TETS304.3.1.8		Name Anastasia Cherovoski Sex Female Age Unconfirmed Nationality Unconfirmed History Unconfirmed, but Kel Solarr, Lead Pilot of Qirex Team knows her secret Height 5'11" Weight Unconfirmed F36700 ID CHER347.12.23.75

QIREX
KEL SOLARR
WARNING: EXTREME G-FORCE

PILOT ICON

F3600ID:
SOLA423.12.1.1



0.8
NUMBER



TEAM 3



LEAD PILOT		2ND PILOT	
	<p>Name Kel Solarr</p> <p>Sex Male</p> <p>Age 40</p> <p>Nationality Russian</p> <p>History Expert in high speed flight and all weapons systems. Long term, mysterious rival with Anastasia Cherovoski of the Auricom Team</p> <p>Height 6'4"</p> <p>Weight 124.74 kilos</p> <p>F3600 IDF SOLA423.12.1.1</p>		<p>Name Arian Tetsuo</p> <p>Sex Female</p> <p>Age 22</p> <p>Nationality Japanese</p> <p>History Bitter rival, under dog and twin sister of 'Arial' Tetsuo of the Auricom racing team</p> <p>Height 5'3"</p> <p>Weight 43 kilos</p> <p>F3600 IDF TETS303.2.0.7</p>

TEAM 4



LEAD PILOT		2ND PILOT	
	<p>Name Sophia de la Renté</p> <p>Sex Female</p> <p>Age 22</p> <p>Nationality French</p> <p>History First woman to fly non-stop around the Earth in a single seater Anti-Gravity fighter</p> <p>Height 5'10"</p> <p>Weight 44.9 kilos</p> <p>F3600 ID Rent102.6.9.10</p>		<p>Name Paul Jackson</p> <p>Sex Male</p> <p>Age 36</p> <p>Nationality English</p> <p>History Unconfirmed</p> <p>Height 5'9"</p> <p>Weight 93 kilos</p> <p>F3600 ID JACK234.32.32.0</p>



PLAYING THE GAME

Championship: If you choose to make an attempt at the championship, you will be taken to the first track in the Venom racing class.

Single Race: If you choose a single race against a full field of pilots, you will be taken to your selected track.

Time Trial: If you choose to race against the clock and your own best times, you will be taken to the selected track.

The Game Screen

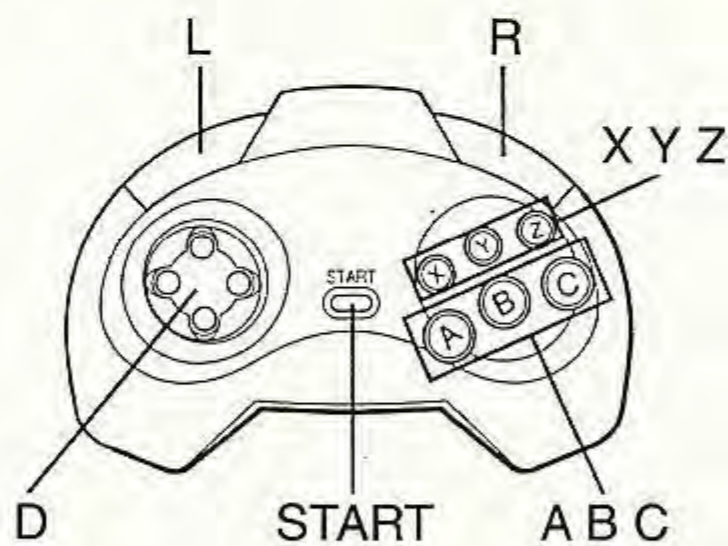
As you pilot your craft in the F3600 Anti-Gravity League, you will want to have some important pieces of information at your fingertips. The game screen will tell you which lap of the race you are on, your position in the race, the weapons you have picked up, fastest lap times and your own time, and the speed you are travelling.

You can choose to race with an internal viewpoint (this views the track from within the cockpit of your anti-gravity race craft), or an external view (this gives you a view just above and behind your craft). Choose the viewpoint you find most comfortable by referring to the section called 'Controlling Your Craft' below.



Controlling Your Craft

Default Controller Buttons



Button	Action
A	Toggle View
B	Acceleration
C	Deploy Current Weapon
X	N/A
Y	Toggle View
Z	N/A
L	Left Air Brake
R	Right Air Brake
D	Flight Control
START	Pause Game



These Controller controls are default settings which you can alter if you feel more comfortable using a different arrangement. You do this via the Controller Configuration Menu. Refer to the section headed 'Controller Configuration' if you would like to alter the controls.

Pausing The Game

Pressing the **START** button will pause the game. Once paused, you will be offered a menu which allows you to

- **CONTINUE** the game from the point at which you paused it.
- **RESTART** the game so you can begin a race again - you will also lose a life.
- **QUIT** the game completely.


You can also change the music by selecting **CD TRACK** and then using the **D-Pad** to change the track.


Use the **UP** and **DOWN** arrows to highlight your choice, then press **START**.


Weapons And Power-ups


Weapons are used by the Anti-Gravity racing craft to hinder the progress of opponents. All weapons are loaded onto the craft before the race but they can only be activated by flying over a Weapons Grid on the track. The Weapons Grids are brightly colored sections of track. Just one weapon can be activated at any one time. When you activate a weapon, it's picture will show at the top of the screen. When you use it, it disappears.


Weapons


- 

Shield Stops enemy weapons affecting your ship. Each shield is subject to a time limit. When a shield is activated, you can't activate another weapon but you can pick one up.
- 

Turbo Boost Speeds up the craft very quickly for a short period.
- 

Mines These slow down the affected craft with each hit. They are released in batches of five, hovering for a few seconds before exploding automatically.
- 

Shock Waves When affected by a Shock Wave, a craft will stall, shake and be difficult to control for a short period of time.
- 

Rockets Fires from the front of the craft and causes an opponent to slow down on impact. Rockets have terrain hugging capability but fire only in a straight line. Aim carefully.
- 

Missiles Similar to rockets, but with heat seeking capability. Wait for the missile lock symbol to appear over an enemy before firing.

40"

-0.5 | -0.4 | -0.3 | -0.2 | -0.1 | G.0

**WIPE'OUT™
36K-AG**

ADRENALIN IS A RTM OF WIPE'OUT™

SEGA

QUANTAX D-MODEL 4 | 1700 POWERSTATION4 | PRO-AM PB90

CREDITS**Managing Directors**Ian Hetherington and
Jonathan Ellis**Director of Development**

John White

Producer

Dominic Mallinson

Product Manager

Sue Campbell

Product Assistant

Claire Garvie

Team Leader

Nicky Carus-Westcott

Game Designer

Nick Burcombe

ProgrammersJason Denton
Dave Rose
Rob Smith
Stuart Sockett**3D & 2D Artists**Nicky Carus-Westcott
Darren Douglas
Laura Grieve
Pol Sigerson
Lousie Smith**Additional Game Graphics and
PR/Marketing Graphics**

Lee Carus-Westcott

Conceptual Artist

Jim Bowers

Additional Graphic Design

The Designers Republic

Music

CoLD SToRAGE

Sound Effects

Tim Wright

Public RelationsGlen O'Connell (UK)
Mark Day (USA)
Catherine Jaymond (France)
Ingo Zaborowski (Germany)**Manual Written by**Damon Fairclough
Nick Burcombe**Packaging Design & Direction**The Designers Republic
Anthony Roberts
Keith Hopwood**Technical Assistant**

Paul Charsley

Development Secretary

Jennifer Rees

Quality AssuranceMark Inman
Mark O'Connor
Paul Tweedle**Special Thanks to:**Softimage
SGI
Bars & Pipes Professional
Cluffy
Paul McGarvey
Rob Holden
Paul Hartnoll
Joanne Galvin
Michele Raulin
Caroline Dupuy
Chris Meredith
& everyone at Psygnosis
(too many to name)**Sega of America****Art Direction:**

Eric Smith

Product Managers:Seth Gerson
Matt Dunbar
Lori Von Rueden**Product Specialist:**

Clint Dyer

Producer:

Manny Granillo

Game Lead Tester:

Mark Paniagua

Assistant Lead Testers:Sean Doidge
Jeff Hedges
Matt Ironside
Raul Orozco**Testers:**Ken Chan
Pat Walsh
Kingsly Sur
Sam Ford
Charles Yang
Sean Potter
Lloyd Kinoshita
Scott Matt
Zac Fuller
Dave Asgharzadeh

WEAPON ICONS

REVCON



MISSILES

**WEAPONS**

SIVE THROUGH EIGHT



WARNING: EXTREME G-FORCE

WEAPON ICONS

MINES



SHIELD



ROCKETS

**0.12**

NUMBER

LIMITED WARRANTY

Sega of America, Inc. warrants to the original consumer purchaser that the Sega Saturn compact disc shall be free from defects in material and workmanship for a period of 90 days from the date of purchase. If a defect covered by this limited warranty occurs during this 90-day warranty period, Sega will repair or replace the defective compact disc at its option, free of charge. This limited warranty does not apply if the defects have been caused by negligence, accident, unreasonable use, modification, tampering or any other causes not related to defective materials or workmanship.

To receive U.S. warranty service, call the Sega Consumer Service Department at:
1-800-USA-SEGA

To receive Canadian warranty service, call the Sega Canadian Consumer Service Department at:
1-800-872-7342

DO NOT RETURN YOUR SEGA SATURN COMPACT DISC TO YOUR RETAIL SELLER. Return the compact disc to Sega Consumer Service. Please call first for further information. If the Sega technician is unable to solve the problem by phone, he or she will provide you with instructions on returning your defective disc to Sega. The cost of returning the disc to Sega's Service Center shall be paid by the purchaser.

REPAIRS AFTER EXPIRATION OF WARRANTY

If your Sega Saturn compact disc requires repairs after termination of the 90-day limited warranty period, you may contact the Sega Consumer Service Department at the number listed above. If the technician is unable to solve the problem by phone, he or she will advise you of the estimated cost of repair. If you elect to have the repair done, you will need to return the defective merchandise, freight prepaid and insured against loss or damage, to Sega's Service Center with an enclosed check or money order payable to Sega of America, Inc., for the amount of the cost estimate provided to you by the technician. If, after inspection, it is determined that your compact disc cannot be repaired, it will be returned to you and your payment will be refunded.

LIMITATIONS ON WARRANTY

Any applicable implied warranties, including warranties of merchantability and fitness for a particular purpose, are hereby limited to 90 days from the date of purchase and are subject to the conditions set forth herein. In no event shall Sega of America, Inc., be liable for consequential or incidental damages resulting from the breach of any express or implied warranties.

The provisions of this limited warranty are valid in the United States only. Some states do not allow limitations on how long an implied warranty lasts, or exclusion of consequential or incidental damages, so the above limitation or exclusion may not apply to you. This warranty provides you with specific legal rights. You may have other rights which vary from state to state.

NOW ON
SEGA SATURN™

PANZER DRAGOON™ ZWEI



Help
Your
Fire

Breathing Friend
Sprout His Wings...
Then Go Fry Your Foe

Sega is registered in the U.S. Patent and Trademark Office. Sega Saturn and Panzer Dragoon™ II Zwei are trademarks of Sega. Psygnosis and WipeOut are trademarks of Psygnosis, Inc., a subsidiary of Sony Corporation of America. ©1996 Psygnosis, Inc. All rights reserved. Copying and/or transmission of this game is strictly prohibited. Unauthorized rental or public performance of this game is a violation of applicable laws. ©1996 Sega, P.O. Box 8097, Redwood City, CA 94063. Made and printed in the U.S.A. All rights reserved.