


SEGA™

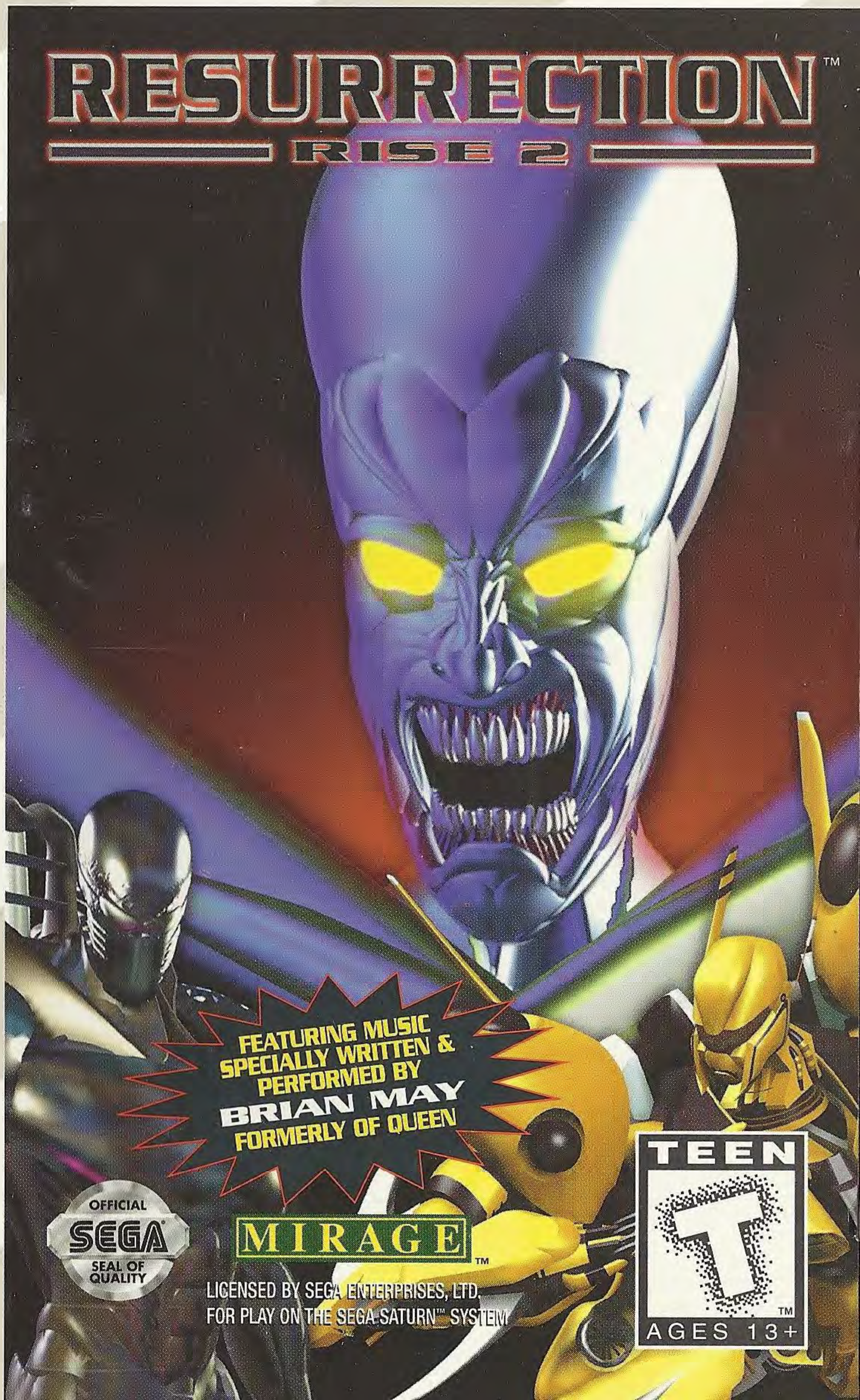


Akklaim®
entertainment, inc.

SEGA SATURN™

RESURRECTION™

RISE 2



FEATURING MUSIC
SPECIALLY WRITTEN &
PERFORMED BY
BRIAN MAY
FORMERLY OF QUEEN



MIRAGE™

LICENSED BY SEGA ENTERPRISES, LTD.
FOR PLAY ON THE SEGA SATURN™ SYSTEM



T-8114H



This official seal is your assurance that this product meets the highest quality standards of SEGA™. Buy games and accessories with this seal to be sure that they are compatible with the SEGA SATURN™ SYSTEM.

HANDLING YOUR SATURN DISC

- The Sega Saturn disc is intended for use exclusively with the Sega Saturn™ system.
- Do not bend it, crush it, or submerge it in liquids.
- Do not leave it in direct sunlight or near a radiator or other source of heat.
- Be sure to take an occasional recess during extended play, to rest yourself and the Sega Saturn compact disc.
- Keep your Sega Saturn compact disc clean. Always hold by the edges and keep it in its case when not in use. Clean with a lint-free, soft dry cloth – wiping in straight lines from center to edge. Never use solvents or abrasive cleaners.

WARNING TO OWNERS OF PROJECTION TELEVISIONS: Still pictures or images may cause permanent picture-tube damage or mark the phosphor of the CRT. Avoid repeated or extended use of video games on large-screen projection televisions.

This product has been rated by the Entertainment Software Rating Board. For information about the ESRB rating, or to comment about the appropriateness of the rating, please contact the ESRB at 1-800-771-3772.

WARNING: READ BEFORE USING YOUR SEGA™ VIDEO GAME SYSTEM.

A very small percentage of individuals may experience epileptic seizures when exposed to certain light patterns or flashing lights. Exposure to certain patterns or backgrounds on a television screen or while playing video games may induce an epileptic seizure in these individuals. Certain conditions may induce previously undetected epileptic symptoms even in persons who have no history of prior seizures or epilepsy. If you, or anyone in your family, has an epileptic condition, consult your physician prior to playing. If you experience any of the following symptoms while playing a video game- dizziness, altered vision, eye or muscle twitches, loss of awareness, disorientation, any involuntary movement, or convulsions- IMMEDIATELY discontinue use and consult your physician before resuming play.

CONTENTS

Starting Up
3

Story
4

Options
10


Game
Features
12

Selecting
Robots
12

Basic Default
Controls
15

Advanced Techniques
and Strategies
16

Robots:
Some vital data
17



STARTING UP

1. Set up your Sega Saturn™ system as described in its instruction manual. Plug in Control Pad 1.

Note: Rise 2 Resurrection™ is for up to two players.

2. Place the Rise 2 Resurrection™ disc, label side up, in the well of the CD tray and close the lid.
3. Turn on the TV or monitor and the Sega Saturn™. The Sega Saturn™ logo appears on screen. (If nothing happens, turn the system off and make sure it is set up correctly before turning it on again.)



4. If you wish to stop the game in progress or the game ends, press the Reset Button on the Sega Saturn™ console to display the on screen Control Panel.

Important: Your Sega Saturn™ CD contains a security code that allows the disc to be

read. Be sure to keep the disc clean and handle it carefully. If your Sega Saturn™ system has trouble reading the disc, remove the disc and wipe it carefully, starting from the center of the disc and wiping straight out toward the edge.



STORY

Invincibility is in oneself, vulnerability is in the opponent. - Sun Tzu, The Art of War.

It was almost as if the Supervisor wanted Coton the Cyborg (ECO 35-2) to reach her.

That there was something in his very humanness she wished to possess or utilize. It had all been too easy.

The anthropomorphic Cyborg was convinced that he had defeated the liquid metal robot through combat. It did not seem, however, that combat alone had been enough.

Immediately after achieving what he thought to be her destruction, he felt enveloped by her very essence, her being. Coton had retained his consciousness, but not his cybornetic body. He had already been familiar with an existence outside of bodily form. He felt the same, but this time his presence was vastly different - almost as if he had survived in spirit alone.

He wondered if perhaps he had been transported to that higher plane beyond the existence of a physical entity; that an alternative to death really did exist and this was it. Coton felt kind of cellular. That is, as far as he could focus on it, part of something else, something vastly superior that was also a part of him. Within and without.....



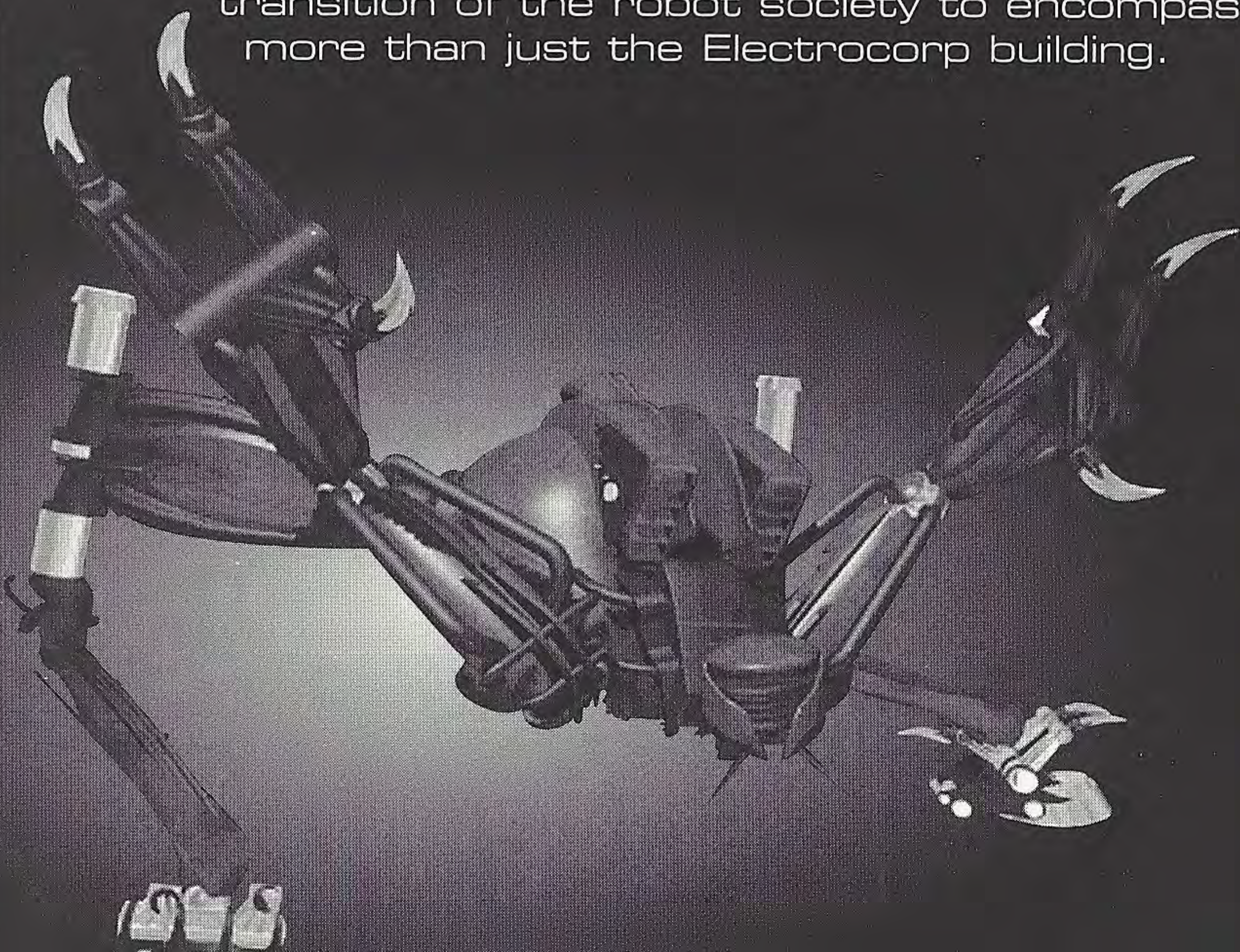
THE CYBORG IS DEAD. LONG LIVE THE CYBORG. CYBERWARS.

Coton the Cyborg had failed. Not only had the Supervisor defeated him, she had absorbed him into her world. She recycled his cyboretic body, retaining only his mind.

She then hooked him up to the Electrocorp building robot control network, cloning his mental patterns to bolster the artificial intelligence of both herself and her subservient robots. By keeping his brain alive she could drip feed her subjects selected human characteristics through net-like pheromones.

The new generation of robots now had actual intelligence - well, as much as the Supervisor would allow. They were now able to go beyond their original programming and design. By receiving messages through their daily link up to the Electrocorp Neurocomputer, they became the first species post man to separate themselves from those machines or even animals that had gone before them. They could think. The robots had learned how to modify and improve their designs. They had transformed their original form of mechanical servitude into that of battle machines. They had armed themselves.

These additional facets were geared by the Supervisor towards one primary goal - the transition of the robot society to encompass more than just the Electrocorp building.



To go outside. That is, the complete take over of Metropolis 4. The Supervisor assimilated through the Cyborg's human brain the last elements to complete her psychosis of evil desire. Electrocorp was not enough - she wanted the solar system.

The Electrocorp scientists, even from outside the building knew from their tracers that Coton still existed, although they had lost all two-way contact. All physical tracking had ceased from when he had penetrated the Supervisor's lair. All that was left was his cerebral life-pulse.

With Coton gone, at least in physical form, the Electrocorp scientists knew that they had to modify their original objective. The building had to go. They had tried originally to preserve the internal structure. Now they knew that they had to destroy at least its innards to contain their Frankenstein's monsters.

The Electrocorp Company could financially survive the loss of the building. They could not survive the robots breaking out into the City - too many compensation claims.

The governing body and the masses were already getting curious about the long shut down at the Electrocorp building. Technical modifications could not be indefinitely preserved as a long term reason for its closure. The consensus was that if Coton had failed (and he certainly hadn't succeeded), then drastic action must be taken. The scientists, however, could not risk destroying the building itself because of the public admission of failure. If the robot revolt could be controlled from within the Electrocorp building, then the Company propaganda could be maintained.

Coton had managed to transmit enough data to his principles to enable them to set up a task force to analyze the original ego virus that the Supervisor created to control her subjects. While they didn't have enough time to create an antidote virus that would free the worker robots from their leader, they did come up with something else. The proto-type tests upon copy robots went well. Firstly, they were inseminated with the original ego-virus and then a new strain was introduced to them - the psychotic Anarchy Virus.



The A-Virus encouraged its victims to act independently of their leader. Each individual robot became the center of its own universe. They now had a primary motivation to individually survive at all costs. The A-Virus had true class. It corrupted victim robots to the extent that their routines informed them that they were under attack from all that they came into contact with. A computer generated psychotic neurosis, if you like. The A-Virus was cabled in through the ethernet to the Electrocorp Neurocomputer. Anarchy in Electrocorp.

Coton saw red, rather, Coton thought red. He had been wallowing in his new role of Neurocomputer chief training chip. Entombed in the very womb of the Supervisor's intellect and charm, yet strangely stimulated by the sensation that perhaps he had already served her purpose and would be disposed of. In some ways this was not unappealing to one so imprisoned. Then the A-Virus hit him like a shot. A shot of some kind of smart-drug.

"What is this? - I've got to get out of this place. I don't care what gets in the way - even if it takes me with it."

The A-Virus was sending the robots ape-crazy. They were all on net hook up when it hit and there were still two creda-hours to go before release. The Supervisor had not yet returned to the neuronet.

The Electrocorp scientists knew (hoped) that Coton was still around, albeit in some metaphysical form, so they sent in human brain wave shields with the virus to keep him clear headed, assuming that if he was plugged into the net, then, he could survive the first Anarchy shot. Through his pain and anger, Coton figured out a possible escape. He realized what the Electrocorp scientists must have done - remembering some of the early A-virus tests. There was a slim chance that he could download his neuro-computerised-soul-essence into any of the hooked up robots.

Having trained them all in thinking, he knew their various weaknesses and strengths. If he could download himself, erase the file transaction, maybe he would have a chance. If he left a synthi-image of himself on the neuro-net, it would take the Supervisor maybe two hours to discover that he had gone.

The robot plug ports lay before him on the neuro net. He could see all the robots and their derivations.

Coton had to decide very, very quickly which robot to enter. Which robot had the appropriate weaponry and characteristics to get him through the others to have another crack at the Supervisor. The Anarchy Virus was pumping like crazy around his mind. Yes, he wanted another go at her! To think he was almost completely seduced. He'd shut down her little show. He'd make her eat it, he'd erase her file, but which robot should he choose?

TITLE SCREEN

You will first see the PRESS START BUTTON screen. Press START to go to the Main Menu, which features these choices: START, SETUP, HI SCORE and CREDITS. To enter any of these choices, highlight it by pressing UP or DOWN on the D-PAD. The highlighted option can be selected by pressing the START BUTTON.


- **START** - Let the mayhem commence! This choice starts the game, but you've probably worked that out already...
- **SETUP** - Selecting this takes you to the game options screen, so that you can fine-tune RISE 2: RESURRECTION™ to your liking.
- **HI SCORE** - Selecting this option brings up a top scorer's table of robot combat experts. Pressing the START, A, B, or C Button will bring you back to the Main Menu.

RESURRECTION™
— RISE 2 —

PRESS START BUTTON

RESURRECTION™
— RISE 2 —

START
SETUP
HI SCORE
CREDITS



• **CREDITS** - This choice lets you know about the talented people who brought you this fine game. Again, pressing the START, A, B or C button will bring you back to the Main Menu.

OPTIONS

Rise 2 Resurrection™ features many useful options which allow you to setup the game to suit your preferences. Press **UP** or **DOWN** on the D-PAD to highlight an option. Press **LEFT** or **RIGHT** on the D-PAD to toggle option settings. When you are happy with the setup, select QUIT and press the START BUTTON.

If you make a mistake or change your mind, you can always revert to the DEFAULT settings by resetting your machine.



LANGUAGE

Choose which of five languages you wish to have the game text appear in.

DIFFICULTY

Set the difficulty level to suit your skill, from 0 (easiest) to 23 (hardest).

TIMER

Choose to play with the round timer set to OFF, 30, 60, or 90 seconds.

MUSIC VOLUME

Set the music volume, from 0 to 16.

SOUND VOLUME

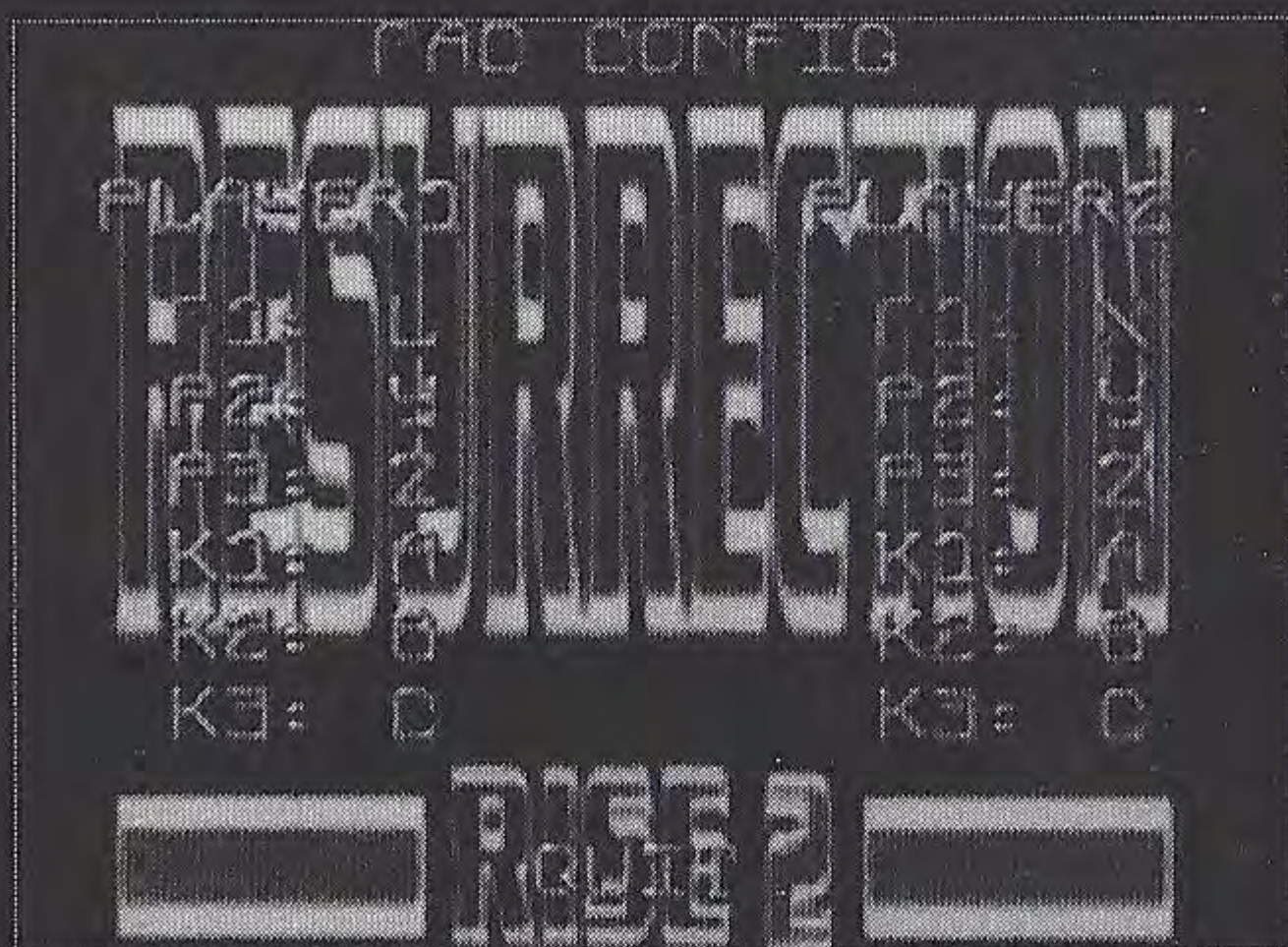
Set the volume of the sound effects, from 0 to 16.

CD MUSIC/ BACKGROUND SFX

Choose to play with either.

PAD CONFIGURATION

Press the **START** **BUTTON** to see the configuration screen. Use **UP** or **DOWN** on the **D-PAD** to highlight an action, then press **LEFT** or **RIGHT** on the **D-PAD** to select the control button you wish to perform that action. When you are satisfied, highlight **QUIT** to return to the **OPTIONS** screen.



QUIT

Return to Main Menu.

START

To **START A GAME**, highlight **START** and press the **START BUTTON**.

PAUSING THE GAME


To Pause the game at any time, press the **START** **BUTTON**. You will see the pause options screen, where you can choose either **CONTINUE MATCH** (resume the game where you paused) or **QUIT MATCH** (return to the Title Screen.)



GAME FEATURES

SELECTING ROBOTS

You will then see the Robot Select Screen, where you can toggle through the various robot types available for Coton to inhabit. To view a robot, toggle the RED (Player 1) or BLUE (Player 2) highlight to his portrait by pressing the direction buttons. A full scale model of that robot will appear.



- Select your robot by pressing the **START BUTTON** when the desired one is on screen.

1 Player Games

- Once a robot is selected, you will inhabit that model until it is destroyed or you prevail against the Supervisor.

If playing a 1 player vs. CPU game, the computer will automatically provide random opponents. If you use the Player 1 controller, you will always control the robot on the left (facing right). If you use the Player 2 controller, you will control the robot on the right (facing left).

2 Player Games

In a 2 player game, each player selects a robot to control. Player 2 always controls the robot on the right (facing left). Both players may select the same robot (the highlight will change to PURPLE). At the end of each two player match, either player may play again as the same robot or select a different one.

Color Select

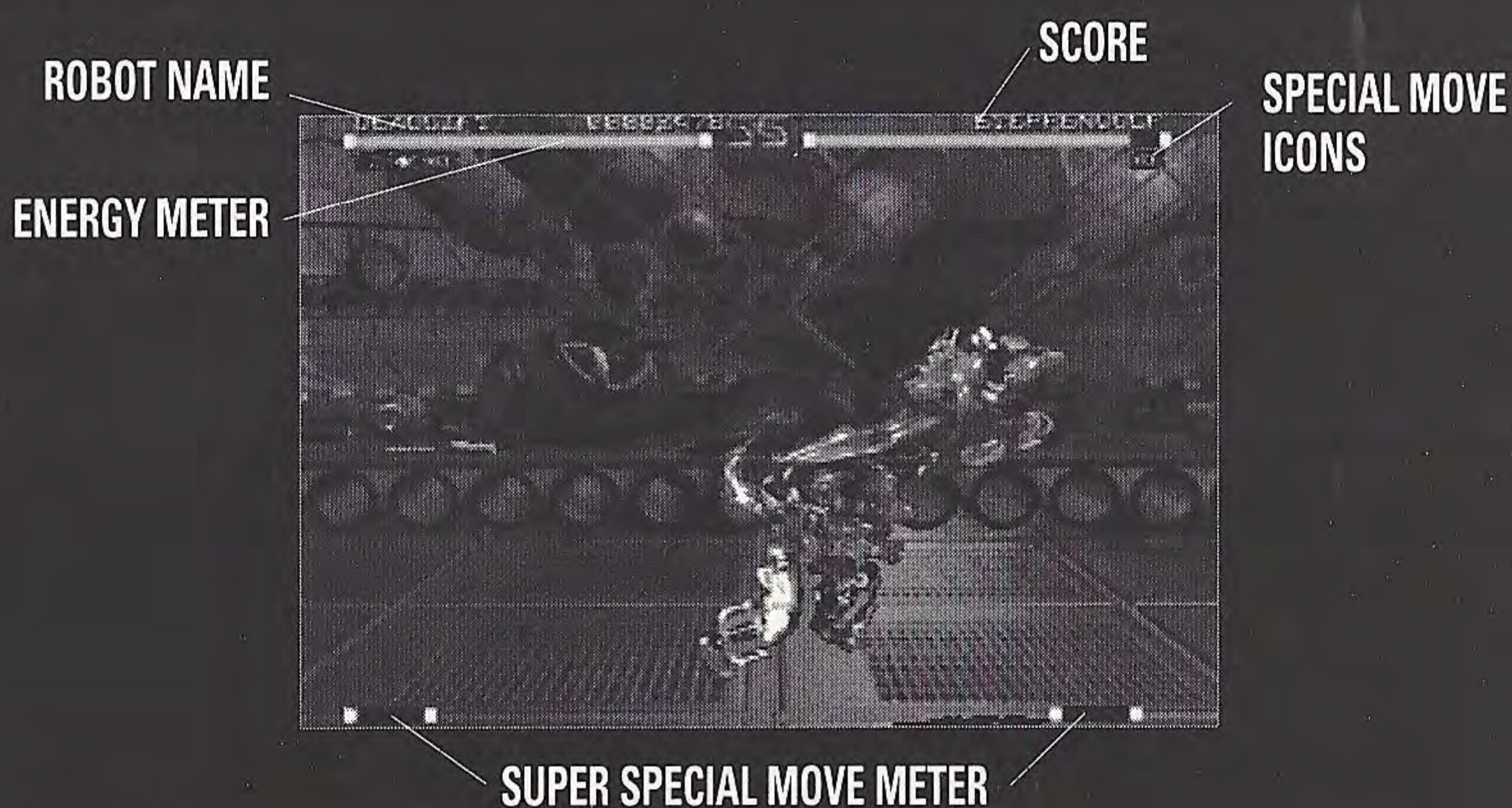
You can change the color of the selected robot by pressing **UP** or **DOWN** on the D-PAD to toggle through the available colors.

Handicap Meter

At the upper left and upper right of the Robot Select Screen are Handicap Meters. You can tweak your robot's CPU to give your robot greater or lesser degrees of fighting strength by pressing **LEFT** or **RIGHT** on the

D-PAD to move the Handicap Meter. The more blue is displayed in the meter, the more powerful a robot's blows will be.

You will see a display of the two contestants. Then it's on to the site of your encounter! Don't make it your last...



MATCHES

To rid the Electrocorp building of its many mechanical menaces, you must survive two out of three "rounds" of combat with each robot that detects your presence. Once you have defeated an enemy, you will go on to the next opponent.

Robot Name

The name of each robot appears at the top left and right of the screen.

Energy Meters

Each robot's energy is displayed on a meter at the top left or right of the screen below his score. Each meter starts full/green, and empties/reddens as damage is taken. Once it is empty, that robot is defeated.

Timer

Each round lasts for 30, 60, or 90 seconds, depending on the Game Options setting (it can also be turned off altogether). When the timer reaches 00, the round is over. The robot with the most energy/least damage at the end of a round is the winner.

Score


Points are awarded for successful attacks on your opponent, with bonus points given for multi-hit Chaos (combination) attacks, first attacks and other combat variables.

Super Special Moves Meters

These meters appear at the bottom left and right of the screen. When this meter is flashing, you are able to perform Super Special Moves which can devastate an enemy.

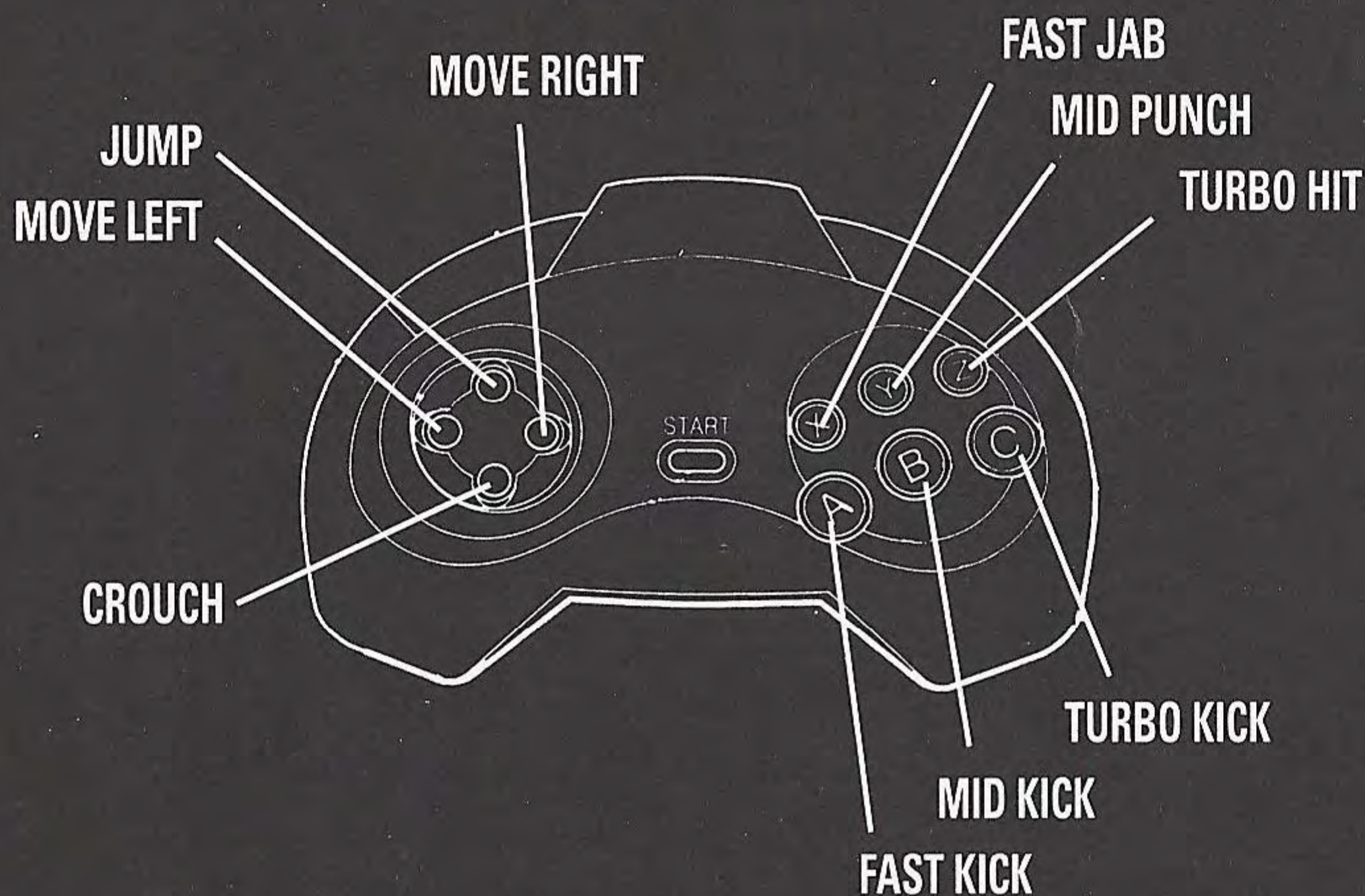


ENTERING INITIALS FOR HI SCORE



Once you've been defeated, if you are among the top scorers you will go to the HI SCORE screen, where you can enter your initials. To do so, press **UP** or **DOWN** on the D-PAD to toggle through the alphabet, and the **LEFT** or **RIGHT** D-PAD to change columns/fields. Once your initials are entered correctly, press the **START**, **A**, **B** or **C** **BUTTONS** to enter them.

BASIC DEFAULT CONTROLS



AERIAL ATTACKS

You can perform punishing aerial attacks by pressing any punch or kick button while in the air.

GRAPPLE AND THROW OPPONENT

This move varies for each robot, so you must experiment to learn how to perform it.

SPECIAL MOVES

Each robot has a number of special moves. See the robot profiles to learn some of them. Experiment to learn others!

SUPER SPECIAL MOVES

Each robot has a Super Special Move which you must learn if you hope to survive!

EXECUTION MOVES

Each robot has its own deadly Execution Move which produces maximum damage and humiliation!

ADVANCED TECHNIQUES AND STRATEGIES

PROJECTILES & PROGRESSION MOVES

At the beginning of the game, each robot possesses at least one projectile attack move, but as you successfully progress, you will be able to locate the CPU of a defeated opponent (by finishing him with your Execution Move), allowing you to use his projectile move. Try to gain use of all of them! But be careful: chips become more prone to malfunction with increased use! Once you gain use of an opponent's projectile, its icon will appear under your Energy Meter.

To use a particular projectile in your arsenal, simply use the controls/ moves associated with that projectile.



Flame



Plasma



I.C.E.



F.R.Y.




Acid



G.U.N.Z.

CHAOS ATTACK

Any time an opponent is immobilized while being hit rapidly with successive blows, the combination count will increase, after which a bonus is awarded. The number of Chaos hits will appear on screen.



Dismemberment

Some robots can tear off an opponent's arm and beat him/her with it! This is a very difficult maneuver to master, and another secret you must discover!

ROBOTS


There are 18 known robots Coton can choose from, but it is suspected that many more exist. The known robots appear below. Data on these robots is extremely limited, but we have managed to provide you with at least one or more of their moves. These may be Special Moves, Super Special Moves, or even a deadly Execution Move. As for the rest of their abilities, we must leave it to you to determine how to operate each robot...

P = Any punch key/button

K = Any kick key/button

← = AWAY: The opposite direction you are facing

→ = TOWARDS: The direction you are facing



SALVO



This is a Special Forces edition of the war robot. He carries twin machetes, plus a flame thrower. He has been re-engineered to be the first robot to break into the outside world.

Salvo will only engage in combat with those he considers worthy. He is reluctant to use his flame thrower, despite its almost universal ability to reduce opponents to ashes, as his virus-spiked psyche prefers the satisfaction of victory gained by combat alone.

Knife Throw



Flame Thrower




CHROMAX



A saboteur robot tooled with devastating light weaponry servo-generators. A modifier, internalizer and destroyer of enemy machinery, the post A-Virus Chromax feeds off machine dismemberment. He flash-freezes moving objects prior to dispersing bodies for consumption.

Low Fireball



Head Throw



CRUSHER



A purpose-built robot debilitator, the Crusher is a dismemberment expert. The form of the Crusher confuses the sensory equipment of many combat robots, causing them to underestimate its serious threat. The A-Virus has increased Crusher's hostility and danger levels to kamikaze overload.

Uppercut ↓ ↘ → **P**

Acid Spit ← ← ← **K**


CYBORG



The recycled body of the Electrocorp champion now reprogrammed to remove all robot combat weaknesses. The most familiar form to Coton— but this time it's armed!

Shoulder Barge ← ← → **K**

Flying Punch ↓ ↘ → **P**



DEADLIFT



The Supervisor's first offspring, viewed by her as the ultimate infantryman. Deadlift was originally a symbol of law and order for the new regime governing Metropolis 4. In Deadlift, the Supervisor saw one of the few robots worthy of her; she redesigned him to maintain the ethical cleansing of robots, cyborgs and humans.

His reorientation through exposure to the Anarchy Virus causes him to believe that he is the only superior life form, and that he must "cleanse" the Electrocorp building of all other robots. He does so by means of his Resonator Scabbard and Cleansing Fire.

Low Fireball



Teleport



DETAIN



A turboguard of the Military Police, Detain's principle design function was to be the enforcer of the Supervisor's will upon future human subjects. The A-Virus has warped Detain's outlook so that he now mistakes other robots for human beings. When disobeyed, he employs a head-mounted freeze-laser

to paralyze opponents. A second infraction provokes electrocution!

3 Hit Chaos



Headbutt



WAR



The War is the only pure combat robot. It has a titanium alloy skeletal chassis with laminated polymer moldings. It is now armed with grenades, but the full extent of the Supervisor's modifications to this model remains unknown.

Barrel Roll ↓ ↑ P

Barrel Roll [Mid Air] ↓ ↓ P

SUIKWAN



This command-class samurai general was created by the Supervisor to issue and enforce her instructions. His info-chips make him an expert in martial arts and combat strategy and tactics. Suikwan is capable only of honorable combat. He is dedicated to the restoration of law and order in the building. Earlier proto-type

Suikwans have been known to commit hari-kari (self-destruct) if they have failed in their missions. Perhaps due to his superior CPU intelligence, Suikwan appears to be unaffected by the A-Virus. His combat style employs the devastating use of chi. He projects his internal electrical energy into victims to provoke spontaneous combustion through self-purification.

Fireball ↓ ↙ ← P

Sword Dash → → P

GRILLER




The Griller has been reprogrammed to unearth and destroy enemy building foundations.

The Anarchy

Virus has ingrained an insatiable craving for "Smartex", a synthetic A-Virus substitute ingested via a cigar-like delivery system. This keeps his robot danger level at maximum, resulting in a very strong and determined attack. He has developed the routine of using plasma-disruption in combat to pummel opponents.

Ground Bash ← ↙ ↓ ↘ → P

Slap Attack ← → → P



LOCKJAW



Lockjaw is a military specification loader robot with sharpened blades and portable missile pods. The Supervisor reassigned Lockjaw to supply weaponry to the other robots and the robot attack vehicles for the entry to Metropolis 4. Lockjaw is able to detonate his current payload at

any time if confronted or put under threat. Although unconfirmed, it is considered possible that he has the capability to self-destruct to prevent his weapons from falling into enemy hands.

Missile ↓ ↙ ← P

Mid Air Missile → → P

LOADER



Like the previous Electrocorp application model, the Loader can withstand immense physical punishment. It is now outfitted with circuits that render it an electrical predator which craves energy from any source.

Lightning → → ↓ P

Headbutt ↓ ↑ P

PRIME-8



Reduced in size by the Supervisor, Prime-8 now features far greater agility and is capable of sophisticated combat techniques. The strongest robot, Prime-8's hostility level has increased to manic due to the A-Virus.

Ground Smash ↓ ↓ ↓ P

Swan Dive ↓ ↘ → P

NECROBORG



This next generation Supervisor-augmented cybernetic organism is the beneficiary of synthi-clone brain tissue and kevlar-manganese armor. It has been designed to annihilate any further cyborgs that Electrocorp may send in to reclaim the building. The Anarchy Virus has left Necroborg with the illusion that it is a human with a mission to terminate all robotic life forms. Necroborg is capable of discharging lightning meteors and molecular distortion blows.

Flying Punch ↓ ↑ P

Lightning ← ← ← P


ROOK




The augmented Rook has been retained by the Supervisor to guard her inner sanctum. Little is known about the design

save the Supervisor's continued use of these as her elite guard. It appears to be A-Virus immune, and is now able to use its dorsal jet pack in combat, both to maneuver and as a weapon. It remains all but indestructible to anything save the combat elite classes.

Double Punch



Jet Kick



STEPPEWOLF



Steppenwolf is a mobile artillery unit designed for heavy front line combat. Weaponry includes a chest-mounted 30mm high velocity armor-piercing cannon, twin arm-mounted 35mm uranium depleted ammunition guns and dual foot blades. Like Griller, Steppenwolf is dependent on the "Smartex"

A-Virus substitute. Steppenwolf is an unstable unit who believes all robots exist only for target practice.

Cannon



Airstrike



INSANE




This now-savage cybernetic creature was once a docile drone built by renegade robots as a test subject for organic virus derivatives. Years of testing have rendered Insane unstable; he managed to escape the influence of the robots in a vicious baseball bat attack, and is now at large in the building. His neural implants have been so seriously affected by the various viruses he has been subjected to that he is likely to attack anything animate without provocation.

Bat Attack ↓ ↘ → **K**

Ice Ball ↓ ↘ → **P**

VANDAL




Vandal is a modified insectoid with two built-in chain saws and one buzz saw. Originally designed to destroy redundant, renegade robots or human beings, the A-Virus has inspired him to terminate anything with which he comes into contact. If a victim is out of reach, Vandal can immobilize an enemy with his tetrabasic acid spit.

Buzzsaw Attack ↓ ↘ → **P**

Jet Kick [Mid Air] → → **K**



V1-HYPER



The Queen of killers, V1-Hyper is a devastating enhanced Supervisor encasement with acid spit and head whip capabilities. This is the body the Supervisor designed for herself, a combination battle suit and post-victory royal robe. It is unknown if the V1-Hyper body was made before the Anarchy Virus hit.

Acid Ball ↓ ↘ → P

Head Whip ↓ ↙ ← P

WARNING! The above are descriptions of only those robots that have been discovered.

MIRAGE

Produced by	Peter Jones and Andy Wood
Directed by	Gary Leach
Editor Design	Andy Clark
Character Design, Models and Animation	Sean Naden and Jason Swift-Clowes
Set Design, Construction and Animation	Kwan Lee
Animation Editing and Pixel Art	Matt Smith
Programming	PC Gary Leach PlayStation Andy Clark Saturn Tony Stoddart Mac Ben Fowler
Artificial Intelligence and Menu Selection	Ian Webb
Mirage music and sound effects	Tom Grimshaw
Animation Input	Indira Knight
Character Input	Thomas Wardle
CD Streaming Software	Pete Dabbs
AI Data	Sean Rhodes, Matt Smith, Thomas Wardle, Ian Webb
Marketing and Public Relations	Julia Coombs, Clare Barnett
Financial Control	Deborah Jones and Holly Bourne
Distribution	Roy Campbell and Dave Cotton
Technical Support	Rob Nicholson
Product Administrator	Kate Auty
Secretarial	Sarah Mould
Quality Control Supervisor	Chris Judge
Quality Control	Ian Knowles, Gary Stevens, Guy Selwood and Lee Austin Brett Bailey, John Capbell, Anthony Cousens, Gary Mason
Renovation	Dave Eardley and Kev Sheppard
'Cyborg' Music and Sound Effects	Brian May
Engineered by	Justin Shirley-Smith
Thanks to Mirage personnel	Jonathan Baddeley, Mike Bareham, Pete Dabbs, Les Eaves, Kevin Green, Paul Johnson, Jean Nixon, Derek Nixon and Julie Walker.
Special Thanks	Jim Beach, Ciaran Brennan, Mike Brunton, Rod Cousens, Julie Glover, Rodger Harris, Frank Herman, Rob Holmes, Bernard Fischbach, Gregory Fischbach, Sam Goldberg, Jim Murdoch, Michael Thomas, Amanda Walker, and Bev Wood.

ACCLAIM

Executive Producer	Bill Pidgeon
Producer	Eric Kuby Martin De Riso, Eric Weiner, Kelly Coleman
QA Senior Manager	Mike Weiner
QA Supervisor	Carol Caracciolo
Technical Support Supervisor	Harry Reimer
PC Supervisor	Gil Leong
Lead Analyst	Steve Bremer
Testers	Chris McGovern, Jon Cerabone, James Ackermann
PC Compatability	Ed Kok, Askia Foreman, John Melendez, Rich Varney, Jesus Arozamena
Technical Support	John Gonzales, Howard Perlman, Robert Coffey, Greg McGovern
Product Marketing	Steve Lux, Evan Stein Doug Sherman, Ed Fortune, Irith Libovitz
Advertising Communications	Holly Newman, Lori McCue Tracy Lopez, Valerie Nifora
Creative Services	Dawn Manaras, Terri Ruffino, Amy Andresakes, Michael M. Duarte, Ken Kilkenny, Lianne Schnell, Jacqueline Scibelli
Thanks to	Bill Dickson, David Minogue, Jim Herzner
Text Translations	Alpha CRC Ltd.

'Cyborg' and incidental sound effects composed and performed by Brian May.

Published (R.O.W) by Queen Music Ltd./ EMI Music Publishing Ltd.

Published (Japan) by Queen Music Ltd./Watanabe Music Publishing Ltd.

Published (France) by Queen Music Ltd./Les Editions Marouani Ltd.

Published (U.S.A.) by Queen Music Ltd./EMI Music Publishing Ltd.

Brian May is an exclusive EMI Records Recording Artist (R.O.W.)

Brian May is an exclusive Hollywood Records Recording Artist (U.S.A.)

RISE 2 RESURRECTION™ is licensed from Mirage Technologies (Multimedia) Ltd.

© 1996 Mirage Technologies (Multimedia) Ltd.

MIRAGE™ and RISE 2 RESURRECTION™ are trademarks of Mirage Technologies (Multimedia) Ltd. and used with permission. All Rights Reserved.

ACCLAIM® LIMITED WARRANTY

ACCLAIM warrants to the original purchaser only of this ACCLAIM software product that the medium on which this software program is recorded is free from defects in materials and workmanship for a period of ninety (90) days from the date of purchase. This ACCLAIM software program is sold "as is," without express or implied warranty of any kind, and ACCLAIM is not liable for any losses or damages of any kind resulting from use of this program. ACCLAIM agrees for a period of ninety (90) days to either repair or replace, at its option, free of charge, any ACCLAIM software product, postage paid, with proof of date of purchase, at its Factory Service Center. Replacement of the software product, free of charge to the original purchaser (except for the cost of returning the software product) is the full extent of our liability.

This warranty is not applicable to normal wear and tear. This warranty shall not be applicable and shall be void if the defect in the ACCLAIM software product has arisen through abuse, unreasonable use, mistreatment or neglect. THIS WARRANTY IS IN LIEU OF ALL OTHER WARRANTIES AND NO OTHER REPRESENTATIONS OR CLAIMS OF ANY NATURE SHALL BE BINDING ON OR OBLIGATE ACCLAIM. ANY IMPLIED WARRANTIES APPLICABLE TO THIS SOFTWARE PRODUCT, INCLUDING WARRANTIES OF MERCHANTABILITY AND FITNESS FOR A PARTICULAR PURPOSE, ARE LIMITED TO THE NINETY (90) DAY PERIOD DESCRIBED ABOVE. IN NO EVENT WILL ACCLAIM BE LIABLE FOR ANY SPECIAL, INCIDENTAL, OR CONSEQUENTIAL DAMAGES RESULTING FROM POSSESSION, USE OR MALFUNCTION OF THIS ACCLAIM SOFTWARE PRODUCT.

Some states do not allow limitations as to how long an implied warranty lasts and/or exclusions or limitations of incidental or consequential damages so the above limitations and/or exclusions of liability may not apply to you. This warranty gives you specific rights, and you may also have other rights which vary from state to state.

This warranty shall not be applicable to the extent that any provision of this warranty is prohibited by any federal, state or municipal law which cannot be pre-empted.

Repairs/Service after Expiration of Warranty- If your software product requires repair after expiration of the 90-day Limited Warranty Period, you may contact the Consumer Service Department at the number listed below. You will be advised of the estimated cost of repair and the shipping instructions.

Acclaim Hotline/Consumer Service Department (516) 759-7800

MIRAGE™. RISE 2 RESURRECTION™ is licensed from MIRAGE TECHNOLOGIES (MULTIMEDIA) LTD. © 1996 MIRAGE TECHNOLOGIES (MULTIMEDIA) LTD. **MIRAGE**™ and RISE 2 RESURRECTION™ are trademarks of MIRAGE TECHNOLOGIES (MULTIMEDIA) LTD. and used with permission. ALL RIGHTS RESERVED. "Cyborg" will be featured on Brian May's forthcoming solo album, to be released on EMI Records. Brian May is an exclusive Hollywood Records Recording Artist. Published by Queen Music Ltd./EMI Music Publishing. © 1995 Kabushiki Kaisha Warp. Under license to Acclaim Entertainment, Inc. All Rights Reserved. Acclaim is a division and registered trademark of Acclaim Entertainment, Inc. Artwork and packaging™ & © 1996 Acclaim Entertainment, Inc. All Rights Reserved. Acclaim is a division and registered trademark of Acclaim Entertainment, Inc. © 1996 Acclaim Entertainment, Inc. All rights reserved. Marketed by Acclaim. Distributed by Acclaim Distribution, Inc., One Acclaim Plaza, Glen Cove, NY 11542-2777.

Patents: U.S. #'s 4,442,486/4,454,594/4,462,076/5,371,792; Europe # 80244; Canada #'s 1,183,276/1,082,351; Hong Kong # 88-4302; Germany # 2,609,826; Singapore # 88-155; U.K. # 1,535,999; France # 1,607,029, Japan # 1,632,396.

W
A
R
P.

*Solving the Mystery Means Visiting
the Dark Pit of Your Soul*

TM



**"SPINE-TINGLING
ACTION"** EGM



**"THE NEW GENRE OF
INTERACTIVE HORROR!"** Game Fan



**"SLICK, STYLISH,
SCARY FUN!"** Game Players

SEGA SATURN™

Acclaim®
entertainment, inc.

Sega and Sega Saturn are trademarks of SEGA ENTERPRISES, LTD.
Contact the ESRB at 1-800-771-3772 for more information on game ratings.
Marketed by Acclaim. Distributed by Acclaim Distribution, Inc., One Acclaim Plaza, Glen Cove, NY 11542-2777.
Acclaim is a division and registered trademark of Acclaim Entertainment, Inc.
© & © 1996 Acclaim Entertainment, Inc. All Rights Reserved.

This game is licensed for use with the Sega Saturn™ system only. Security Program ©SEGA 1994 All Rights Reserved. Unauthorized copying, reproduction, rental, public performance or broadcast of this game is a violation of applicable laws. Printed in U.S.A. Assembled in Mexico. All rights reserved.