



SEGA
GENESISTM
16-BIT CARTRIDGE

technocopTM

INSTRUCTION MANUAL



technocop™



RazorSoft is a division of RazorSoft International, Inc.
This game is licensed by Sega Enterprises Ltd. for play on the
SEGA GENESIS SYSTEM.

SEGA™ and GENESIS™ are trademarks of
SEGA Enterprises Ltd.

© 1990 RAZORSOFT, INC.
LICENSED FROM U.S. GOLD
ADAPTATION BY PUNK DEVELOPMENT™



Thank you for choosing Technocop, RazorSoft's premier title for the 16-Bit Sega Genesis System. Our commitment to provide you with the very best in video gaming stems from over 20 years of hands-on experience in the video entertainment industry.

Often identified as mavericks in the industry, RazorSoft's management feeds on knowledge and one-on-one customer contact provided by the coin-op arcades which are credited with fueling the fire of such a universal entertainment medium as the in-home video game system.

RazorSoft's subsidiary, Punk Development, with over a decade of pushing technology to the absolute cutting edge, allows us to present you the best graphics, sound and genuine arcade play available anywhere in the world. I truly believe you'll find this to be the case from the moment you power up any RazorSoft product.

Be sure to ask your favorite retailer for StormLord, RazorSoft's dazzling fantasy adventure.

Sincerely,

A handwritten signature in black ink, appearing to read "Kyle Shelley".

Kyle Shelley
President

CONTENTS

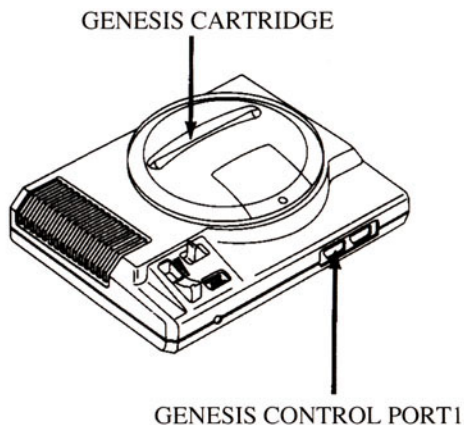
Loading Instructions/Starting Up	4
Crime Log	5
The Control Pad	6
Your Weapons	8
Your Mission	12
Hints	13
Most Wanted	14

INSTRUCTION MANUAL

Loading Instructions: Starting Up:

1. Make sure the power switch is OFF.
2. Insert the TECHNOCOP™ game cartridge in the Genesis System cartridge slot (shown below) as described in your GENESIS SYSTEM manual.
3. Turn the power switch ON. If nothing appears on the screen, recheck insertion.

IMPORTANT: Always make sure that the system is turned OFF when inserting or removing your Genesis Cartridge. TECHNOCOP™ is designed for one player, so check to see that the Genesis Control Pad is connected properly to Control Port 1 on the Console.



CRIME LOG

ENTRY: 080509.1

Welcome to the nuclear wastelands of the 21st Century where a society ravaged by lawlessness makes its last stand against the hordes of mutated goons known as the D.O.A.

The D.O.A., self-named in honor of the fate met by most who cross their path, are led by a mind-crazed kingpin whose real identity remains unknown. An army of D.O.A. punks stand ready to crush, without mercy, any attempt to eradicate their leaders...no price too high to pay.

To my knowledge, I am one of few surviving members of the Enforcers, a once elite crime fighting legion...they call me TECHNOCOP. I operate alone, packing state-of-the-art firepower: the .95 AutoMag, designed for internal explosion of human targets. A Tonari snare gun and criminal target locator round out my hand held arsenal.

My VMAX Twin Turbo Interceptor is capable of cruising at 200 MPH plus. Equipped with Apache side-mounted cannons and Pulse long range nuclear torpedoes, the VMAX transports me down treacherous highways to D.O.A. infested tenement buildings to hunt my prey. On-board crime computers provide me with vital updates on crimes in progress...still, nothing can replace that unmistakable gut feeling I get.

I must remain razor sharp. Flying axes, rabid rats, whips, bombs, and brute force lurk around every corner. Any sign of weakness and the blood on my boots could be my own.

I have witnessed countless atrocities committed without conscious by these renegade killers. My orders are to avenge these violations of society.

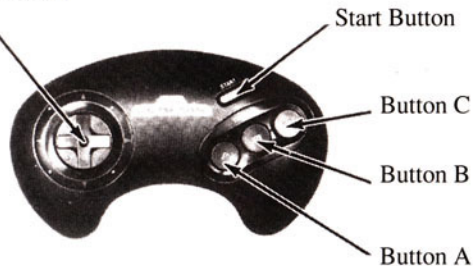
I log this entry with the hope that it won't be my last.

-TECHNOCOP

THE CONTROL PAD

Before you begin playing learn which buttons prompt the moves and functions you will rely on during play.


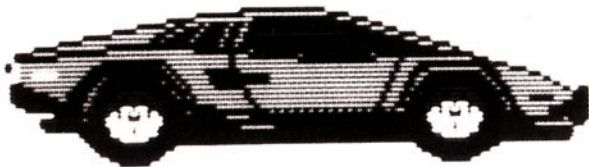
Directional Button
(D-Button)



BASIC FUNCTIONS

Directional Button (D-Button)

While driving, press up to accelerate VMAX Interceptor. Press down to slow or stop VMAX Interceptor. Press left or right to negotiate treacherous highways. While on foot, press down to kneel, right or left to explore hallways and up and down to control direction of elevators. Press left or right to stop elevator on specific floors.



Start Button

Press to start game. Press to bypass opening screens. During play, press to pause game and then press again to resume play.

Button A

While driving, press to fire Pulse Nuclear Weaponry. While on foot, press to jump over obstacles.

Button B

While driving, press to fire Apache Side-Mounted Cannon. While on foot, press to fire .95 AutoMag or Tonari Snare Gun.

Button C

While on foot, press to switch from .95 AutoMag to Tonari Snare Gun.

YOUR WEAPONS

.95 AutoMag

Designed for the internal explosion of human targets. Don't get caught in a dangerous position while reloading.

VMAX Turbo Charger

Provides quicker acceleration to pursue your targets. Awarded after the successful completion of 2 consecutive stages.



Hydraulic Wheel Rams

Activated after the successful completion of 4 consecutive stages. Handy for keeping your VMAX on the road and the D.O.A. in the ditch.

Apache Side-Mounted Cannon

Very useful in removing unwanted obstacles from the highways ahead. With the successful completion of 6 consecutive stages, the Apache becomes semi-automatic.

Tonari Snare Gun


Must be activated in order to take your suspect alive, if so indicated on your Criminal Target Locator.

Pulse Long-Range Nuclear Weaponry

One launch is awarded for the successful completion of each stage beginning with stage number 4. You may use launches as needed. We suggest saving them for later when things really get tough.

On-Board Crime Computer

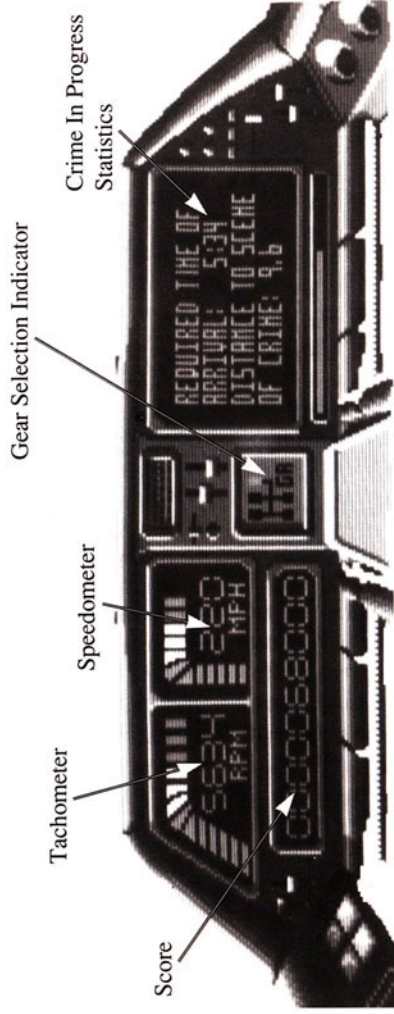
Provides you with critical information on crimes in progress, criminal statistics and the operational status of your VMAX.



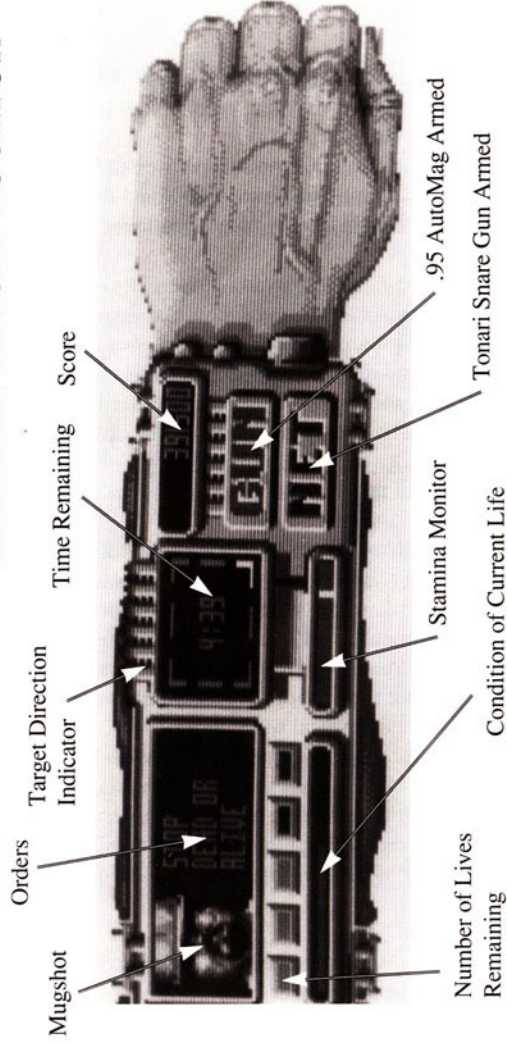
Wrist-Mounted Criminal Target Locator

Monitors TechnoCop's physical condition. Pay close attention to the life force indicator as life is your most precious asset. Provides target suspect tracking and time remaining before suspect escapes. When returning to your VMAX the tracking screen assists in navigation out of tenement buildings. Indicates arming of either .95 AutoMag or Tonari Snare Gun.

ON-BOARD CRIME COMPUTER



CRIMINAL TARGET LOCATOR



YOUR MISSION

Save the remnants of civilization by eliminating the warriors of the D.O.A. mob and putting their psychotic kingpin behind bars.

First, your skill as a blacktop survivalist will be pushed to the outer limit. Climb into your VMAX and race down treacherous highways leading to an abandoned tenement building.

Check your on-board crime computer to obtain up-to-the-second statistics, including mug shots and suspect profile, on the crime in progress. Your computer also supplies you with distance and required time of arrival to successfully prevent your suspect's escape. Be alert to the operational status of the VMAX, also monitored by the on-board crime computer.

At the scene of the crime lurks an ambush of crazed D.O.A. punks possessed by only one thought...ELIMINATE TECHNOCOP! Beyond this line of defense lies your suspect...a D.O.A. gladiator whose criminal profile demands swift justice. Strapped to your wrist, your criminal target locator pinpoints your suspect's location beyond your line of sight. Time is limited! You must pursue your target with the greatest efficiency using your weapons and physical strength.

Eleven D.O.A. suspects comprise your MOST WANTED list. At the top of the list is the D.O.A. kingpin, a madman whose real identity remains a mystery. Successful removal of each from society will promote you to the highest honor...the rank of TechnoCop.

Credits: As TechnoCop you can withstand five devastating blows before your life is over.

HINTS

-Drive the VMAX as efficiently as possible. Required arrival time becomes increasingly critical as game continues.

-Make careful notes of how you travel through tenement buildings. You'll need them to get out.

-Nuclear weaponry is limited! Enough said.

-Biting rats and menacing children can slow your progress and cost you valuable hunting time in tenement buildings. Avoid these pests if you can.

-Shooting civilians can provide you with extra target practice but will cost you valuable points.

-Before turning your back on a D.O.A. thug, make sure you've dropped him in his tracks. Some of these guys can take several hits before they fall.

-Failure to follow orders when eliminating suspects will result in promotions being denied.

-Recovering stolen property found in tenement buildings will help you boost your score.

-The D.O.A. are fearless, and if allowed to jump onto your VMAX, your driving performance will suffer.

technocop

MOST WANTED™



DAN BUTCH
AGE: 23
MASS: 230

BILL DRUNE
AGE: 29
MASS: 225



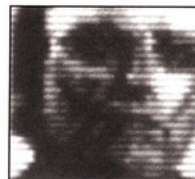
DAVE ROCK
AGE: 32
MASS: 210

ROB KRULL
AGE: 26
MASS: 185



MIKE METAK
AGE: 22
MASS: 190

KEVIN ZAK
AGE: 31
MASS: 220



BOB DEVIO
AGE: 27
MASS: 215

DON JOHN
AGE: 25
MASS: 169



MIKE GRUBB
AGE: 29
MASS: 225

CAM DAVIE
AGE: 22
MASS: 189



D.O.A. KINGPIN
AGE: ?
MASS: ?

RAZORSOFT, INC.
90-DAY LIMITED WARRANTY
(VALID ONLY IN U.S.A.)

RazorSoft, Inc. ("RazorSoft") warrants to the original consumer purchaser that this RazorSoft game cartridge product shall be free from defects in materials and workmanship for a period of ninety (90) days from the original date of purchase. If a defect covered by this warranty occurs during this ninety (90) day warranty period, RazorSoft will, at its option, repair or replace the defective game cartridge product, free of charge.

This limited warranty shall not apply if the RazorSoft game cartridge product has been damaged by unreasonable use, accident, negligence, service or modification by anyone other than by RazorSoft, or by any other causes unrelated to defective materials or workmanship.

To receive warranty service, call our Consumer Service Department at the following number:

(405) 843-3505

Our Consumer Service Department is in operation from 10:00 a.m. to 5:00 p.m. (Central Time), Monday through Friday. DO NOT RETURN YOUR RAZORSOFT GAME CARTRIDGE PRODUCT TO YOUR RETAIL SELLER.

If the RazorSoft technician is unable to solve the problem by phone, we will provide you with instructions on returning your defective RazorSoft game cartridge product to an authorized RazorSoft Service Center. Purchasers must prepay all delivery costs or shipping charges to return any defective RazorSoft product under this warranty policy. If you ship any such product, we suggest you package it securely (using the original packaging materials if possible) and insure it for value, as RazorSoft assumes no liability for any loss or damage occurring during shipment.

EXCEPT FOR THE EXPRESS WARRANTY STATED ABOVE, RAZORSOFT MAKES NO OTHER WARRANTIES, WHETHER EXPRESSED OR IMPLIED, WITH RESPECT TO THIS RAZORSOFT PRODUCT. ALL IMPLIED WARRANTIES, INCLUDING THOSE OF MERCHANTABILITY AND FITNESS FOR A PARTICULAR PURPOSE ARE LIMITED TO THE DURATION OF THE EXPRESS WARRANTY SET FORTH ABOVE.

The limited warranty set forth above constitutes the sole and exclusive remedy of the original consumer purchaser with respect to any defective RazorSoft product. In no event shall RazorSoft be liable for any costs of procurement of substitute goods, loss of profits, or any consequential, incidental, and/or other damages of any kind resulting from a breach of any applicable express or implied warranty, breach of any obligation arising from breach of any express or implied warranties.

The provisions of the foregoing warranty are valid in the United States of America only. The limited warranty set forth above gives you specific legal rights and you may also have other rights which vary from state to state. Some states do not allow limitations on how long an implied warranty lasts and/or do not allow the exclusion of incidental or consequential damages, so the limitation and exclusions set forth above may not apply to you.

Every reasonable effort has been made to ensure that the RazorSoft game cartridge manuals and promotional materials accurately describe RazorSoft product specifications and capabilities at the time of publication. However, because of ongoing improvements and updating of RazorSoft products, RazorSoft cannot guarantee the accuracy of printed materials after the date of publication and disclaims liability for changes, errors, and omissions.



7416 N. Broadway • Oklahoma City, OK 73116

THIS GAME IS LICENSED BY SEGA ENTERPRISES LTD.
FOR PLAY ON THE SEGA GENESIS SYSTEM.

SEGA and GENESIS are trademarks of Sega Enterprises Ltd.
RAZORSOFT™ and TECHNOCOP™ are trademarks of RAZORSOFT, INC.

PRINTED IN JAPAN

© 1990 RAZORSOFT INC.