

SEGA™

SEGA™  
GENESIS™  
SELECTED

# OLYMPIC SUMMER GAMES



Atlanta 1996



CENTENNIAL OLYMPIC GAMES

**INSTRUCTION  
MANUAL**



LICENSED BY SEGA ENTERPRISES, LTD. FOR  
PLAY ON THE SEGA™ GENESIS™ SYSTEM.



## WARNING: READ BEFORE USING YOUR SEGA VIDEO GAME SYSTEM

A very small percentage of individuals may experience epileptic seizures when exposed to certain light patterns or flashing lights. Exposure to certain patterns or backgrounds on a television screen or while playing video games may induce an epileptic seizure in these individuals. Certain conditions may induce previously undetected epileptic symptoms even in persons who have no history of prior seizures or epilepsy. If you, or anyone in your family, has an epileptic condition, consult your physician prior to playing. If you experience any of the following symptoms while playing a video game – dizziness, altered vision, eye or muscle twitches, loss of awareness, disorientation, any involuntary movement, or convulsions – IMMEDIATELY discontinue use and consult your physician before resuming play.

THIS PRODUCT HAS BEEN RATED BY THE ENTERTAINMENT SOFTWARE RATING BOARD. FOR INFORMATION ABOUT THE ESRB RATING, OR TO COMMENT ABOUT THE APPROPRIATENESS OF THE RATING, PLEASE CONTACT THE ESRB AT 1-800-771-3772.

### WARNING TO OWNERS OF PROJECTION TELEVISIONS:

Still pictures or images may cause permanent picture-tube damage or mark the phosphor of the CRT. Avoid repeated or extended use of video games on large screen projection televisions.

### HANDLING YOUR SEGA CARTRIDGE:

- This Cartridge is intended exclusively for the Sega™ Genesis™ System.
- Do not bend it, crush it, or submerge it in liquids.
- Do not leave it in direct sunlight or near a radiator or other source of heat.
- Be sure to take an occasional recess during extended play to rest yourself and the Sega Cartridge.



Black Pearl Software  
5016 N. Parkway Calabasas, Suite 100  
Calabasas, CA 91302

Package and Manual Design: Beeline Group, Inc.



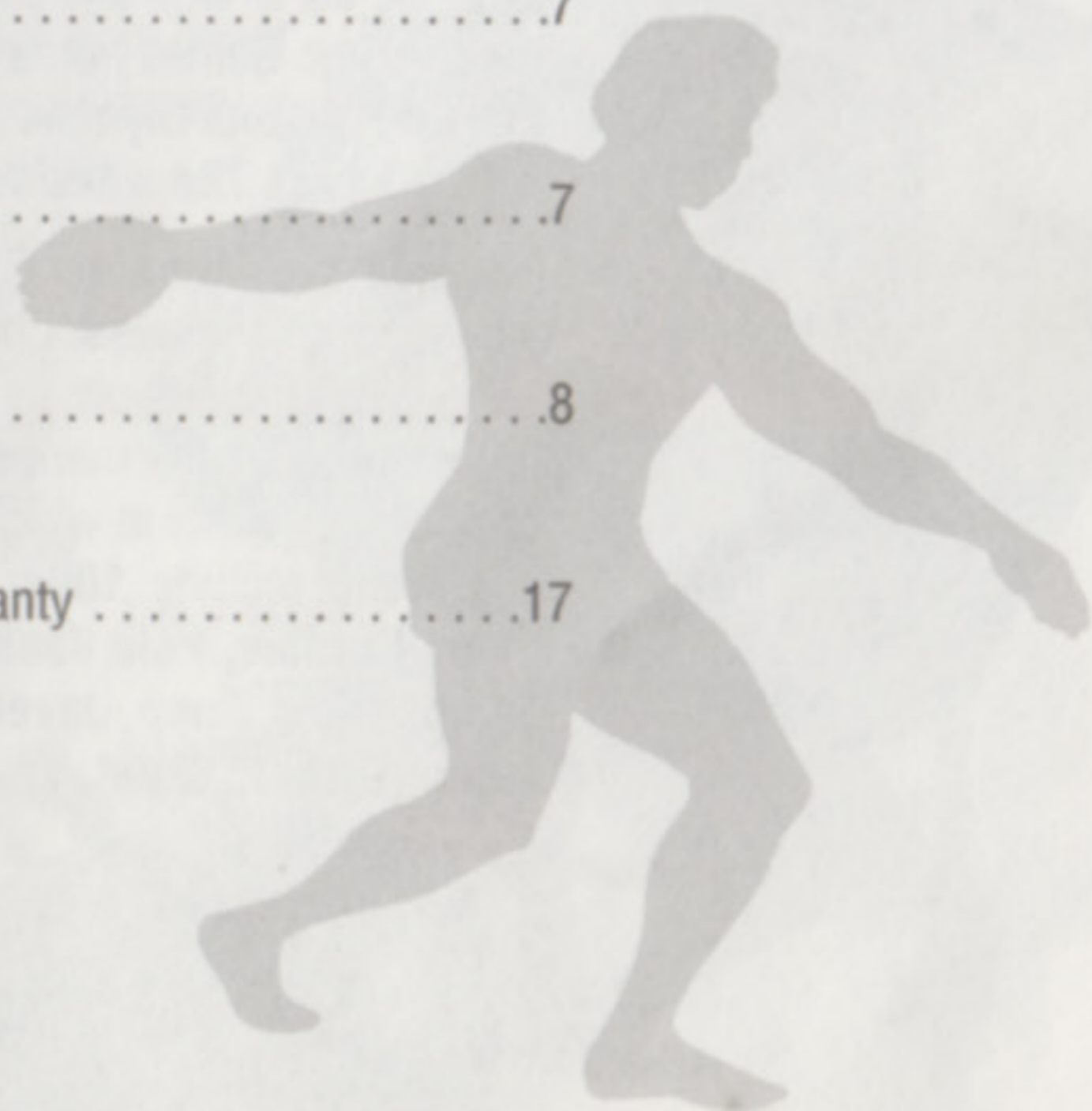
This official seal is your assurance that this product meets the highest quality standards of SEGA™. Buy games and accessories with this seal to be sure that they are compatible with the SEGA™ GENESIS™ SYSTEM.

## CONTENTS

Olympic Summer Games .....	2
Getting Started .....	3
Controls .....	3
Main Menu .....	4
Play .....	4
Practice .....	7
Options .....	7
Competition .....	8
Limited Warranty .....	17



Atlanta 1996



# OLYMPIC SUMMER GAMES

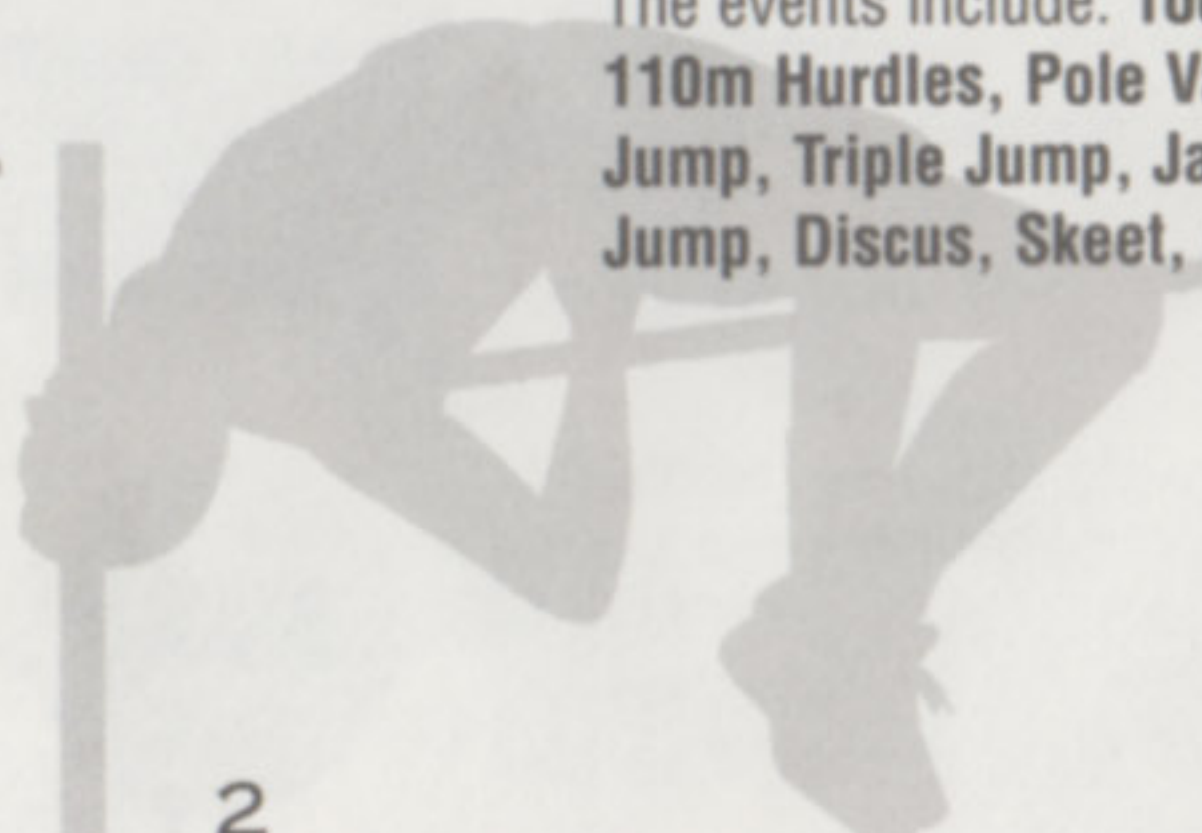


## *Prepare yourself for competition!*

You've been selected to represent your country in the most prestigious athletic event the world has ever known... and the world is lining up to challenge you in 10 Olympic events. You'll compete in track, field and shooting events ranging from the 100 meter Sprint to the archery competition as the world watches its best athletes display their physical superiority!

Bring all the drama and excitement of the Olympic Games home in time for the 1996 Atlanta Olympic Games. Give it your best... *The world is watching!*

In the Olympic Summer Games, you can choose to represent one of 32 nations in competition, as well as participating in any number of events or only the events at which you excel. The events include: **100m Sprint, 110m Hurdles, Pole Vault, Long Jump, Triple Jump, Javelin, High Jump, Discus, Skeet, and Archery.**



## GETTING STARTED

1. Make sure the power switch is OFF and that there is no game cartridge in your Sega Genesis System.
2. Plug a Genesis Controller into the "Control 1" port on your Sega Genesis. If two players will be playing, insert a second Genesis Controller into the "Control 2" port.
3. Insert the **Olympic Summer Games** cartridge firmly in the cartridge slot on the Genesis System and turn the system on.
4. When you're ready, press the START Button on your Controller to begin play.



Atlanta 1996

## CONTROLS

The controls vary from event to event, but power/speed is usually attained by repeatedly pressing the A and B Buttons. For more information about controls for individual events, see **COMPETITION**, page 8.





## Menu Controls

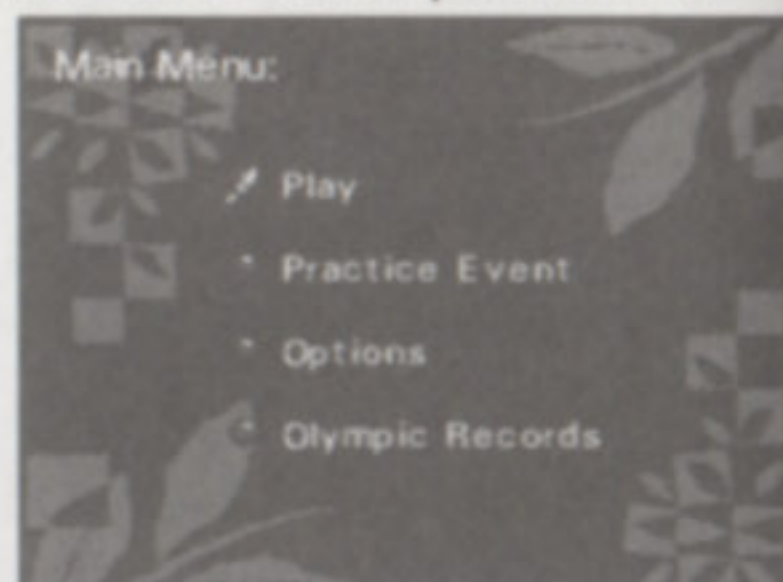
**D-Pad Up/Down:** Moves Olympic torch up or down to highlight option or selection.

**A Button:** Chooses menu item.

**Multi-player controls:** Before each player competes in an event, the player's name and country will appear on the screen. Press the START Button on the controller that you want to use to control the player. The other controller will be inactive during the event.

## MAIN MENU

The main menu consists of PLAY, PRACTICE EVENT, OPTIONS, and OLYMPIC RECORDS. To scroll through the Main Menu, use the D-Pad Up/Down to highlight desired option. When ready, press the A Button.



## PLAY

Before you can begin a competition, you must choose between three options: PLAY GAME, CUSTOM GAME, and RETURN TO MAIN. Highlight the option you want by moving the Olympic Torch up/down and pressing the A Button.



## Play Game

After you choose PLAY GAME, a menu appears

allowing you to choose the number of human players, player names, and countries for each player to represent.

**To accept current information,** move the Olympic Torch to highlight OK and press the A Button.

**To select human players,** move the Olympic Torch to highlight the blue circle next to the player name and press the A Button. Players controlled by humans will be displayed in yellow. Olympic Summer Games allows up to eight human players to compete against each other.

**To enter a new name,** move the Olympic Torch to highlight the player name and press the A Button. A table of characters will appear. Use the D-Pad to highlight a letter and press the A Button. When you are finished entering the name, highlight END and press the A Button.

**To choose a country to represent,** move the Olympic Torch to highlight the three letter abbreviation of the current country. Press the A Button to scroll through the 32 available countries.

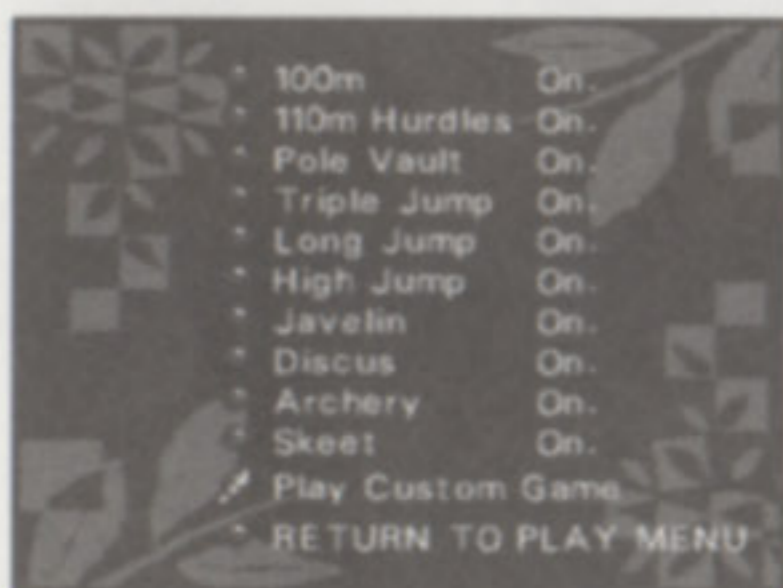





To continue entering player information, move the Olympic Torch to highlight NEXT PAGE and press the A Button. When you are ready to begin competing, move the Olympic Torch to highlight OK and press the A Button.

### Custom Game

After you choose CUSTOM GAME, a list of the events is presented along with ON after each event. If you would prefer not to participate in one or more events, use the D-Pad Up/Down to highlight the event you wish to skip and press the A Button to turn the event on or off. Events marked OFF will be by-passed. When you are

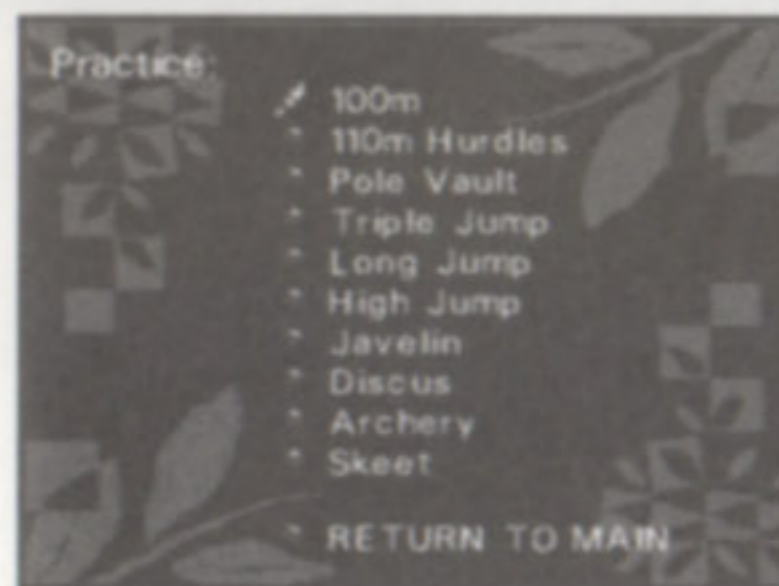


done choosing your events, move the Olympic torch down to highlight PLAY CUSTOM GAME and press the A Button. To enter a player name and choose a country to represent, see Play Game on page 5.



### PRACTICE

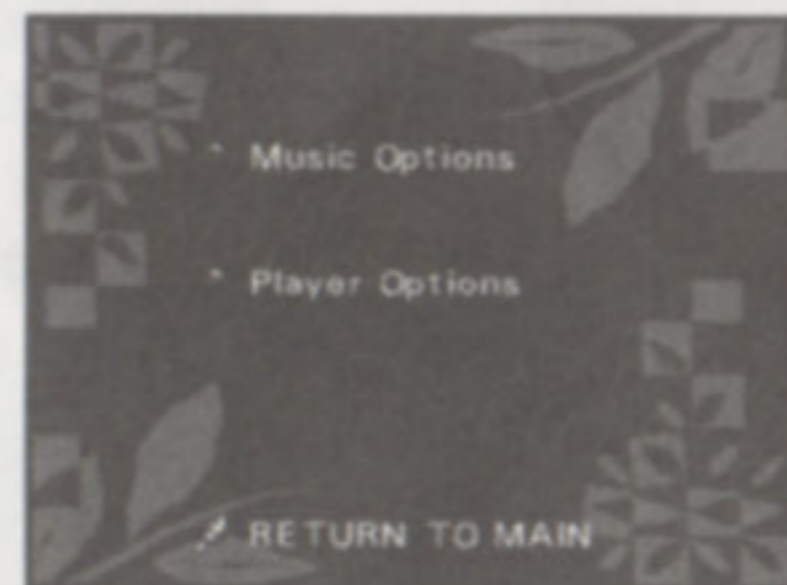
In the PRACTICE mode, you can choose to practice any of the Olympic events. After you have completed your practice of a particular event you have the option to continue a practice session or to return to the event listing. A player can then choose



choose a new event to practice or return to the MAIN menu.

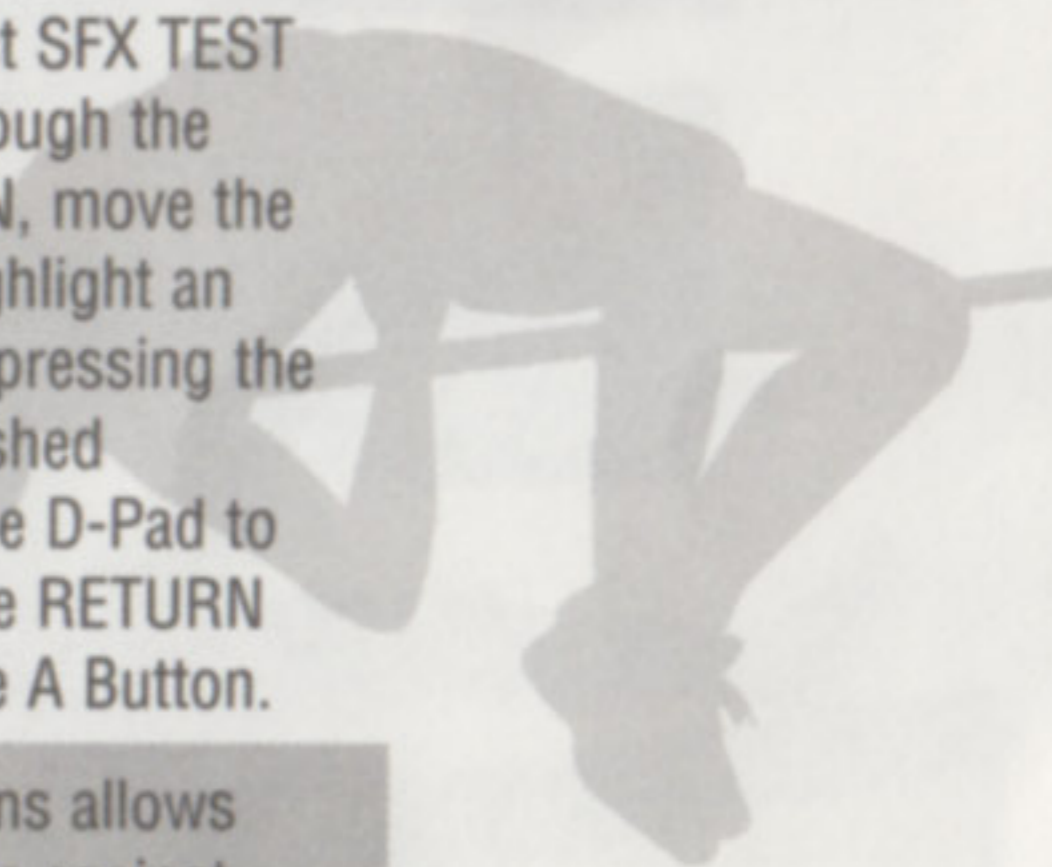
### OPTIONS

Within the OPTIONS menu you can set the SKILL LEVEL (Easy, Medium, Hard), turn the HEAD TO HEAD option on/off, turn MUSIC on/off, and turn SOUND FX on/off.



Additionally, players can select SFX TEST and MUSIC TEST to cycle through the sounds. To change an OPTION, move the Olympic Torch up/down to highlight an option. Change the option by pressing the A Button. When you have finished adjusting your options, use the D-Pad to move the Olympic Torch to the RETURN TO MAIN option and press the A Button.

**Note:** The Head to Head options allows two human players to compete against each other in the track events (100 Meter Sprint and 110 Meter Hurdles). Human players will only race against each other in the semi-final and final track heats.



## COMPETITION

When you are ready to compete against the worlds best, you will participate in the events listed below. In the Track and Field events, you will find slight differences in the controls. Under each event listed below, there is a complete description of the controls.

### 100 Meter Sprint

Repeatedly press the A and B Buttons to make the player run. Press the D-Pad Up at the end of the race to lunge through the finish line tape.




### 110 Meter Hurdles

Repeatedly press the A and B Buttons to make the player run. Press the D-Pad Up to jump over hurdles. Press the D-Pad Up at the end of the race to lunge through the finish line tape.

### Pole Vault

Repeatedly press the A and B Buttons to make the player run. Press the D-Pad Down to set the pole. Press the D-Pad Up to lift the player off the ground, then press the D-Pad Right to give the player added momentum to get over the bar.



**Note:** If you don't set the pole earlier enough, your player will not rise off the ground.



### Long Jump

Repeatedly press the A and B Buttons to make the player run. Press the D-Pad Up at the line to jump.

**Note:** The length of time that you hold the D-Pad Up determines the angle of the jump.

### Triple Jump

Repeatedly press the A and B Buttons to make the player run. Press the D-Pad Up at the line to make the player jump. When the player lands, press the D-Pad Up again for the second jump. Then, when the player lands again, press the D-Pad Up for the third and final jump.



### Javelin

Press and hold the D-Pad Left and then repeatedly press the A and B Buttons to make the player run. When the player crosses into the triangle, press the D-Pad Right to release the javelin. Immediately press the D-Pad Left to stop the player from crossing the line and becoming disqualified.



**Note:** The longer you wait to release the javelin, the further it will travel.

## High Jump

Repeatedly press the A and B Buttons to make the player run. When the player starts to turn his back (just before the cross bar), press the D-Pad Up to get the player off the ground and over the bar.




Practice mode: To set bar height in PRACTICE mode press the D-Pad Up/Down, press the A Button when ready.

**Note:** The closer you are to the bar when you jump (D-Pad Up), the higher you will travel

## Discus

Repeatedly press the A and B Buttons to give the player power and set him in motion. When the player's foot lands on the center line, press the D-Pad Left to set the angle. Then press the D-Pad Right to throw the discus.



## Skeet

Press the B Button to launch the pigeon. Use the D-Pad to move the sight around the screen. Press the A Button to shoot.



**Note:** You get two shots per pigeon.

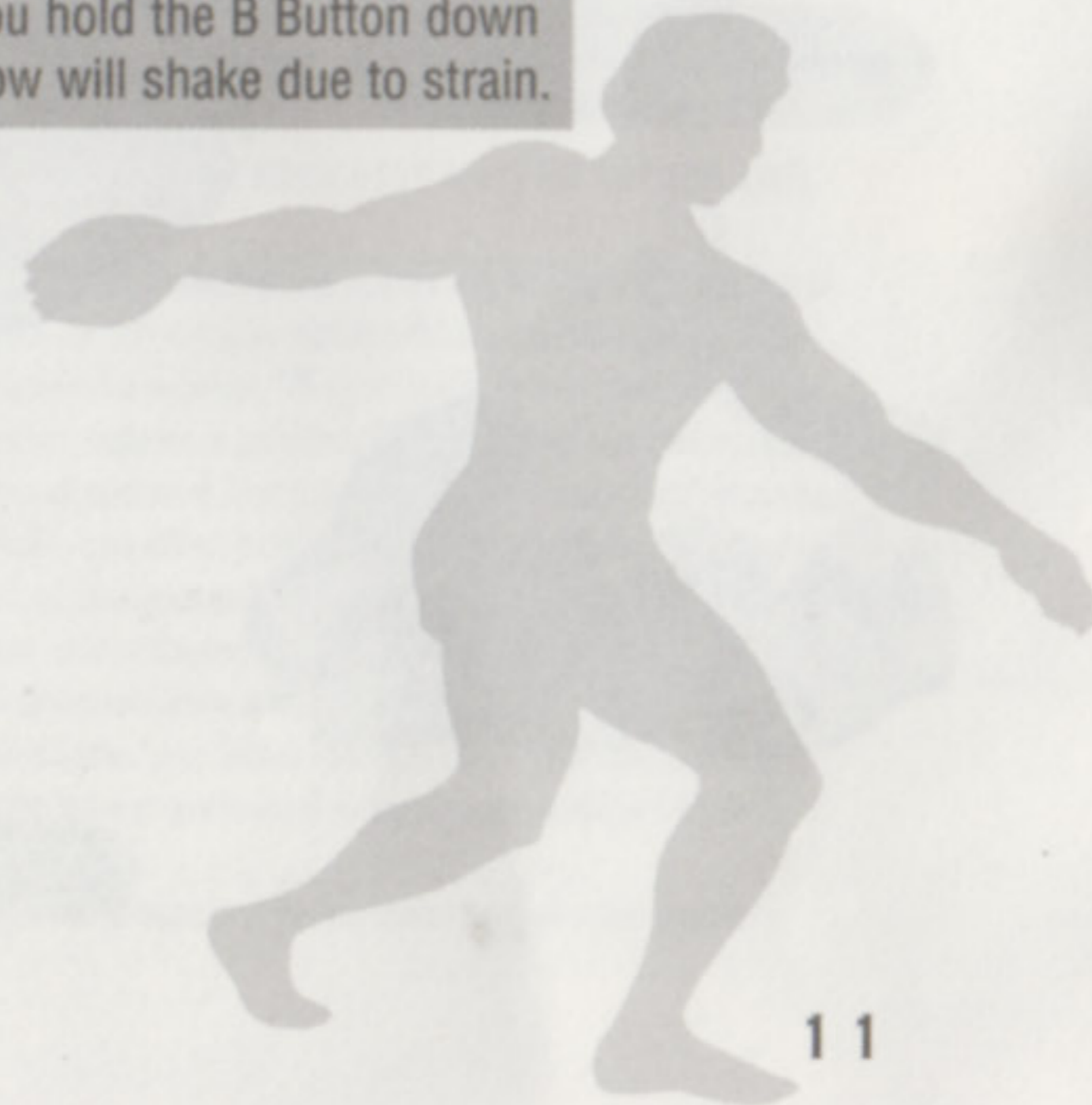


## Archery

Use the D-Pad to aim the bow. Remember to account for wind.

Press and hold the A Button to set the power. To release the arrow press the B Button.

**Note:** There is a wind factor involved in the game and players must watch the wind meter on top of the target to aim accurately. If you hold the B Button down too long, the bow will shake due to strain.



# Get A \$10 Rebate On This Game When You Purchase Any of These Cool REEBOK® Shoes!



PROPHET

SIDEWINDER STORM MS/  
SIDEWINDER STORM MS JR.



RAVAGE

To receive your \$10.00 refund check by mail:

**Buy:**

- Any one (1) pair of the following REEBOK® Shoe Models: Prophet, Sidewinder Storm MS, Sidewinder Storm MS JR., or Ravage.
- This video game (**OLYMPIC SUMMER GAMES™** for SEGA Genesis™).

**Send:**


- Your original cash register receipt for any REEBOK Shoe listed above, with the purchase price circled and proof-of-purchase UPC Code (|| III | III ||) from the shoe box.
- Your original cash register receipt for the Video Game, with the purchase price circled and proof-of-purchase UPC Code (|| III | III ||) from the Video Game.
- The completed mail-in form provided with the shoes.

**Receive:**

\$10.00 refund check by mail. While video game and shoe supplies last or until 12/31/96.

REQUEST MUST BE RECEIVED BY 12/31/96. ALLOW 6 TO 8 WEEKS FOR SHIPMENT. LIMIT ONE PER HOUSEHOLD OR ADDRESS.

Duplicate requests will constitute fraud. Theft, diversion, reproduction, transfer, sale or purchase of the offer form, proof-of-purchase or cash register receipts is prohibited and constitutes fraud. Not responsible for lost, late or undelivered responses. Offer good in USA, its territories and military addresses only. Void where taxed, restricted or prohibited. Proofs-of-purchase submitted by clubs or organizations will not be honored or returned. Limit one offer form per envelope. Proofs-of-purchase, cash register receipts, and mail-in form will not be returned and must be forwarded in an envelope with sufficient first class postage. Employees and resellers of Reebok and/or U.S. Gold/T•HQ products are excluded. Rebate Administrator reserves the right to verify identification. No name address labels accepted. Fraudulent submission could result in federal prosecution under the U.S. Mail Fraud Statutes (18 United States Code, Section 1341 and 1342). Cash redemption value 1/1000 of 1¢. For more information or questions call Customer Service at (818) 591-1310.

REEBOK and  are registered trademarks of Reebok International. All rights reserved.



# Great Games for Sega Systems!

AVAILABLE NOW!

**IN THE HUNT**<sup>TM</sup>

Saturn

**TIME KILLERS**

Genesis

**SUPER STAR WARS**

**RETURN OF THE JEDI**

Game Gear

**PGA TOUR 96**

Game Gear

**BASS MASTERS Classic**

Genesis

**FIFA 96**  
SOCCER  
Game Gear

**MADDEN 96**

Game Gear

**Sports Illustrated**  
CHAMPIONSHIP  
FOOTBALL & BASEBALL

Game Gear

**JUNGLE STRIKE**  
THE SEQUEL TO DESERT STRIKE

Game Gear

COMING SOON!

**BASS MASTERS Classic PRO EDITION**

Genesis

**ROBO PIT**  
Saturn

**ALONE IN THE DARK**  
ONE-EYED JACK'S REVENGE

Saturn

**URBAN STRIKE**  
THE SEQUEL TO JUNGLE STRIKE

Game Gear

**PGA EUROPEAN TOUR**

Game Gear

For the coolest tips on the hottest games, call the Black Pearl/Malibu Games Hint Line!

**1-900-370-HINT**

\$.35/min. (automated) - \$1.15/min. (live 9am-5pm PST)  
Must be 18 years of age or have parental permission.  
Touch-tone phone required. THQ, Inc., Calabasas, CA.  
Not sponsored by SEGA.

To purchase any of the games listed above, call:

**1-800-4-FUN-004**

(No hints or tips on this line)

Use your Visa or MasterCard while supplies last.  
Phone prices subject to change without notice.  
Also available from your favorite local retailer.  
Not sponsored by SEGA.

<http://www.thq.com>

THE NEXT LEVEL HAS A DRESS CODE:

**BIG DOG**  SPORTSWEAR.

THIS COUPON IS WORTH  
**10% OFF**

ANY OFFICIAL OLYMPIC GAMES  
VOLLEY SHORTS BY  
**BIG DOGS**

THE GREATEST SPORT SHORT IN THE  
WORLD FOR THE GREATEST SPORTING  
EVENT IN THE WORLD!



CALL 1-800-642-DOGS  
FOR THE STORE NEAREST  
YOU OR TO REQUEST  
A COPY OF OUR  
CATALOG.

**10% OFF**

TO RECEIVE YOUR DISCOUNT  
PRESENT THIS COUPON  
AT ANY **BIG DOGS**

STORE OR MENTION  
THIS PROMOTION  
WHEN YOU PLACE A  
**BIG DOGS**  
CATALOG  
ORDER!

**10% OFF**




## GAME TIP:

WHILE PLAYING ON YOUR HARDWARE  
WITH YOUR FAVORITE SOFTWARE  
BE SURE YOU'RE IN THE  
COOLEST SPORTSWEAR!

If You Can't

# SURF<sup>With</sup> The BIG DOGS



## Stay Off The Net

Dog E Mail <http://www.BigDogs.com>

### BIG DOGS®

## WARRANTY

BLACK PEARL SOFTWARE warrants to the original consumer purchaser that this CARTRIDGE shall be free from defects in material and workmanship for a period of 90 days from the date of purchase. If a defect covered by this warranty occurs during this 90-day warranty period, BLACK PEARL SOFTWARE will repair or replace the CARTRIDGE, at its option, free of charge.

To receive this warranty service:

1. DO NOT return your defective CARTRIDGE to the retailer.
2. Notify the BLACK PEARL SOFTWARE Consumer Service Department of the problem requiring warranty service by calling: (818) 591-1310. Our Consumer Service Department is in operation from 9:00 a.m. to 5:00 p.m. Pacific Standard Time, Monday through Friday.
3. If the BLACK PEARL SOFTWARE service technician is unable to solve the problem by phone, he/she will provide you with a Return Authorization number. Simply record this number on the outside packaging of your defective CARTRIDGE, and return your CARTRIDGE freight prepaid, at your risk of damage, together with your sales slip or similar proof-of-purchase within the 90-day warranty period to:

BLACK PEARL SOFTWARE Consumer Service Department,  
5016 N. Parkway Calabasas, Suite 100, Calabasas, CA 91302

This warranty shall not apply if the CARTRIDGE has been damaged by negligence, accident, unreasonable use, modification, tampering, or by other causes unrelated to the defective materials or workmanship.

REPAIRS AFTER EXPIRATION OF WARRANTY: If the CARTRIDGE develops a problem after the 90 day warranty period, you may contact the BLACK PEARL SOFTWARE Consumer Service Department at the phone number noted. If the BLACK PEARL SOFTWARE service technician is unable to solve the problem by phone, he/she may provide you with a Return Authorization number. You may then record this number on the outside packaging of the defective CARTRIDGE. Send the defective CARTRIDGE, along with \$10.00 freight prepaid to BLACK PEARL SOFTWARE. BLACK PEARL SOFTWARE will, at its option subject to the conditions above, repair the CARTRIDGE or replace it with a new or repaired CARTRIDGE. If replacement CARTRIDGES are not available, the defective CARTRIDGE will be returned and the \$10.00 payment refundable.

WARRANTY LIMITATIONS: ANY APPLICABLE IMPLIED WARRANTIES, INCLUDING WARRANTIES OF MERCHANTABILITY AND FITNESS FOR A PARTICULAR PURPOSE ARE HEREBY LIMITED TO NINETY DAYS FROM THE DATE OF PURCHASE AND ARE SUBJECT TO THE CONDITIONS SET FORTH HEREIN. IN NO EVENT SHALL BLACK PEARL SOFTWARE BE LIABLE FOR CONSEQUENTIAL OR INCIDENTAL DAMAGES RESULTING FROM THE BREACH OF ANY EXPRESS OR IMPLIED WARRANTIES.

The provisions of this warranty are valid in the United States only. Some states do not allow limitations on how long an implied warranty lasts or exclusion of consequential or incidental damages, so the above limitations and exclusion may not apply to you. This warranty gives you specific legal rights, and you may also have other rights which vary from state to state.

BLACK PEARL SOFTWARE, c/o T•HQ, Inc.  
5016 N. Parkway Calabasas, Suite 100, Calabasas, CA 91302  
(818) 591-1310.



Atlanta 1996®



OFFICIAL LICENSED  
PRODUCT OF THE  
ATLANTA COMMITTEE FOR  
THE OLYMPIC GAMES, INC.



c/o T•HQ, Inc.

5016 N. Parkway Calabasas, Suite 100  
Calabasas, CA 91302

LICENSED FROM THE ATLANTA COMMITTEE FOR THE OLYMPIC GAMES, INC.

© 1996 U.S. GOLD, INC. BLACK PEARL SOFTWARE IS A TRADEMARK  
OF T•HQ, INC. © 1996 T•HQ, INC.

SEGA AND GENESIS ARE TRADEMARKS  
OF SEGA ENTERPRISES, LTD.  
ALL RIGHTS RESERVED.

Printed in U.S.A.