

A SEGA TRUVIDEO™ PRODUCTION

TOMCAT ALLEY™



**All
Video
Action!**

**Full-Screen
Interactive
Movie!**

**Jet
Fighter
Combat!**

SEGA™
CD



SEGA™

Rated by V.R.C.™
MA-13
Parental Discretion
Advised.
Mature Audiences

Warnings

READ BEFORE USING YOUR SEGA VIDEO GAME SYSTEM

Epilepsy Warning

A very small percentage of individuals may experience epileptic seizures when exposed to certain light patterns or flashing lights. Exposure to certain patterns or backgrounds on a television screen or while playing video games may induce an epileptic seizure in these individuals. Certain conditions may induce undetected epileptic symptoms even in persons who have no history of prior seizures or epilepsy. If you, or anyone in your family, has an epileptic condition, consult your physician prior to playing. **If you experience any of the following symptoms while playing a video game — dizziness, altered vision, eye or muscle twitches, loss of awareness, disorientation, any involuntary movement, or convulsions — IMMEDIATELY discontinue use and consult your physician before resuming play.**

Owners of Projection Televisions

Still pictures or images may cause permanent picture-tube damage or mark the phosphor of the CRT. Avoid repeated or extended use of video games on large-screen projection TVs.

About Audio Connectors

If the Audio connection is made to your television from the Sega CD, the Mixing Cable must be used to connect the headphone output jack on the front of the Genesis to the MIXING input jack on the rear of the Sega CD. If the Audio connection is made to your television from the Sega Genesis (using either the RF cable or a Video Monitor cable), the Mixing Cable must NOT be used.



CONTENTS

<i>Tomcat Terror</i>	2
<i>Starting Up</i>	3
<i>Take Control!</i>	4
<i>Heads Up!</i>	5
<i>F-14X Tomcat Weapons</i>	8
<i>Lock & Launch!</i>	9
<i>Firing Weapons</i>	9
<i>The Crew</i>	10
<i>Situation Report</i>	10
<i>Getting Airborne</i>	10
<i>Stalking Bandits</i>	10
<i>Your First Mission</i>	11
<i>Fight Smart or Die</i>	12
<i>Tomcat Terms</i>	12
<i>TOMCAT ALLEY Credits</i>	13

SEGA GAMEPLAY HOTLINE

1-415-591-PLAY

TOMCAT TERROR



The madman Russian, Col. Alexi Povich, has just flown off with two MiG squadrons, a couple of bombers, surface-to-air missiles and who knows what else. We have a new world military power on the loose. He's a psycho for sure, but he has the respect of the top Russian fighter jocks who flew the coop with him.

Povich has established a stronghold in the Mexican desert. Intelligence reports indicate he may have chemical warfare capabilities. Major U.S. cities are within his strike envelope.

Now you're gonna' go hunting for him as the Radar Intercept Officer in an F-14X Tomcat. This is the meanest fighter made. It's able to track and destroy multiple air targets in murderous Mach 2 dogfights or nail a target one hundred miles out. The F-14X is also modified for a ground attack role with Maverick missiles and bombs.

Flying missions from a top-secret subterranean base, you'll tear away Povich's fighter air cover, slice through his missile gauntlet and obliterate his chemical weapons operation. Or die trying.

STARTING UP

1. Set up your Sega CD and Sega Genesis™ systems and plug in control pad 1.
2. Turn on your TV or monitor, and then turn on your Genesis. The Sega CD logo appears.

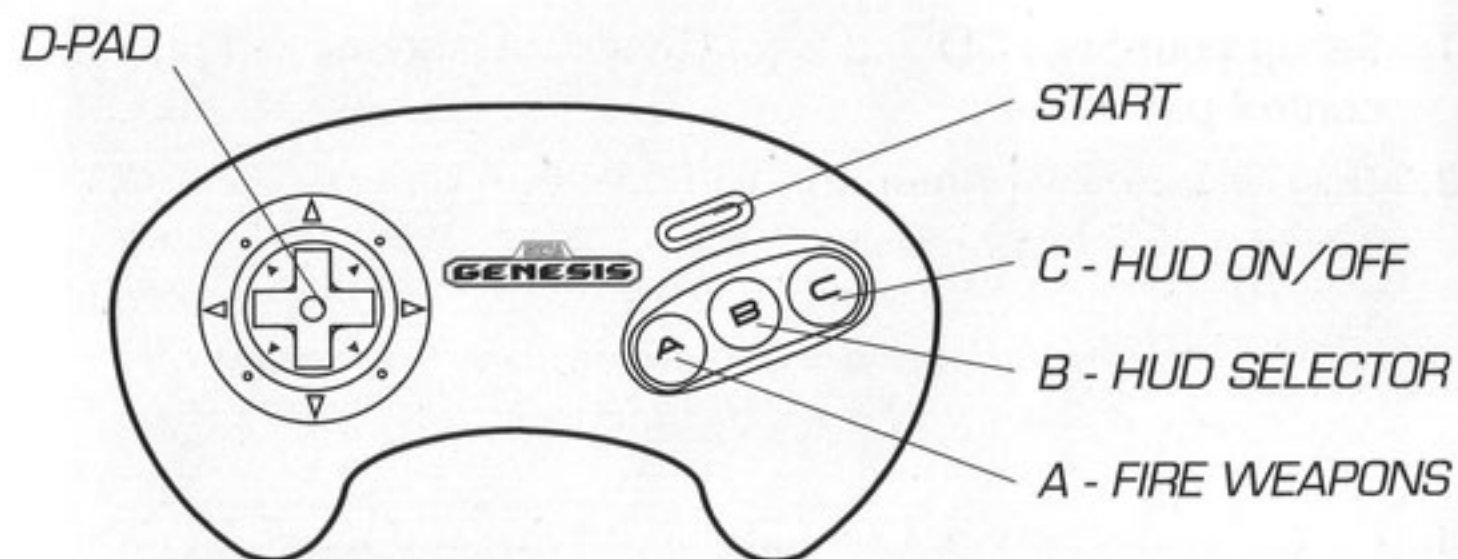
NOTE: If nothing appears on screen, turn the system OFF, make sure it is set up correctly, and then turn it ON again.

3. Open the disc tray or CD door. Place the *TOMCAT ALLEY* compact disc into the disc tray, label side up. Close the tray or CD door.
4. If the Sega CD **logo** is on screen, press START to begin the game. If the **control panel** is on screen, move the cursor to the CD-ROM button and press BUTTON A, B or C to begin.

NOTE: If the disc is already in the Sega CD when you turn it on, the game will begin automatically after a few moments.

5. The Title screen will appear. Wait a few moments to watch several different cinema-like sequences of intense F-14X dogfighting action.
6. Press START to return to the Title screen.
7. Press START to begin the game with your first mission briefing.

TAKE CONTROL!



D-PAD

- Directs aiming reticle on Heads Up Display.

START

- Starts, pauses and resumes game.
- Advances through pre-mission scenes.

BUTTON A

- Fires weapons.

BUTTON B

- Selects Heads Up Display items.
- Activates weapons, radio, camera and countermeasures on Heads Up Display.

BUTTON C


- Toggles Heads Up Display on and off.

HEADS UP!

Every combat function on the F-14X is performed by using your Heads Up Display (HUD). The HUD is an electronic overlay of the tactical situation that lets you keep your eyes on the action while making Mach-speed decisions in the heat of battle.

The HUD is connected to the aircraft's weapons, tracking radar, threat warning, navigation and recon camera systems.

NOTE: To use items on the HUD, move the aiming reticle over them with the D-PAD, and then press **BUTTON B**.



AIMING RETICLE

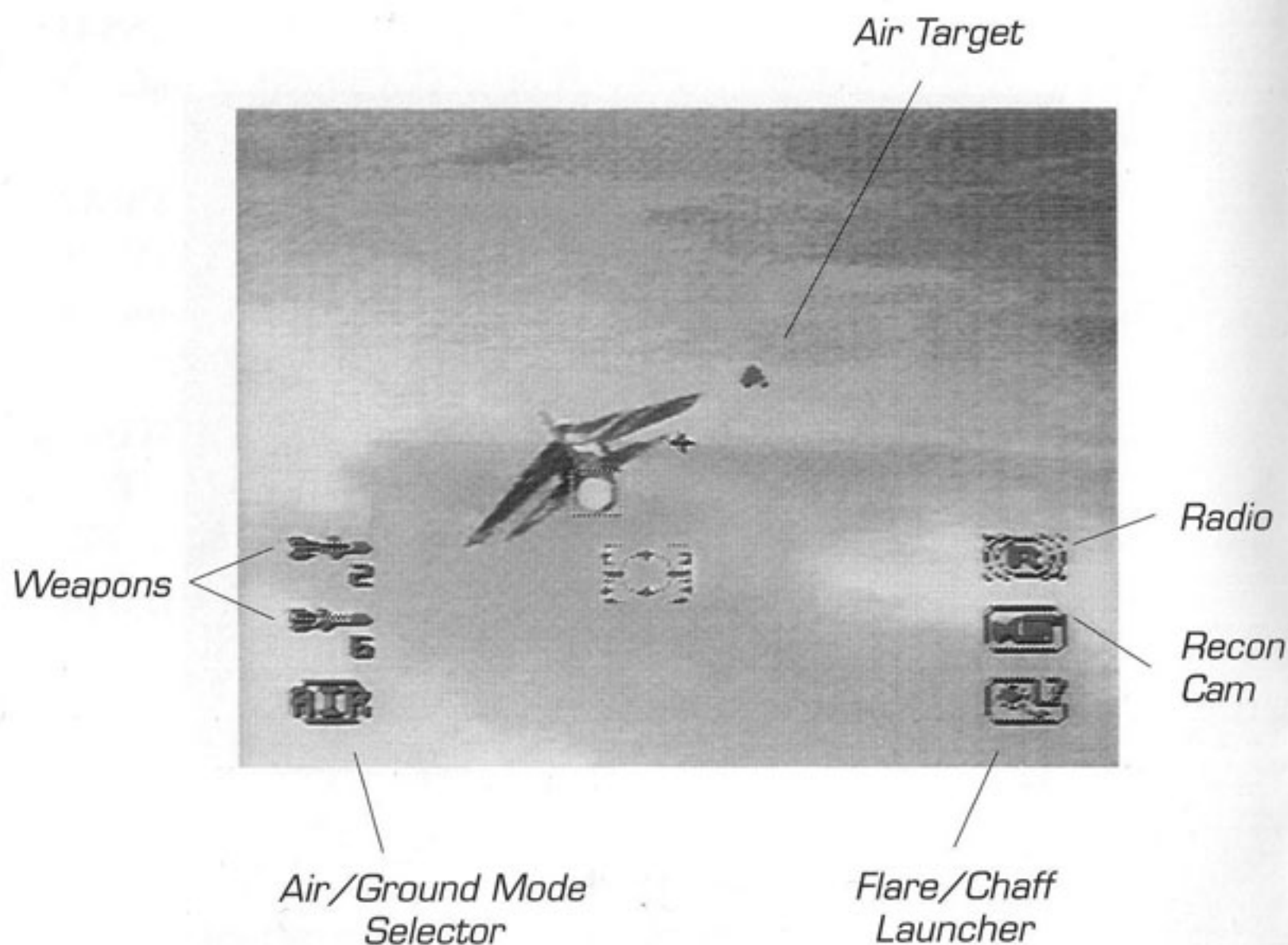
Highlights all items in the HUD, aims weapons, and tells the computer which system to activate and which target or waypoint you are moving on. The reticle changes shape depending on which weapon is on-line. A large reticle is displayed for radar-guided missiles and bombs. For heat-seekers or Mavericks, a smaller reticle appears.

WAYPOINTS

Waypoints are positions flown to during a mission. They are shown as numbered circles in the HUD. Prior to take-off, mission control will program one or more waypoints into the fighter's navigation computer.

On the word of the pilot, you select these points with the aiming reticle. You have five seconds after the pilot's order to select the waypoint. If you don't make a selection, the pilot will jump on you. Then you have three seconds to make a selection or the mission is scratched.

If you select a waypoint out of sequence, enemy resistance will be tougher.



RADIO

You are responsible for answering up when your wingman radios. You have five seconds to respond before the pilot gets on your case. Then you have three more seconds to respond before the mission is scratched.

AIR TARGETS

These red symbols represent the enemy aircraft your radar system has detected. Move in to pursue or engage a craft by placing the aiming reticle over it and pressing BUTTON B. When the reticle turns blue, your Tomcat has changed heading to engage the target.

AIR/GROUND MODE SELECTOR

Sets the weapons computer for air-to-air combat or air-to-ground attack and changes the type of weapons shown above it. The selector must be set correctly for the weapons computer and radar to function properly.

WEAPONS

You have two types of weapons to select from in both air-to-air and air-to-ground attack modes. The currently selected weapon will flash. The number of weapons on board is shown next to the weapon type.

FLARE/CHAFF LAUNCHER

This will save your tail when a missile is launched at you. If the incoming missile is radar-homing, your countermeasures system will launch a cloud of small metal strips, called chaff, to confuse the enemy radar. If the missile is a heat seeker, the system will launch flares to distract it. The number of missile countermeasure launches you have on board is shown next to the indicator.

RECON CAM

Used for gaining intelligence photos during flyovers. At mission briefings, listen for orders on taking recon photos from your commanding officer.

THREAT WARNING SYSTEM

When a bandit's enemy radar is locked on and ready to fire, the word **WARNING** will flash in the center of your HUD. An alarm will also sound. Take action or you're toast!

WEAPONS LOCK

Your radar places a green square around a target aircraft when you are within firing range. To lock on either radar-homing or heat-seeking missiles, place the aiming reticle over the target aircraft. When you have a solution, the reticle glows red. Launch immediately.

F-14X TOMCAT WEAPONS

Your Tomcat weapons system is configured for multi-mission destruction and self-defense. You have two weapons for air-to-air combat, and two for ground-pounding. Remember to toggle the air/ground mode selector to match your mission.

SIDEWINDER MISSILE

This hot-shot homes in on the heat from a jet engine. Pure hell on air, it can target up to 11 miles out.

PHOENIX LONG RANGE AIR-TO-AIR MISSILE

Mach 5 speed and a 125-mile range are this missile's lethal calling cards.

MAVERICK AIR-TO-SURFACE MISSILE

This laser-guided fire-and-forget missile is murder on armored ground targets and surface-to-air missile launchers.

BOMB

Just a big dumb tear-up-everything chunk of high explosives and shrapnel. Sometimes it's just the trick.

LOCK & LAUNCH

FIRING WEAPONS

Use the HUD aiming reticle to acquire your target for a missile shot or a bomb drop in air or ground combat. When you are chasing a bandit or attacking a ground target, attempt to cover it with the green aiming reticle. When you are locked on, the reticle turns red. Blast 'em!

Take care not to pull the reticle off the target until the missile or bomb is away or the shot will be "no joy."



THE CREW

Your call sign is Shadow 5.

The driver of your F-14X is Dakota. He comes on a little strong, but he's a great fighter jockey.

Flying your wing are Buzz and Ratchet. They're both good to have along when a MiG's crawling your six. Take care of them.

SITUATION REPORT

Before each mission you will meet with your CO, Commander Remington. He'll give you the mission objectives, formation orders and any vital intelligence. Listen up! You or your wingman could die out there.

Added mission info comes from Lt. Fujimora and that shadowy suit, Mr. Williams.

GETTING AIRBORNE

You launch from the top-secret Naval Air Station Tomcat Intercepts or N.A.S.T.I. Once airborne, you vector out with your wing looking for bandit aircraft on radar. Your HUD items will flash when they need attention. If it's time to fire up the recon cam or lock in a waypoint, those items will flash.

STALKING BANDITS

The F-14X radar tracking system can pick up targets from over 100 miles away. Targets show up on the HUD as red wedges. To engage any of the targets, move the aiming reticle to the symbol and press **BUTTON B**. When the reticle turns blue, the computer has set a vector to the target and the chase is on!

YOUR FIRST MISSION

You're the new kid, so just listen up. The first mission is to nail one of Povich's bombers. The waypoint for intercept has been programmed into your Tomcat's navigation computer. Splash the fighter escort. Then take out the bomber.

HERE'S THE DRILL

1. Just after takeoff, your wing will call to say she's in position. The radio icon on your HUD will flash. Move your aiming reticle over it with the D-PAD and press **BUTTON B** to key the radio. (The reticle will turn blue.)
2. Next, Dakota (your driver) will tell you to lock in the waypoint. Move your aiming reticle over the flashing waypoint (small red circle numbered 1) and lock it in by pressing **BUTTON B**.
3. In no time, radar will pick up unidentified air targets (red wedge-shaped symbols). Move the aiming reticle over the targets and lock in an intercept course to one of them.

YOU'RE THE HUNTER

4. Party time! If you dropped in right, Tomcat's radar will alert you by placing a green rectangle around a hostile MiG.
5. The weapons system is set for a heat seeker (the flashing weapon on the HUD). Move the aiming reticle over the green rectangle enclosing your target. When the reticle turns red, you have a target solution. Fire fast!

YOU'RE THE HUNTED

6. If the intercept went bad because you dropped in wrong or the MiG driver is a slick flyer, you're in trouble. The HUD attack warning will flash and the audible alarm will sound. Quickly move the aiming reticle to the flare/chaff launcher (bottom right) and press **BUTTON B**. The aiming reticle will turn blue to indicate launch.

SPLASH THE BOMBER

7. The SU-22 is out past heat-seeker range. Move the reticle to the HUD weapons options and lock in a radar-guided missile. Now move the reticle over the bomber. When it turns red, take the shot. Then it's back to base, Ace.

FIGHT SMART OR DIE

- ➔ When the warning flashes on your HUD, you have very little time to activate the flare/chaff launcher. React fast!
- ➔ If you're out of flares and chaff during an attack, quickly vector toward another hostile by selecting it with your reticle. You have a 50/50 chance of outrunning the missile shot.
- ➔ Be accurate when using the aiming reticle to select a target vector. Get sloppy and you'll drop in front of a bandit and turn the tables on yourself.
- ➔ Use a radar-guided missile to protect your wingman.
- ➔ If you can't get lock on with a heat seeker, quickly change to a radar-guided weapon.



TOMCAT TERMS

- bandit** enemy aircraft.
- tally ho!** have visual sighting of target aircraft.
- no tally** no visual on target aircraft.
- lost tally** lost visual on target aircraft.
- heat seeker** infra-red homing missile that is attracted to heat.
- splash** shoot down and destroy aircraft.
- angels** altitude in thousands of feet; "angels 1" is one thousand feet up.
- six o'clock** position of an aircraft that is on your tail; a bad place to have a bandit.

TOMCAT ALLEY CREDITS

<i>ACTORS</i>	Gregory Balaban Jolie Jackunas Mark Carlton David L. Crowley Diana Lee Hsu Miguel Marcott
<i>GAME DESIGN</i>	Sam Nicholson John Zuur Platten Elliot Simon Gay Chris W. Bankston
<i>ORIGINAL SCORE & SOUND DESIGN</i>	Mars Lasar
<i>DIRECTOR OF PHOTOGRAPHY</i>	Sam Nicholson
<i>EXECUTIVE PRODUCERS</i>	Chris W. Bankston
<i>ENGINEERING</i>	Elliot Simon Gay
<i>WRITTEN BY</i>	John Zuur Platten
<i>PRODUCERS</i>	Sam Nicholson John Zuur Platten
<i>DIRECTOR</i>	Sam Nicholson
<i>VISUAL EFFECTS SUPERVISOR</i>	Dan Schmit
<i>SPECIAL EFFECTS SUPERVISOR</i>	David Kuklish
<i>AERIAL PHOTOGRAPHY</i>	Clay Lacy
<i>PRODUCTION COORDINATORS</i>	Tony Cabalu Janette Shew
<i>PRODUCTION AUDITOR</i>	Dorothy Duder
<i>CASTING</i>	Patrick Rush
<i>PROGRAMMED BY</i>	The Code Monkeys
<i>PROGRAMMING</i>	Elliot Simon Gay
<i>ADDITIONAL PROGRAMMING</i>	Colin Hogg Mark Richard Kirkby

GRAPHICS Joe Lewis

SPECIAL MUSICAL APPEARANCE Herbie Hancock

PRODUCTION DESIGNER Tom Buderwitz

MECHANICAL EFFECTS Michael Haase
Michael Huitron
Eric Heisler
Rocky Gonzales
John Miles
Russ Zinter

CONCEPTUAL ARTISTS Jim Chrisoulis
Robert Miller

SET DECORATOR Billy Mitchell

SET DRESSER Richard Mendenhall

PROPERTY MASTER Bill King

GAFFER John Kennedy

MOTION CONTROL PHOTOGRAPHY Casey Wilson

CAMERA ASSISTANTS Joseph Clauss
Andrew Turman
Scott Smith

KEY GRIP Jerry Vaughn

GRIPS Michael Graef
Brad Sharbit

SET CONSTRUCTION Ronald Record
Joshua Record

SCRIPT SUPERVISOR Christina Gunderson

KEY COSTUMER Brenna Charlebois

ASSISTANT COSTUMERS Molly Mitchell
Kimberly Guenther

MAKEUP ARTIST/HAIR STYLIST Danny Mark

SOUND MIXER Glen Berkovitz

BOOM OPERATOR Brad Bryan

GUITARS Emery Kyneur

ON-LINE EDITOR Tony Shepherd

OFF-LINE EDITOR Tim Batt

DIGITAL PRODUCTION \ MACINTOSH CONSULTANT Randy Fugaté

ADDITIONAL VOICES Tony Cabalu
Cyrena Vladish

PRODUCTION ASSISTANTS Larry Gobel
Ross Vinstein
Tina Hill
Cyrena Vladish
Susan Townsend

WRITER'S ASSISTANT Melinda Bell

MINIATURES Larry Detweiler
Ziggy Carr
Larry Addison
Joe Commando
Dana Teisch
Paul Ozzimo
Justin Kraus
Brian Ranger
Sean Frazier
Erica Loomis
Rebecca Cambruzzi
Dina Duhl
Booka Bickar
Evan Jacobs
Ted Smith

PAINTERS Rachel Kelley
Laurah Grijalva
Babette Brunelle
Paulette Fox

PYROTECHNICS Pete Slegle
Paul Staples

<i>COMPUTER GRAPHICS</i>	Rob Menapace
<i>COMPUTER CONSULTANT</i>	Todd Mahon
<i>COMPUTER GENERATED PLANES</i>	Homer & Associates Peter Conn Seth Greenberg
<i>"TOMCAT" STOCK FOOTAGE</i>	Courtesy of Grumman Aircraft
<i>"BLACKHAWK" STOCK FOOTAGE</i>	Courtesy of Sikorsky Aircraft
<i>AIRCRAFT INTERIORS FURNISHED BY</i>	Ernie Sheldon
<i>CAMERA CONSULTANT</i>	Leon Bijou
<i>CAMERAS FURNISHED BY</i>	Arriflex Corporation Volker Bahnemann Bill Russell
<i>F-14 AND MiG MODEL KITS FURNISHED BY</i>	Revell
<i>PRODUCT MANAGER</i>	Peter Loeb
<i>MANUAL</i>	Neil & Carol Ann Hanshaw
<i>MARKETING GAME SPECIALIST</i>	Nemer Velasquez

NOTES

LIMITED WARRANTY

Sega of America, Inc., warrants to the original consumer purchaser that the Sega CD compact disc shall be free from defects in material and workmanship for a period of 90 days from the date of purchase. If a defect covered by this limited warranty occurs during this 90-day warranty period, Sega will repair or replace the defective compact disc at its option, free of charge. This limited warranty does not apply if the defects have been caused by negligence, accident, unreasonable use, modification, tampering or any other causes not related to defective materials or workmanship.

To receive U.S. warranty service, call the Sega Consumer Service Department at this number:

1-800-USA-SEGA

To receive Canadian warranty service, call the Sega Canadian Consumer Service Department at this number:

1-800-872-7342

DO NOT RETURN YOUR SEGA CD COMPACT DISC TO YOUR RETAIL SELLER. Return the compact disc to Sega Consumer Service. Please call first for further information. If the Sega technician is unable to solve the problem by phone, he or she will provide you with instructions on returning your defective compact disc to Sega. The cost of returning the compact disc to Sega's Service Center shall be paid by the purchaser.

Repairs after Expiration of Warranty

If your Sega CD compact disc requires repairs after termination of the 90-day limited warranty period, you may contact the Sega Consumer Service Department at the number listed above. If the technician is unable to solve the problem by phone, he or she will advise you of the estimated cost of repair. If you elect to have the repair done, you will need to return the defective merchandise, freight prepaid and insured against loss or damage, to Sega's Service Center with an enclosed check or money order payable to Sega of America, Inc., for the amount of the cost estimate provided to you by the technician. If, after inspection, it is determined that your compact disc cannot be repaired, it will be returned to you and your payment will be refunded.

Limitations on Warranty

Any applicable implied warranties, including warranties of merchantability and fitness for a particular purpose, are hereby limited to 90 days from the date of purchase and are subject to the conditions set forth herein. In no event shall Sega of America, Inc., be liable for consequential or incidental damages resulting from the breach of any express or implied warranties.

The provisions of this limited warranty are valid in the United States and Canada only. Some states do not allow limitations on how long an implied warranty lasts, or exclusion of consequential or incidental damages, so the above limitation or exclusion may not apply to you. This warranty provides you with specific legal rights. You may have other rights which vary from state to state.

\$1,000 MUSIC CD SWEEPS ENTRY

Free SEGA VISIONS™ Subscription

Hot New Game Info

Exclusive Offers

Charter Membership

ALL YOURS

**AND MORE WHEN YOU REGISTER
YOUR SEGA CD™ PURCHASE.**

DO IT TODAY!

**USE THE CARD AT RIGHT TO REGISTER
YOUR SEGA CD™ SOFTWARE AND
GET LOTS OF COOL STUFF.**

- **WIN A \$1,000 MUSIC CD COLLECTION.** Think of it — just by registering your Sega CD purchase you could win dozens of FREE CDs featuring today's hottest bands!
- **A FREE SUBSCRIPTION TO SEGA VISIONS™** the magazine published just for Sega™ gamers. It's packed with news and reviews from the world of Sega.
- **HOT-WIRED™! EXCLUSIVELY FOR SEGA CD OWNERS:** *Hot-Wired* puts you on our priority mailing list for fast-breaking news on SEGA CD technology, radical new games, cool new sounds and exclusive offers.
- **CHARTER MEMBERSHIP ELIGIBILITY** in our soon-to-be announced Sega CD owners club.

REGISTER TODAY AND WATCH FOR MORE INFORMATION!

- 1. HOW TO ENTER:** Completely fill out the registration card and mail it. Mechanically reproduced entries not eligible. Not responsible for printing errors, or for mutilated, late, lost, postage due or misdirected mail.
- 2. JUDGING:** There will be 4 drawings. Each of the drawings will take place on a quarterly basis, on or about March 31, June 30, September 30, and December 31, 1993. Winners will be selected at random from all entries received five (5) days before the drawing dates by Marden-Kane, Inc., an independent judging organization whose decisions are final. Only one prize per person, family, organization or household. If your registration card is received after any one of the drawings it will be automatically entered into the next drawing, except for the last drawing.
- 3. NOTIFICATION:** Winners will be notified by mail and will be required to sign an Affidavit of Eligibility and a Publicity/Liability Release which must be returned within 14 days from date of notification.
- 4. PRIZES:** There will be 1 prize awarded in each of the four drawings. Each prize consists of approximately 60 music CDs. Approximate retail value \$1,000.00 each. All taxes are responsibility of the winner. No prize substitutions, or transfers permitted.
- 5. ELIGIBILITY:** Sweepstakes open to all persons who are residents of the United States and its possessions, except employees and their immediate family members of Sega of America Inc., its divisions, subsidiaries, affiliates, advertising and promotion agencies. Void where prohibited by law.
- 6. WINNERS LIST:** For names of winners, send a self-addressed, stamped envelope to Sega CD Sweepstakes Winners, Inc., P.O. Box 712, Sayreville, NJ. 08871.
- 7. OFFICIAL SWEEPSTAKES RULES:** Sweepstakes subject to complete Official Rules. To obtain a copy of official rules send a stamped self-addressed envelope to Marden-Kane, Inc., Sega CD Rules, 1255 Post St. Ste. 625, San Francisco, CA 94109.

Sega, Genesis, Sega CD, Welcome to the Next Level, Sega Visions, and Hot-Wired are trademarks of SEGA. ©1992. SEGA, 3375 Arden Road, Hayward, CA 94545. All rights reserved.

ENTER THE \$1,000 MUSIC CD COLLECTION SWEEPSTAKES

WHEN YOU REGISTER YOUR
SEGA™ SOFTWARE PURCHASE.

Plus receive other great FREE gifts
and services. **See inside for details.**



BUSINESS REPLY MAIL

FIRST CLASS MAIL PERMIT NO. 196 REDWOOD CITY, CA

POSTAGE WILL BE PAID BY ADDRESSEE

SEGA CD™ REGISTRATION

P.O. BOX 5784

REDWOOD CITY, CA 94063-9771

NO POSTAGE
NECESSARY
IF MAILED
IN THE
UNITED STATES



SEGA
SPORTS™

PRIZE FIGHTER™

A SEGA TRUVIDEO™ PRODUCTION

The most interactive real video game ever created!

This is the main event, Kid! Out of the limo, into the ring, it's like a movie. But when the bell rings, it's just you and him! If you've got the speed, the muscle, the heart...you might last a round!



Classic boxing action in TruVideo™ with realistic, instantaneous control, directed by Ron Stein, creator of the famed movie boxing sequences in Raging Bull and the Rocky series.

You're 'the Kid', so you won't get a shot at the Champ 'til you fight your way past three tough hombres.



Sega, Sega CD, Tomcat Alley, Prize Fighter, TruVideo and Welcome to the Next Level are trademarks of SEGA. Prize Fighter was produced by Digital Pictures, Inc. for Sega of America, Inc. Computer code ©1993 Digital Pictures, Inc. This game is licensed by Sega for home play on the Sega CD system only. Unauthorized copying, reproduction, rental, public performance or broadcast of this game is a violation of applicable laws. Tomcat Alley was produced by Stargate Productions, Inc. for Sega of America. Computer code ©1994 Stargate Productions, Inc. Portions ©1994 SEGA. The Videogame Rating Council, its Rating System, symbols and indicia are trademarks of Sega of America, Inc. ©1994 SEGA, 3335 Arden Road, Hayward, CA 94545. All rights reserved. Made and printed in the U.S.A.