

SNK

NEOGEO POCKET LIVE



PuyoPop™



NEOGEO POCKET™ COLOR



WARNING

To get the most enjoyment out of this and other NEOGEO POCKET video games, we encourage you to follow the suggestions below:

- Take a 10 or 15 minute break after every hour of gameplay.
- Do not store the game cartridge in extreme hot or cold conditions.
- Do not attempt to open or take apart the cartridge.
- Do not clean with benzene, paint thinner, alcohol or similar solvents.

(EPILEPSY WARNING)

•The perception of certain flashing light patterns, bright light patterns or auditory sound patterns, commonly found in our daily environment as viewed or heard by a small segment of the population, can lead to epileptic seizures. If you have an epileptic condition please consult your physician before playing video games. Individuals who have not experienced any previous seizures

WARNING

may have an undetected epileptic condition. If you experience any of the following symptoms while playing video games consult your physician: involuntary muscle contractions, auditory seizures, altered vision, mental confusion, disorientation or convulsions.



GREETINGS

Thank you for your purchase of this NEOGEO POCKET software cartridge. Before you begin, be sure to read through this user's manual and learn how to play the game properly for extended gaming entertainment. Keep this user's manual in a safe place.

CONTENTS

CONTROLS	5
THE GAME SCREEN	6
PuyoPop BASIC KNOWLEDGE	7
PLAYING PuyoPop	11

Because screen shots shown in this user's manual were taken during the development stage of this game, be aware certain variations may exist.



CONTROLS

POWER Switch

OPTION Button



Joystick

A Button

B Button

Joystick

Moves falling "Puyo" left and right / Selects items

A Button

Rotates "Puyo" left/Confirms selected item

B Button

Rotates "Puyo" right/Confirms selected item

OPTION Button

Pauses game play (press again to resume play)


POWER Switch

Turns main unit power on and off

*Push the lever down during game play to accelerate the speed of falling "Puyo."



THE GAME SCREEN



1 **SCORE**

2 **NEXT**

Shows next "Puyo" to fall (a maximum of 2 are shown)

3 **NostraPuyo**

Foresees the number of "OJAMA" that will fall in the field.

4 **FIELD**




"PuyoPop" BASIC KNOWLEDGE

In "PuyoPop", move "Puyo" that fall from the top of the screen with the joystick and buttons to link four or more "Puyo" of the same color together horizontally or vertically.

This pops the "Puyo" and sends "OJAMA" to your opponent's field. If "Puyo" block the place where other "Puyo" come out (the highest level of the third column from the left), it's "Game Over" pal, and you lose!

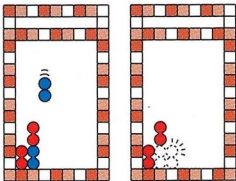
POPPING "PUYOS"

The score and number of "OJAMA" will vary with the method used to pop "Puyo."



CHAIN

When certain colored "Puyo" are popped, thereby popping four or more "Puyo" of a different color, this is called a "chain." The greater the number of these chains, the higher your points, and the more "OJAMA" will fall in your opponent's field.






"PuyoPop" BASIC KNOWLEDGE

ALL CLEAR


Pop all of the "Puyo" in your field and the "ALL" message will appear.

When you pop more "Puyo" afterwards, you'll bury your opponent with a downpour of "OJAMA."



OFFSET

You can decrease the amount of incoming "OJAMA" by popping "Puyo" at the same time your opponent does.






"PuyoPop" BASIC KNOWLEDGE

"Puyo" SPECIES

A variety of "Puyo" appear throughout the game.
(Here's just a few!)

OJAMA



By popping "Puyo," you can send "OJAMA" to your opponent's field. Even when numerous "OJAMA" are linked together, they won't pop! To pop them, connect a string of four or more normal "Puyo" vertically or horizontally to these and exterminate these "PuyoPests"!

HARD Puyo



When vertically and horizontally adjoining "Puyo" are popped, these immovable "Puyo" turn into "OJAMA" If adjoining "Puyo" in two directions are popped, the "HARD Puyo" is popped at once.





"PuyoPop" BASIC KNOWLEDGE

NostraPuyo Just like Nostradamus, this clairvoyant "Puyo" predicts the number of incoming "OJAMA" that will be sent to your field by an opponent when he/she pops his "Puyo".

PuyoRunt:1 Incoming OJAMA



PuyoBrat:6 Incoming OJAMA



PuyoRock:30 Incoming OJAMA



PuyoShroom:200 Incoming OJAMA



PuyoStar:300 Incoming OJAMA



PuyoCrown:400 Incoming OJAMA





PLAYING "PuyoPop"

When the software cartridge is correctly inserted into the NEOGEO POCKET COLOR main unit and the unit is turned on, the "PuyoPop" opening will begin.

Push the A button to call up the Mode Select screen, select a mode with the joystick, and press the A button.



1P VS COM

A tournament of matches against the computer.

2P GAME

Use the NEOGEO POCKET LINK CABLE (sold separately) for two-player matches.

SELF DEV

See how your "PuyoPower" stacks up in this mode.

OPTION

Lets you change various settings for game play.



PLAYING "PuyoPop"

1P VS COM

A tournament of matches against the computer. Choose one of three modes: **EASY**; **NORMAL**; **HARD**. Beat one or more computer opponents in this mode, and date will be saved automatically even if you lose a game. You can continue from where the previous game ended the next time you play.

EASY

A practice mode for beginners. You can select one of three levels.

EASY LV1 Warm up against 3 "PuyoPop" lightweights.

EASY LV2 Battle 5 intermediate players.

EASY LV3 Take on 7 "PuyoPop" pros.

Climb to the top of a six-floor tower while defeating monsters on each level.

RULES

NORMAL

- Use the Monster Roulette to decide on your opponent.
- You can climb to the next floor by getting the number of required points for the level.
- If you fail to reach the number of necessary points needed to meet the boss monster after you've defeated all monsters, you'll still be able to face the boss monster. (If you fail to reach the required points after defeating the boss monster, however, you'll be tossed from the tower in defeat. Loser!)

HARD

A round-robin tournament against 36 monsters.



PLAYING "PuyoPop"

2P GAME

A communication-play mode using the NEOGEO POCKET LINK CABLE (sold separately). You can select from the following game rules in this mode.

NORMAL Game play rules are the same as "1P VS COM."

Point Puyo POP "OJAMA" and earn points

HARD Puyo "OJAMA" turn into "HARD Puyo."

6-Puyo Pop A setting in which 6 "Puyo" must be linked together to make them pop.

2-Puyo Pop A setting in which 2 "Puyo" must be linked together to make them pop.

EDIT A mode that lets you create your own game rules.





PLAYING "PuyoPop"

THINGS TO PREPARE

- NEOGEO POCKET COLOR Main Units: 2 units
- PuyoPop software cartridges: 2 cartridges
- NEOGEO POCKET LINK CABLE: 1 cable (sold separately)

PROCEDURE

- 1 Check to see that both NEOGEO POCKET COLOR main units have been turned off and then insert the NEOGEO POCKET LINK CABLE into both units.
- 2 Correctly insert a "PuyoPop" software cartridge into each of the main units and after turning both of them on, select "2P GAME" on the Menu screen.





PLAYING "PuyoPop"

SELF DEV

Have your ability judged by two tests.

EXAM



Pop the "OJAMA" within the time limit. The game ends when all of the "OJAMA" are popped or time runs out. Your SPEED Judgment is based on the time remaining when all "Puyo Pests" are popped, and POWER Judgment is based on the number of chains completed during play.

1P



A mode in which you pop as many "Puyo" as you can. As the game proceeds, game difficulty increases. You can decide whether "GAME HELPER" appears in the OPTION mode.



PLAYING "PuyoPop"


PuyoHelpers

Appear when you're in a tight spot and pop "Puyo" in your field.



BigPuyo

Erases two columns of Puyos where it falls.



Carbunkle

Appears suddenly and walks around the field. "Puyo" along the path he walks in the field are all turned to the same color.





PLAYING "PuyoPop"

OPTION

Lets you change various game settings. Selecting items with the star mark (★) calls up a new menu screen.

OPTION MODE

- EXIT >>> Return to the Title screen.
- VS. COM >>> Change game difficulty for "1P VS COM."
- NUMBER OF SETS >>> Select number of matches to be played for "2P GAME."
- ★KEY ASSIGNMENT >>> Change the direction that Puyos revolve.
- ★I/O TEST >>> Check the operation of buttons, etc.
- ★GAME SETTING >>> Change various game settings.
- VOICE OF GAME >>> Select sounds for game play.





PLAYING "PuyoPop"

GAME SETTING

- MARGIN** >>> When the time limit set here expires, the number of "OJAMA" that fall will increase.
- RULE CHANGE** >>> Selecting "ON" changes game play to that of "1P VS COM."
- OFFSET** >>> Sets whether the OFFSET option is activated or not.
- GAME HELPER/OJAMA** >>> Sets whether "GAME HELPER" and "OJAMA" appear in the "EXAM" game.
- CUSTOM** >>> Permits further adjustment of game settings.

CUSTOM

- HARDER MODE** >>> Turn it to "ON" to pop "HARD Puyo" with 2 or more chains of same-colored "Puyo."
- CHAIN LIMIT** >>> "OJAMA" are not sent to the opponent's field unless the chain number set here is met.
- BACKUP CLEAR** >>> Return the Back Up Memory data to the initial setting.



Special Option

Special Option 1

Within the "I/O TEST" menu in the "OPTION MODE," try selecting "SHAPE OF PUYO" it lets you change the shape and colors of "Puyo."

Special Option 2

With the "I/O TEST" menu, how about selecting "FRAME SELECT"? You can select various field frames !





WARRANTY



SNK Corporation of America ("SNK") warrants to the original purchaser that the NeoGeo Pocket Color Handheld Game Unit Software against defects in materials and workmanship for a period of 30 days from the date of purchase. During the warranty period, SNK will, at its option, either repair or replace products that fail to comply with this warranty free of charge. The original purchaser is entitled to this warranty only if the date of purchase is registered at the point of sale or the consumer can demonstrate, to SNK's satisfaction, that the product was purchased within the last 30 days. Proof of purchase is required for all claims.

SERVICE INFORMATION

For warranty claims and further information, contact SNK Corporation of America's Technical Service Department at: (408) 292-4550 or write to SNK at:
17 Great Oaks Blvd., San Jose, CA 95119.
SNK can also be contacted through its web site address : www.snkusa.com . In some cases, it may be necessary to ship the product, **FREIGHT PREPAID AND INSURED FOR LOSS OR DAMAGE**, to SNK for repair or replacement. Please do not ship any products to SNK without contacting SNK first for instructions, otherwise your shipment may be rejected.

THIS WARRANTY SHALL NOT APPLY IN THE EVENT OF: (1) BREAKDOWNS OR DAMAGE DUE TO INCORRECT OR UNREASONABLE USE, NEGLIGENCE, ACCIDENT (SUCH AS DROPPING THE UNIT), PROHIBITED MODIFICATIONS OR UNAUTHORIZED REPAIRS, OR BY OTHER CAUSES UNRELATED TO DEFECTIVE MATERIALS OR WORKMANSHIP; (2) BREAKDOWNS OR DAMAGE RESULTING FROM UNFORESEEN EVENTS SUCH AS FIRE OR THEFT; (3) BREAKDOWNS OR DAMAGE CAUSED BY OTHER DEVICES; (4) LOSS OR FAILURE TO PRESENT PROOF OF PURCHASE AT TIME OF CLAIM; OR (5) USE OF PRODUCT FOR COMMERCIAL PURPOSES.

THE WARRANTY SET FORTH ABOVE IS EXCLUSIVE AND NO OTHER WARRANTY, WHETHER WRITTEN OR ORAL, IS EXPRESSED OR IMPLIED. SNK SPECIFICALLY DISCLAIMS THE IMPLIED WARRANTIES OF MERCHANTABILITY AND FITNESS FOR A PARTICULAR PURPOSE. ANY WARRANTIES, WHERE IMPOSED BY LAW NOTWITHSTANDING THIS DISCLAIMER AND THE LIMITATIONS STATED, ARE LIMITED TO 30 DAYS. IN NO EVENT SHALL SNK BE LIABLE FOR ANY CONSEQUENTIAL OR INCIDENTAL DAMAGES, INCLUDING WITHOUT LIMITATION, LOST PROFITS OR LOST SAVINGS, OR FOR ANY CLAIM, EVEN IF A REPRESENTATIVE OF SNK OR ITS SUPPLIERS HAS BEEN ADVISED OF THE POSSIBILITY OF SUCH DAMAGES.

Some states do not allow limitations on how long an implied warranty lasts, so the above limitation or exclusion may not apply to you. Some states do not allow the exclusion or limitation of incidental or consequential damages, so the above limitation or exclusion may not apply to you. This warranty gives you specific legal rights and you may also have other rights which vary from state to state.





NOTES







Distributed by

SNK CORPORATION OF AMERICA

17 GREAT OAKS BLVD., SAN JOSE, CA 95119.

FOR MORE INFORMATION: CALL (408) 292-4550 OR VISIT: www.snkusa.com

©SEGA ENTERPRISES, LTD. 1999

Licensed by SEGA ENTERPRISES, LTD.

This product is manufactured and distributed under license from SEGA ENTERPRISES, LTD.

PuyoPop is a trademark of SEGA ENTERPRISES, LTD.

NEOP00411

REPRODUCTION
PROHIBITED

NEOGEO POCKET logos are trademarks of SNK Corporation of America

Patents Pending
SNK® is a registered trademark of SNK Corporation of America