



As a Bounty Hunter, you will be equipped with a six-shooter and sometimes a shotgun. Careful—one of the gunfighters that protects the four outlaws is renowned fast draw world champion Wes Flowers.

The pursuit of each outlaw will take you through different shootout scenarios and challenges. Plus, the order in which you stalk each outlaw will change the play action responses and difficulty level making for a different game each time you play!



3DO, the 3DO logos and Interactive Multiplayer are trademarks and/or registered trademarks of The 3DO Company. The trademarks of The 3DO Company are used by American Laser Games, Inc. under license from The 3DO Company.

3DO

ALG 000296

THE LAST Bounty Hunter™



END USER NOTICE

THE 3DO COMPANY SHALL NOT BE LIABLE TO THE END USER FOR ANY LOSS OF DATA, LOST PROFITS, COST OF SUBSTITUTE GOODS OR OTHER CONSEQUENTIAL, INCIDENTAL, SPECIAL PUNITIVE, OR OTHER DAMAGES OF ANY KIND ARISING OUT OF THE USE OF OR INABILITY TO USE THE SOFTWARE.


THE 3DO COMPANY MAKES NO WARRANTIES, EXPRESS, IMPLIED OR STATUTORY, REGARDING THE SOFTWARE, INCLUDING WITHOUT LIMITATION THE IMPLIED WARRANTIES OF MERCHANTABILITY AND FITNESS FOR ANY PARTICULAR PURPOSE, OR ANY EQUIVALENT WARRANTIES UNDER THE LAWS OF ANY JURISDICTION.

DO NOT USE A FRONT OR REAR PROJECTION TELEVISION WITH THIS PRODUCT. YOUR PROJECTION TELEVISION SCREEN MAY BE PERMANENTLY DAMAGED IF STATIONARY SCENES OR PATTERNS ARE PLAYED ON YOUR PROJECTION TELEVISION. SIMILAR DAMAGE MAY OCCUR IF YOU PLACE THIS PRODUCT ON HOLD OR PAUSE. IF YOU USE YOUR PROJECTION TELEVISION WITH THIS PRODUCT, NEITHER THE 3DO COMPANY NOR AMERICAN LASER GAMES WILL BE LIABLE FOR ANY RESULTING DAMAGE. THIS SITUATION IS NOT CAUSED BY DEFECT IN THIS PRODUCT OR THE 3DO SYSTEM; OTHER FIXED OR REPETITIVE IMAGES MAY CAUSE SIMILAR DAMAGE TO A PROJECTION TELEVISION. PLEASE CONTACT YOUR TV MANUFACTURER FOR FURTHER INFORMATION.

THE EXECUTION OF SOFTWARE WITH THE 3DO SYSTEM INVOLVES THE USE OF PATENT RIGHTS, GRANTED OR APPLIED FOR, IN CERTAIN COUNTRIES. A PURCHASER OF THE 3DO SYSTEM IS LICENSED TO USE SUCH PATENT RIGHTS WITH SOFTWARE LICENSED BY THE 3DO COMPANY. NO LICENSE, IMPLIED OR OTHERWISE, IS GRANTED FOR THE EXECUTION OF OTHER SOFTWARE.

Handling Your American Laser Games Compact Disc:

- Avoid touching the disc's surface by holding the disc by its edges or with your thumb on the edge and one finger on the center.
- Clean the disc by wiping it with a soft, dry cloth in smooth motions from the center out to the edge. Do not use any type of solvents or anti-static spray.
- Do not expose the disc to direct sunlight or sources of intense heat.





RUNNING BOUNTY HUNTER

The game comes up in a looping mode where it displays various scenes from the game. To start the game, press "STOP" button on the game pad or press the option button (small black button near the top) on the lightgun. The game menu will be displayed. The menu shows various selections the user

can make. To select an item, move the cursor over the item and press the "A" button on the gamepad or "shoot" the item with the lightgun.

START:

The "start" selection starts a new game.

QUIT:

The "quit" selection exits the game.

PLAYING THE GAME

After starting a game, by selecting START from the menu, and proceeding through the intro scene, a set of outlaw pictures will be shown on the screen. Choose a particular outlaw by "shooting" his picture. Then get ready to clean up the streets!

HINTS

- A. When playing the game, citizens who are not so law abiding will appear on screen. They must be shot before they shoot you. If you accidentally shoot an innocent person, you will lose a life.
- B. Some scenes are shootouts. In these scenes, your gun will be empty until the signal is given. When you can, reload and shoot.
- C. Some scenes will allow you to skip quickly to the next important scene by firing a shot.
- D. In various scenes there are items that will help you. These are lanterns, wagon wheels and cow skulls. Shoot these items when given the chance- they will help "even the odds".

CONTINUE:

The "continue" selection continues the game. A game has to be in play to use the continue option. If the player is in the middle of a game, the game continues where it was when the menu screen was selected. If all of the player's lives have been lost, the game can be continued NINE times - three lives per continue. In case of a two player game, switching to a one player game does not cost a continue.

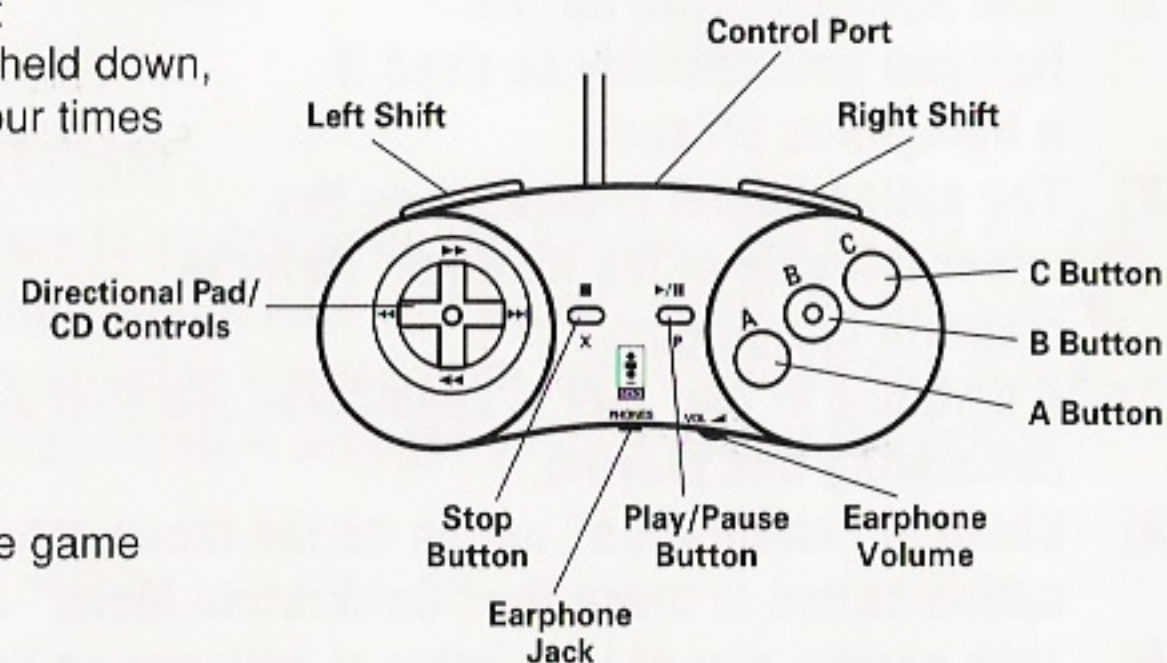
1 PLAYER/2 PLAYER:

Pressing this selection toggles between a one or two player game. If a two player game is selected, then both players play at the same time. Each player has a separate score, bullets and lives. Player one has red shot cursor, a red score and a flesh-colored hand with gun cursor (when using a game pad). Player two has blue shot cursor, a blue score and a blue-colored hand with gun cursor. Player one's game pad/lightgun/mouse should be first in the daisy chain followed by player two's game pad/lightgun/mouse.

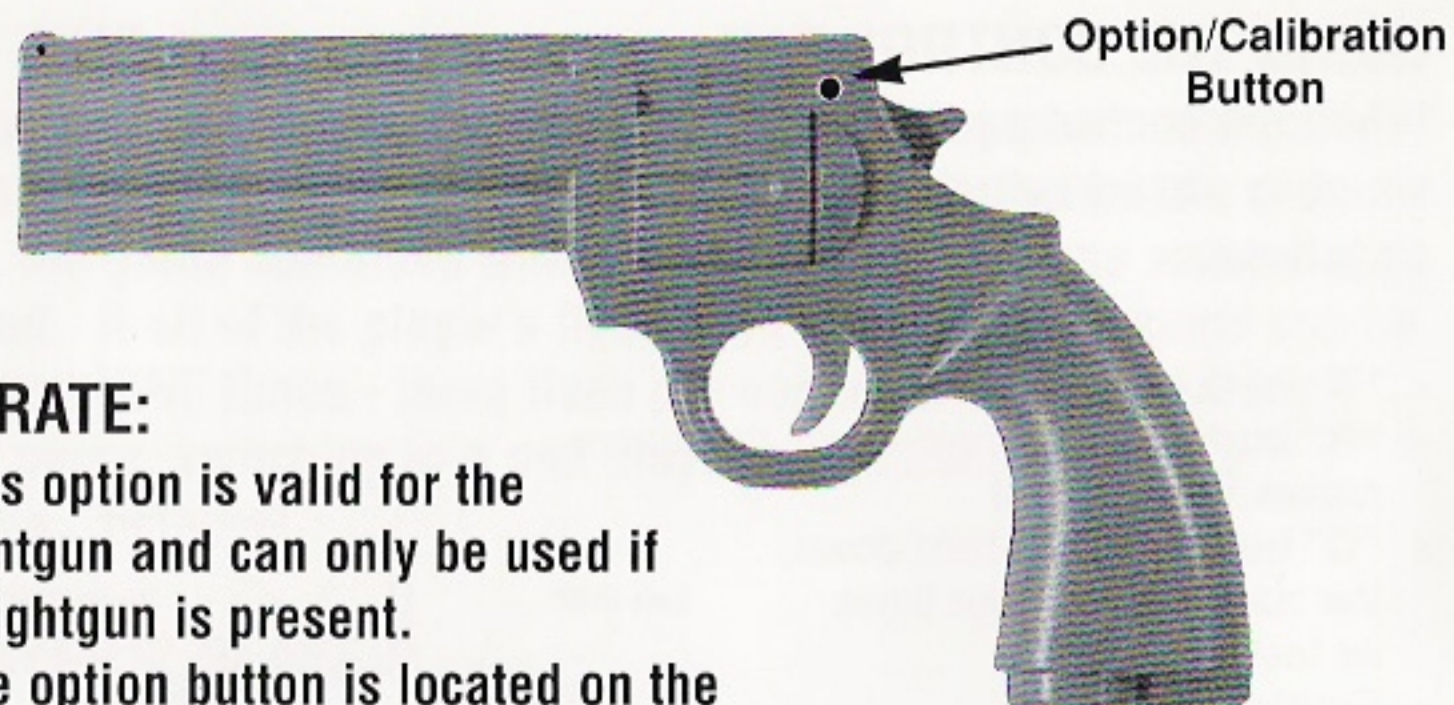
USING THE CONTROL PAD:

When the control pad is used, the cursor is a hand holding a gun which is aimed by using the sight on the gun. The buttons are defined as follows:

- "A" button: Fires the gun
- "B" button: When held down, the cursor moves twice as fast
- "C" button: When held down, the cursor moves four times as fast
- Control Right Shift: Fires the gun
- "X" Stop button: Brings up the menu screen
- "P" Pause button: Pauses/resumes the game

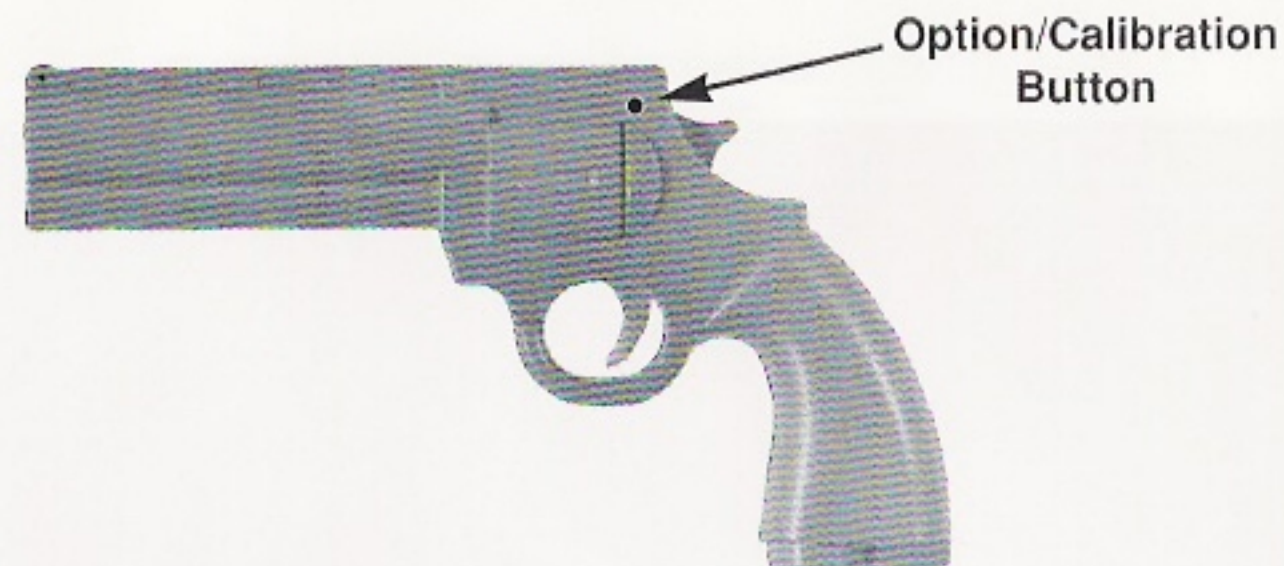


The gun will fire as long as there are bullets shown on the screen. When the cursor is moved to the bottom of the screen, the gun is lowered to point to the ground. By pressing the "A" button or the Control Right Shift button while the gun is pointing at the ground, the gun is dropped into the holster briefly to reload.



CALIBRATE:

- 1) This option is valid for the lightgun and can only be used if a lightgun is present.
- 2) The option button is located on the upper left side of the lightgun. Refer to diagram of lightgun.
- 3) A distance of four feet is considered the best accuracy range for calibrating and playing.
- 4) Shoot at "calibration" option on the menu screen or press the option button to make the "Calibration Menu" come up.
- 5) Take careful aim at the center of bullseye on the calibration screen and shoot once.
- 6) If not satisfied with the new gun calibration, press the option button to repeat the calibration procedure.
- 8) Calibration should now be complete. Shoot "Exit" option to return to the main menu.
- 9) This calibration sequence can be repeated at any time.




USING THE LIGHTGUN:

With the lightgun there is no cursor on the screen. The gun is fired by pulling the trigger and a bullet hole will appear briefly on the screen. The gun is loaded by pointing it away from the TV screen and pulling the trigger. The menu screen is brought up by pressing the option button.

3DO MOUSE:

The left button on the 3DO Mouse is used to fire and make selections from the menu screen. The left button is the only button needed for The Last Bounty Hunter. Move the mouse cursor (hand-and-gun) on the target when aiming and shooting. To reload, move the hand-and-gun to the bottom of the screen. To stop or pause, drag the cursor to bottom left corner and press left mouse button.



The Last Bounty Hunter is a trademark and
 © 1994, 1995 of American Laser Games, Inc.
 All Rights Reserved.

AN INTERACTIVE VIDEO PRODUCTION BY **AMERICAN**
 LASER GAMES, INC.

PC HOME GAME ACKNOWLEDGEMENTS
 Executive Producer Robert Grebe

Director of Development
 Dave Davis
Producer of Design & Development
 Tim Gerritsen
Programmers
 Tim Ray
 Wayne Sikes
Gamewriter
 Dave Michelsohn
Director
 David D. Roberts
Co-Director / D.P.
 Barry Kirk
Producer / A.D.
 Les Wells
Art Director
 Kylene Wing
Graphics Artwork
 Maida Smith
 Larry Shultz
Props Master
 Mary Jindrich

Props Assistant
 Dolores Herron
 John Longhofer
Props P.A.
 Lenny Warner
Wardrobe
 Carolyn Fleming
Wardrobe Assistant
 Terri Merriman
Wardrobe P.A.
 Carol Ward
Key Make-Up/Hair
 Merle-Dean Sanchez
2nd Make-Up/Hair
 Judy Mathia
Assistant Cameraman
 Brian Cox
Gaffer
 John Sterns
Best Boy
 Alan Fullford
Key Grip
 Ron Anderson

Grip
 Greg Harris
Sound Mixer
 Eric Williams
Script
 Peggy Durkin
Stunt Coordinator
 Ken Bates
Talent Coordinator
 Michele Scutti
Special Effects Coordinator
 Tom Ford
Special Effects Assistants
 Dave Young
 Chris Clarke
 Earl Pierce
Gun Wrangler
 Utah Conner
Gun Assistant
 Steve Haro
Gun Security
 Tom Trujillo

Wrangler
 Red Woolvorton
Assistant Wrangler
 Holly Edwards
Stills Photographer
 Pat Prince
Paramedic
 Ken Garcia
Craft Service & Catering
 Desert Productions
Motorhome
 Birdie Johnston
Production Coordinator
 Carlos Moore
Production Assistants
 Frank Marinells
 Chris Waggoner
Location Coordinator
 Nicola Hartmann
Stunt Riders
 Bill Brown
 Hunter Brown
Location Liaison
 Renee Cloutier

Location Security
 Jose Alvarez
Post Production Facilities
 :30 Second Street
Senior Editor
 Greg Kiernan
Graphics Design
 Kelly Lujan
Audio Post Production
 John Wagner Recording Studios
Office Manager for SWP
 Rebecca Beall
Office Assistant for SWP
 Norina

Filmed on Location at
 Old Tucson Studios,
 Tucson, AZ

ATTRACT SEQUENCE
General Riggs
 J.D. Ryan
Doc
 Don Tutt
Bones
 Darwin Hall
Maybelle
 Anna Braga
CAST
 Frank B Cantrell
 Sal Cardile
 A Utah Conner
 Danny Copeland
 Crystal Cox
 S Wes Flowers
 Jennifer Forbes
 Julia Gerdes
 Jim Hall
 Stephen C Harrington
 Mary Frank Hoffman

George Hung
 Hoa V Huynh
 Mark Kadow
 Loyd Kirkman
 Charles Klein
 Rocky Locke
 Michelle Mann
 Terry McGahey
 E.B. Myers
 Roberto Ramos
 Terry L Schroeder
 Carrie V. Seaber
 Alex Stickler
 "Bud" Roy Strom
 Tom L Trujillo
 Gene Van Alstine
 Kayleen Walsh
LEVEL 1
Handsome Harry
 Jon Simpson
CAST

Bill Bernal
 Danyelle Bossardet
 Wally Bujack
 Christine DiFrancesco
 Laura Eisen
 William J Fisher
 Jennifer Forbes
 Carl J Glatz
 Keith Guffey
 Roger Hedges
 Thomas Hutchinson
 Kenny Jacobs
 Mark Kadow
 Karen Palmer
 Pattie Pence
 Edward A Perez
 Leslie Peters
 Patricia Shambo
 Brenda Splawn
 Micheline Thompson
 Gene Van Alstine

LEVEL 2
Nasty Dan
 Bruce Miles
CAST
 Ronne Grasberger
 William F Hironimus
 John M Fiske
 Bill Jones
 Chip Kline
 Don McFadden
 Kerry Peterson
 Christopher A Phillips
 Lyn Potter
LEVEL 3
El Loco
 Leon L Palles
CAST
 Robert Aros
 Cindy Cheney
 Jess Dicker
 S Wes Flowers

Ray Gallego
 Roberto Garcia
 Hector Manuel Juarez
 Nichole Lechmsnik
 Glynn Lockwood
 Robert May
 David Morrison
 David R Pitts
 Shannon Tannar
 Jerry Landon Woods
LEVEL 4
Cactus Kid
 G Lee McKechnie
CAST
 Jerry Bannister
 Vatsana Bilavarn
 Pete Brown
 Sara Helene Chazen
 Lisa Cheng
 Crystal Cox
 Keith Cunningham

John Todd Cuson
 Nancy G Flowers
 John Wayne Galloway
 Hoa V Huynh
 Bill Jones
 Jess King
 Con T Le
 James R Lee
 Francisco Lim
 Don McFadden
 Jonathan Mincks
 Charles Motley
 Mary T Murphy
 Peter E Newsheller
 Cuc T Nguyen
 Leslie Peters
 John Reckers
 Preston E Reid, Jr
 Lisa Rock
 Lou Ann Sabyan
 Robert G Tamminga
 Ruth L Taylor