


# INSTRUCTION MANUAL



**SUPER NINTENDO**  
ENTERTAINMENT SYSTEM



Ocean of America  
1870 Little Orchard Street  
San Jose, CA 95125  
408-289-1411

Micro Machines™ Lewis Galoob Toys, Inc.  
Manufactured under license by Ocean of America.  
All Rights Reserved. Ocean is a registered trademark of  
Ocean Software Ltd.

PRINTED IN JAPAN



**WARNING: PLEASE READ THE ENCLOSED  
CONSUMER INFORMATION & PRECAUTIONS  
BOOKLET CAREFULLY BEFORE USING YOUR  
SUPER NINTENDO® HARDWARE SYSTEM OR  
GAME PAK.**



LICENSED BY



NINTENDO, SUPER NINTENDO  
ENTERTAINMENT SYSTEM AND THE  
NINTENDO SEAL OF QUALITY ARE  
REGISTERED TRADEMARKS OF  
NINTENDO OF AMERICA INC.  
©1991 NINTENDO OF AMERICA INC.

THIS OFFICIAL SEAL IS YOUR  
ASSURANCE THAT NINTENDO HAS  
APPROVED THE QUALITY OF THIS  
PRODUCT. ALWAYS LOOK FOR THIS  
SEAL WHEN BUYING GAMES AND  
ACCESSORIES TO ENSURE COMPLETE  
COMPATIBILITY WITH YOUR SUPER  
NINTENDO ENTERTAINMENT SYSTEM.  
ALL NINTENDO PRODUCTS ARE  
LICENSED BY SALE FOR USE ONLY WITH  
OTHER AUTHORIZED PRODUCTS  
BEARING THE OFFICIAL NINTENDO SEAL  
OF QUALITY.

## **CONTENTS**

START YOUR ENGINES!	2
GETTING STARTED	3
CONTROLS	4
THE TITLE SCREEN	8
THE GAME SCREEN	9
1 PLAYER	10
2, 3, OR 4 PLAYERS	10
CHOOSING A CHARACTER	11
THE RACES	12
MICRO MACHINES TOURNAMENT RACE	14
MICRO MACHINES SINGLE RACE	16
SCORING	17
MULTIPLE PLAYER ADAPTER	18
LIMITED WARRANTY	21





## **START YOUR ENGINES!**

Ready for the green flag!? Race eight different Micro Machines on 28 different tracks across eight environments. Choose from 11 challenging competitors each with his or her own skill level.

Micro Machines Challenge (1-Player game) pits your driving skills against each of the eleven competitors on progressively more difficult tracks. Eliminate your competition and claim the title of Micro Machines Champion.

Race against a friend or a group of friends one at a time in Head-to-Head (2-Player game). In this true head-to-head action, there are only two cars on the track at a time and the race is over three laps of the course.



## **GETTING STARTED**

Make sure the power to your Super Nintendo Entertainment System® (SNES) is turned OFF. Insert the Game Pak, then turn the power ON.

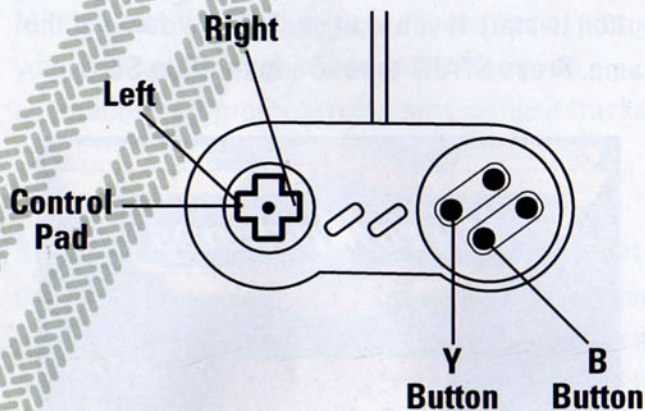
If you are playing for the first time, press the START button to start. If you wait you'll see a demo of the game. Press START to return to the Title Screen.





## CONTROLS

Micro Machines can be played by up to four people using either the 4-player adapter or using the 4-player feature on the two Controllers.



### PLAYING WITH ONE CONTROLLER

When using one Controller per player, the controls are as follows:



**Left**

Rotate Counter-Clockwise

**Right**

Rotate Clockwise

**Y Button**

Brake / Reverse

**B Button**

Accelerate

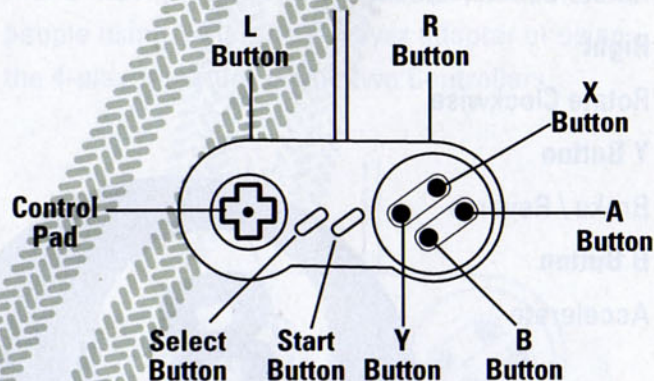


### NOTE:

The tank Micro Machine will fire a shell when the Y Button and B Button are pressed simultaneously.



## PLAYING WITH TWO CONTROL PADS



When four players are using two Controllers, the controls are as follows:

### CONTROLLER: Player 1

**CONTROL PAD UP:** Rotate Counter-clockwise

**CONTROL PAD DOWN:** Rotate Clockwise

**L Button:** Brake / Reverse

### CONTROLLER: Player 2

**B or Y Button:** Rotate Counter-Clockwise

**A or X Button:** Rotate Clockwise

**R Button:** Brake / Reverse

### CONTROLLER: Player 3

**CONTROL PAD UP:** Rotate Counter-Clockwise

**CONTROL PAD DOWN:** Rotate Clockwise

**L Button:** Brake / Reverse

### CONTROLLER: Player 4

**B or Y Button:** Rotate Counter-Clockwise

**A or X Button:** Rotate Clockwise

**R Button:** Brake / Reverse

### NOTE:

Press the A Button and Y Button simultaneously to the fire tank (Player 2).

Player 1 can't fire.





## THE TITLE SCREEN



At the Title Screen, press START to go to the Game Screen where you can select the number of players.



## THE GAME SCREEN



At the Game Screen, press the Control Pad LEFT or RIGHT to choose to play either a 1-player or 2-player game. Press START after you've decided, and you can choose either Head-to-Head or challenge modes.





## 1-PLAYER

If you select 1 player, you have the option to race the Micro Machines Challenge or go Head-to-Head against a computer opponent.

## 2, 3 OR 4-PLAYERS

If you select 2, 3 or 4-players, you have a choice of a Tournament Race or a single race in a Head-to-Head against your opponent.



## CHOOSING A CHARACTER



Press the Control Pad LEFT or RIGHT to move through the character list. Press the B Button to make your selection. If you are playing a multi-player game, your friends need to choose their characters as described above.

When competing in a 1-player game you must decide who to race against in the same way that you selected your character. Remember that each person has different abilities and some drivers are more skilled than others.





## THE RACES

### MICRO MACHINES CHALLENGE

#### SINGLE-PLAYER



Build up your collection of Micro Machines by racing all the different Micro Machines then adding them to your display cabinet after you win.


During the race, the car order is displayed in the top left screen as a column of colored helmets representing the cars. The race lasts for three laps.

Finish first or second and qualify for the next race on a new track with a different vehicle. If you finish third or fourth, you lose a chance and will have to race the same track over. You start with three chances; lose them all and the game's over!



## HEAD-TO-HEAD RACE

### SINGLE-PLAYER



Race against the computer!

Eight colored lights (four red and four blue) representing the points won by each player, will be displayed in the top left screen. Whenever one of the Micro Machines gets a whole screen length ahead, that Micro Machine wins a bonus point and one of the loser's lights changes to the winner's color. When 1-player has all eight lights showing their color, he wins the race.

If neither player has all eight lights lit at the end of three laps, the player with the most lights lit wins the race.

If the number of lights each player has are equal then a sudden death race-off starts. The next player to receive a bonus point wins the game.





## **MICRO MACHINES TOURNAMENT RACE**

### **2, 3 AND 4-PLAYER RACE**

To win the Tournament Race, be the first person to win four races. The computer will choose the tracks at random for you. In the 2-player version, you win races the same way as in Head-to-Head racing.

The 3 and 4-player scoring system is slightly different. Each player is given a column of lights. As a player is passed, his position for that bonus is shown under the corresponding column. When there is only one car left, the points will be awarded as follows:

#### **3-player game:**

- 1st= Gains 2 points
- 2nd= Gains 0 points
- 3rd= Loses 2 points




#### **4-player game:**

- 1st= Gains 2 points
- 2nd= Gains 1 point
- 3rd= Loses 1 point
- 4th= Loses 2 points

To win the race, the player must be first for their last bonus point.

The 4-player game can also be played in two teams of two players. The red team races the blue team until there is a winner and the winning team gets the bonus point. Scoring is the same as in the single player Head-to-Head.





## MICRO MACHINES SINGLE RACE



### 2, 3 AND 4-PLAYER

This race is very similar to the Tournament Race except there is only one race and you choose which track you will race on.



## SCORING

In the 2-player game, the scores and ratings on the Results Screen are affected by the results of the Single Race game as well as the results of the Tournament. You can make up competitions for more than 2-players if each player chooses and keeps a particular character and then you play a series of single race, 2-player games. A good way of doing this is to have a group of people playing a "winner-plays-on" series of races, with each new player choosing the course to race.









