

KOEI

EmuMovies

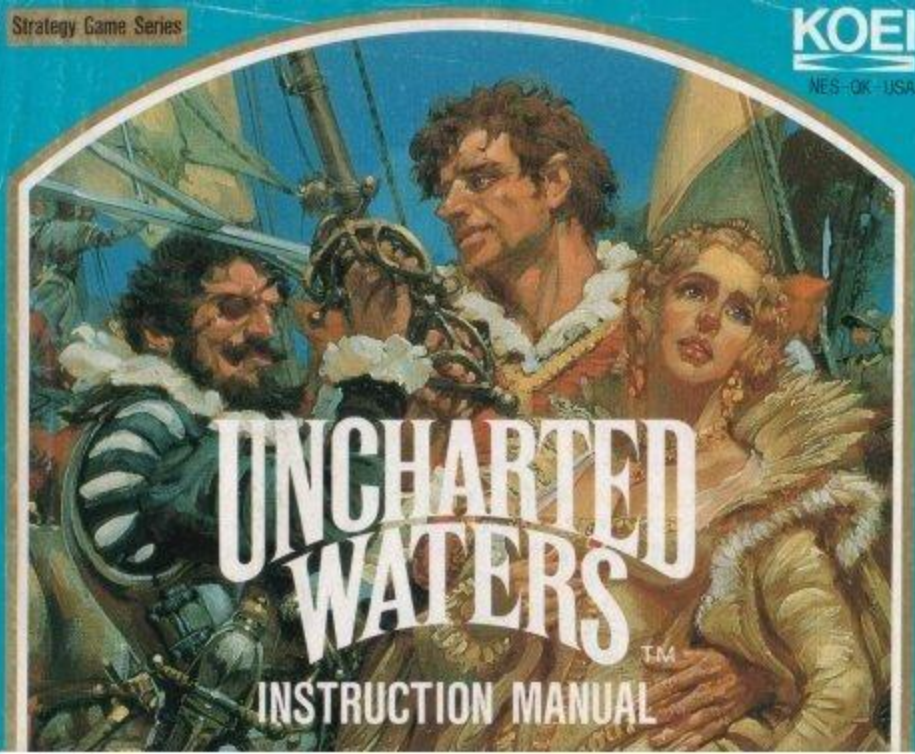
KOEI CORPORATION

One Bay Plaza, Suite 540, 1350 Bayshore Hwy, Burlingame, CA 94010

PRINTED IN JAPAN

Strategy Game Series

KOEI
NES-OK-USA



®

This game is
licensed by Nintendo®
for play on the

Nintendo
ENTERTAINMENT
SYSTEM™

NINTENDO AND NINTENDO
ENTERTAINMENT SYSTEM ARE
REGISTERED TRADEMARKS OF
NINTENDO OF AMERICA, INC.



THIS OFFICIAL SEAL IS YOUR
ASSURANCE THAT NINTENDO HAS
APPROVED THE QUALITY OF THIS
PRODUCT. ALWAYS LOOK FOR THIS
SEAL WHEN BUYING GAMES AND
ACCESSORIES TO ENSURE COMPLETE
COMPATIBILITY WITH YOUR
NINTENDO ENTERTAINMENT SYSTEM.

KOEI

© 1991 KOEI CORPORATION.
ALL RIGHTS RESERVED.

SAFETY TIPS

Before beginning Uncharted Waters, please read following:

- 1) Always turn the power off before inserting or removing the GAME PAK from your NES.
- 2) Do not store game in extreme temperatures. Never hit or drop it.
- 3) Avoid touching the terminal connectors.
- 4) Never attempt to take your GAME PAK apart.
- 5) Use of cleaning agents can damage the GAME PAK.

WARNING:

DO NOT USE WITH FRONT OR REAR PROJECTION TV

Do not use a front or rear projection television with your Nintendo Entertainment System® ("NES") and NES games. Your projection television screen may be permanently damaged if video games with stationary scenes or patterns are played on your projection television. Similar damage may occur if you place a video game on hold or pause. If you use your projection television with NES games, Nintendo will not be liable for any damage. This situation is not caused by a defect in the NES or NES games; other fixed or repetitive images may cause similar damage to a projection television. Please contact your TV manufacturer for further information.

ADVISORY

READ BEFORE USING YOUR NES/SUPER NES

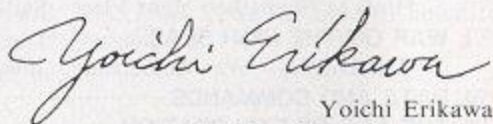
A very small portion of the population may experience epileptic seizures when viewing certain kinds of flashing lights or patterns that are commonly present in our daily environment. These persons may experience seizures while watching some kinds of television pictures or playing certain video games. Players who have not had any previous seizures may nonetheless have an undetected epileptic condition. We suggest that you consult your physician if you have an epileptic condition or if you experience any of the following symptoms while playing video games: altered vision, muscle twitching, other involuntary movements, loss of awareness of your surroundings, mental confusion and/or convulsions.

Introduction

Uncharted Waters revives a time of romance and adventure: the Age of Exploration. In 1502, ten years after the immortal voyage of Columbus, you assume the role of a young Portuguese captain. Your goal is to attain glory and restore honor to your once noble family name.

This will be no easy task. There are distant shores to seek, pirates to battle, priceless treasures to plunder, and a beautiful princess to rescue!

You can realize the dreams of a 16th century explorer in your own way. Play the part of a merchant and barter for precious treasures. Or, play the part of a ruthless pirate and make others pay the price of your fame. You decide your own fate when you embark upon the high seas. Anchors aweigh!



Yoichi Erikawa
President Koei Corporation
& The Entire Koei Staff

TABLE OF CONTENTS

I. QUICK START	P3
Starting Your Adventure - The Controller - Options Menu	
II. THE STORY BEHIND THE QUEST	P6
Main Characters - Your Quest	
III. CALLING AT PORTS	P9
Port Display - Port Services - Hints at the Start	
Trade Routes and Markets	
IV. NAVIGATING THE SEAS	P12
Sea Display - Seafaring Information - Beware of Rough Seas!	
V. FORTUNE AND FAME	P15
Gain Fame - Accept Tasks and Rise in Rank	
Hints to Strengthen Your Fleet - Sails and Ships	
VI. WAR ON THE HIGH SEAS	P22
War Display - War Commands - 16th Century Guns	
VII. DATA AND COMMANDS	P27
VIII. THE AGE OF EXPLORATION	P39
The History Behind Your Quest	
Trading Goods from Distant Lands	

WARRANTY

I. QUICK START

■ STARTING YOUR ADVENTURE

- 1) Insert the game pak.
- 2) Turn ON the game system.
- 3) The story of Uncharted Waters will begin. Push start to skip past the story to the initial menu.
- 4) Select a New Adventure or Saved Game with the **+** button and press A.

If you are starting a new adventure, enter the name of the hero you will play. Go to END and press A to set. If you do not name your character he will be Leon Franco.

Next, set your hero's abilities. A list of characteristics and Bonus points will appear. You can try for more points as

many times as you like.

Now, name your flagship. If you cannot think of a name, go to END and you will sail the Hermes.

Once you OK all settings, the story of your hero will begin. You can hurry through this part by holding down any control button. Finally you will arrive at the port of Lisbon, February 21, 1502. Your adventure is about to begin!

Picture yourself on the wharf in Lisbon, a young sailor prepared to face the vast seas. Your first vessel, a Latin, is rigged and ready to sail. Climb aboard and begin your journey into the seven seas. Your adventure unfolds from here...

■ THE CONTROLLER

Walk through the streets of Lisbon. The **+** button controls your sailor. Explore any shop or service in the port. Use button A to talk with the proprietors.

For instance, you might want to go to the marketplace and buy some sugar. The merchant will name his price. He asks, "**Interested Y/N?**" Press A or **←** to answer YES; press B or **→** to answer NO.

"**How much sugar will ye purchase?**" he'll ask. You can buy as much as your ship can stock, or as much as you can afford. Press **←** to buy the maximum amount, or **←** a second time for the minimum. If you have a certain amount in mind, move to a column (ones, tens, hundreds, etc.) and press up or down to choose a value from 0-9. Press A to set your purchase.

As you wander through the port you can take care of your other business just as you would with the merchant.

*See Port Services for
information about other places.*

When you are ready to try out your sea legs, go down to the port and meet your crew. Make sure your fleet has enough food and water stocked for the voyage ahead. Your First Mate will let you know how long you can sail. Shove off from port, and with the controller in hand, you are at the helm of your flagship.

Navigate your ship through the seas with the **+** button. Push **→** to turn clockwise, **←** to turn counter-clockwise. When your sails are set in the right direction push A.

Sailing along the coastline, you are bound to discover hidden ports! Your fleet must be adjacent to a port for you to go ashore. You do not need to drop anchor before disembarking.

■ OPTIONS MENU

At port, the options menu can be accessed by pressing **Select**. At sea, press **Select** from the sailing menu. Three commands are available:

- SAVE: to save or quit the game in progress
- SPEED: to change the length of time which messages are displayed on-screen
- MUSIC: to turn the background music ON or OFF.

Whether you save the game or not, you can quit from the command SAVE. If you choose to continue play you must exit the options menu before returning to the game; press B.

II. THE STORY BEHIND THE QUEST

■ MAIN CHARACTERS

THE HERO



I'll return with a noble name.

The hero of Uncharted Waters. At 16, he sets sail across the mighty deep in search of fortune and fame.

The daughter of the King of Portugal. At 14, she secretly follows our hero's adventures and hopes for his success.

PRINCESS CHRISTIANA

I wish him well...



FIRST MATE



Put a deck under my feet & wind in my sails!

He sailed with the hero's father and has great faith in their new expedition.

■ YOUR QUEST

Your ancestors once enjoyed the luxuries of nobility until disaster reduced them to poverty and obscurity. To win Uncharted Waters you must gain fortune and fame through bold adventures, and restore your family name to honor.

● Earn Gold

Start off trading with nearby ports. Discover where to buy and sell goods to make the best profit.

● Gain Fame

To gain fame on the high seas you must...

1. Invest in distant ports and gain allies for Portugal.
2. Fight Spanish and Turkish fleets.
3. Rescue people in distress.

4. Discover mysterious ports.

● Rise in Rank

As your reputation grows the **King of Portugal** may get word of your travels. If you can satisfy the King's requests, he will honor you with a new rank. Keep your eye on the Duke's title!

● Prepare for the Worst!

Treat your crew fairly and they will sail you safely through many adventures. But, as their captain you must be protected. Your family will never be restored to glory if you go down with your fleet! Stock your ships well; your crew needs energy to maneuver you through turbulent seas. If you're a true salt, you should complete your journey before **1522**.

III. CALLING AT PORTS

■ PORT DISPLAY



■ PORT SERVICES

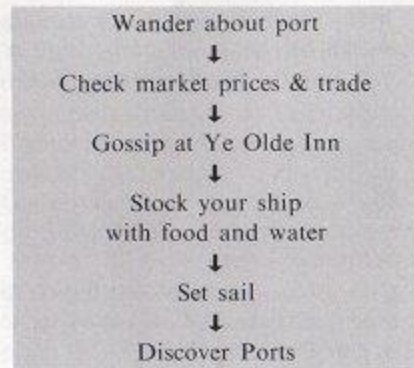
1. **Guild**- Barter for information on any nation, or buy special items.
2. **Ye Olde Inn**- Recruit sailors, listen to gossip or play a game of cards.
3. **Marketplace**- Buy and sell goods.
4. **Palace**- Meet with the King or seek out the Princess.

5. **Lodge**- Look over information about the port or your fleet while you rest.
6. **Your Fleet at Dock**
7. **Shipyard**- Purchase ships and make repairs.
8. **Harbor**- Stock up your fleet, transfer cargo, or set sail.
9. **The Hero**

Before you sail off, visit the port services. You are welcome to visit any place as many times as you like in one day, except for Ye Olde Inn, the shipyard and the palace. You will need to rest at the lodge after a call to any of these three spots.

*See Commands At-a-Glance
for a run-down of each command.*

Any good sailor knows how to scrape together a few coins, and you will need gold to fund your travels. Start off making a profit by trading. Here is a basic plan for your journey:



■ HINTS AT THE START



The Marketplace

1. You need gold. Sell the quartz and pepper stocked on board.
2. Buy as much sugar as you can, it's a specialty of Lisbon. You can sell it at a higher rate in another port.



Ye Olde Inn

3. Go to Ye Olde Inn to hear the latest news.

Gossip and have a meal. Mates at the inn may divulge useful information. **Tip** the waitress and she may give you a tip in return. Some ports are more expensive than others.

4. **Save** before sailing. You want to save your adventure in case any misfortune should befall your fleet at sea.



Harbor

5. Weigh anchor and unfurl the sails! You're off!

Make sure the ship is well-stocked for the voyage ahead. Make use of information you heard at the inn, or head south along the coast and search for unknown ports. Find a way into the **Mediterranean Sea!**

■ TRADE ROUTES AND MARKETS

The seafaring life can be glorious with the right vessel and a hearty crew. But in order to build up your fleet you need gold.

● Trade Specialty Goods

The quickest way to turn a profit is to trade specialty goods. Sailors brag about their adventures at Ye Olde Inn. If you lend an ear to their gossip, they may divulge trading secrets to you. Learn which ports specialize in what goods, and seek them out.

● Watch the Market

Other goods can be traded for a lesser profit than specialty goods. Watch the market and determine where to buy and sell goods, such as grain or wool.

The market also keeps track of your deals. If you overuse a trade route, prices will start to rise and fall to lessen your chances of making a profit.

● Discover New Trade Routes

You cannot make a profit by secluding your fleet to one trade route. As you venture into uncharted waters new trade routes will open up to you. But, you must find the way to hidden ports first. Listen at Ye Olde Inn for hints.

IV. NAVIGATING THE SEAS

■ SEA DISPLAY



1. Sailing Map
2. Sailing Menu
3. Wind Direction & Velocity (1-8)
4. Current (1-3)
5. Days at Sea
6. Water
7. Food

■ SEAFARING INFORMATION

- * To access the sailing command menu push button A.
- * With a sextant you can check your sailing position. Use **Look-Survey** to calculate your latitude (north-south) and longitude (east-west).
- * Each sailing map covers a 5° area. If you check with a sextant, your position will be the same anywhere on a single map. When you sail into waters on another map, your position changes 5° to the north or south, east or west.

- * Check current and wind direction to navigate the smoothest route. Your fleet will pick up speed if you sail with the wind at your back. Sailing into the wind will strain the sails and slow you down.

- * You can catch a crosswind and sail straight to your destination, but the winds change throughout the year. Catching an ocean current will also send your fleet smoothly along. Currents do not change.

- * The fleet will be easier to handle as the Captain gains more sailing experience.

- * Push **Select** to access the options menu from sea.

■ BEWARE OF ROUGH SEAS!

●Typhoons!

If caught in a typhoon, your ship may lose its rudder. The fleet will drift with the tide until repairs are made.

●Overpowering Current!

Avoid strong ocean currents. Your fleet could be trapped off a desolate shore with no hope of escape. Be steady at the helm when you sail along the coastline!

●Damaged Fleet!

If your fleet is damaged by heavy seas or war, debark at the nearest port and make repairs at the shipyard. Otherwise, go ashore somewhere and make repairs from your lumber supplies. While ashore, your crew will not eat as much as they do at sea. Stock up on

lumber before you set sail again.

●Provisions run out!

Food and water is carried to supply your entire fleet. If one ship should run out of provisions it will be supplied from other ships.

If water runs low, go ashore in search

of a fresh spring. The more experience you have, the easier it is to find water. Food can only be bought at port. Stock up on more food than water if you plan to search for a spring mid-journey.

There are other mysteries of the deep sea yet to be discovered... **Beware!**

V. FORTUNE AND FAME

■ GAIN FAME

Your quest is to restore your family name to nobility. However, gold is the force behind all you do.

●Invest to Gain Allies

When you have extra gold, invest at marketplaces and shipyards. Investing will improve the economic and industrial worth of a port, and win its support for your homeland. Ports with support over 80% become allies of Portugal. **Stimulating alliances will help you gain fame!**

●Fight Hostile Fleets

In the Age of Exploration, Portugal, Spain and Turkey (the Ottoman Empire) struggled for power. Gain

fame by defeating Spanish and Turkish fleets. As you grow more powerful your enemies will grow weaker at trade, and the people of Portugal will praise you for defeating their competitors. The waitress at any Ye Olde Inn often has information on your enemies' whereabouts.

- * If you prefer the ruthless life of a pirate, you will need great warships with which to assail your enemies. Build up your fleet with cannons and experienced crewmen.

●Rescue People in Distress

Many people will rely on your expertise to rescue people or secure goods. You will gain fame if you succeed in fulfilling their requests. However, think before you agree to help a stranger in a foreign port... is the task too difficult for your fleet? If so, you could lose all that you've worked for in trying to help them. If you agree, and then change your mind before completing a task, your reputation will suffer.

- Once you take on a task, stop by Ye Olde Inn to try and catch some helpful hints.

■ ACCEPT TASKS AND RISE IN RANK

<Climb through the ranks!>

Page



Squire



Knight



Baronet



Baron



Viscount



Count



Marquis



Duke

There are 9 noble ranks to achieve. Step by step you will rise to fame and glory if you from the King of Portugal.

●Royal Requests

When word of your adventures gets back to the King, you will be called home to take on special tasks. This is your chance to earn noble ranking! Through your efforts, your family may live in splendor again...

If the King is looking for you, return to Lisbon and rush to the palace. His Majesty will have a task for you to fulfill. If you refuse to help, your fame will wane throughout the kingdom.

■ HINTS TO STRENGTHEN YOUR FLEET

At the start of your adventure you are the captain of a Latin. A Latin is a sturdy vessel, but it will grow too small for your ambitions. Build up a sizable fleet to carry your goods...and guns!

●Find Mates to Navigate

You cannot purchase a new ship if you have no mate to assign as navigator. Find mates at Ye Olde Inn and try to recruit them. **Marco** is a young sailor and anxious to sail with anyone, but a more seasoned tar like **Christopher** will only join a valiant captain. Up to 10 mates can sail with your fleet.

●Buy Used

Early on in your adventure used ships will suit your needs. Haggle for the

vessel you want at the shipyard. One of your mates will offer to navigate. When you buy a used vessel you take on the problems it caused its former captain. Put some more gold into repairs to ready it for adventures in new waters.

●Remodeling Ships

There are a number of ways to adorn your ships. Load guns if you have ambitions to go to war. Change sails if your sailing style changes. Or, protect ships from storms with figureheads.

●Building a New Vessel

Train your mates on small-bodied ships until they have enough experience to handle larger ships. Then, when you have enough gold, build a vessel to suit your needs. If you need

more cargo space for trading, build a **merchant ship**. To battle pirates and other enemies, build a **warship**.

Merchant Ship

Choose a body with a deep hull to carry more goods, and food for the fleet. Allow more room for cargo than for weapons and crew.

Warship

Choose a body with a shallow hull for swift battle maneuvers. Load as many weapons as possible and a hardy crew.

●Update Your Fleet

Updating your fleet can be a tricky business. Follow these suggestions when you want to scrap an old ship and buy another:

1. Go to Ye Olde Inn. Through **Crew-Assign**, reduce the crew on the ship you will scrap. The sailors can be split up among other crews.
2. Go to the shipyard. Sell the empty ship.
3. Purchase a new ship for the fleet.
4. Be sure to bunk men to handle the ship before you set sail again!

• You cannot sell the flagship in which the Captain bunks. Change your flagship while at sea through **Order-Personnel**.

■SAILS AND SHIPS

Whether you seek gold and honor, or adventure and fame, outfit your fleet to suit your needs.

●Sails

3-Point Sails

Triangular sails; effective even against strong headwinds. True skippers call them 'lateens.'

4-Point Sails

Square sails; propel ship faster than lateens.

With 3-point sails, a warship will handle better in war. 3-points are big enough for merchant ships travelling in the Mediterranean region, however 4-points are much more powerful for venturing across the ocean.

●Ships

Caravel

A smaller craft with broad bows, and usually 3 masts, rigged with lateen and

square sails.

The Caravel was the main means of travel and exploration in the 14th century. By the 1400's there were 2 variations on this model, the Latin and Redonda.



Latin

A small craft, easy to maneuver through the inland seas, rigged with lateens.



Redonda

A small craft built for speed, usually rigged with square sails.

Small ships such as the Latin and Redonda do not fare well on the ocean. They are suitable for travelling the coastal sea lanes.



Bergantin

A small craft with a deep hull sailed by merchants.

The Bergantin appears smaller than a Caravel, but in fact has much more storage space in the hull.



Nao

A mid-sized merchant ship often used to carry the fleet's cargo.

Ocean-bound explorers prefer the Nao to the Carrack. It is smaller and easier to handle.



Carrack

A large-bodied ship made to carry heavy artillery. It sails steadily through rough waters.

The high fore and aftercastles of a Carrack were typical of war vessels of the 15th century. Swinging the ship alongside the enemy, sailors would storm across the castles for hand-to-hand combat at sea. Christopher Columbus sailed a Carrack, the **Santa**

Maria, when he ventured to the Americas.




Galleon

A large-scale vessel which requires great skill to maneuver. It can be outfitted with artillery or used peacefully for trade.

The Galleon is the ultimate warship. It towers above other vessels on the seas, and can store more guns than any other ship. One famous Galleon was the **Mayflower**, which the Puritans sailed to North America.

VI. WAR ON THE HIGH SEAS

WAR DISPLAY



1. War Map
2. Enemy fleet (Red)
3. Your fleet (Green)
4. Wind Direction and Velocity
5. Remaining turns
6. War Command Menu

* The flagships of each fleet are marked with 4-point sails. All other ships have 3-point sails.

●Prime Yer Guns!

Keep a lookout ready to spot menacing fleets in hostile waters. Enemy fleets may storm your fleet by surprise, or you can initiate war. Go into war with warships well-armed and handled by experienced crewmen.

In war, you are given a close-up view of the fighting seas. There are rocky areas too dangerous for any ship to enter and small islands dotting coastal regions. Any ship can maneuver through deep surf, but deep-hulled vessels cannot enter the shallows.

●Attack by Day



You can only attack, and must finish all wars, by the light of day. An hourglass drains, showing the remaining time before sunset. The Time display records how many maneuvers you can perform before dark.

■ WAR COMMANDS

MOVE	Position ships to attack
STOP	Maintain position
VIEW	View any ship
FIRE	Fire at distant ships
RUSH	Storm onto an enemy ship
FLEE	Lead fleet away from battle

Some commands require further explanation:



With cursor on a ship, and a command highlighted in menu, push A. Point the arrow (with the + button) to the highlighted space you want to move to, and push A. Depending on the direction of the wind and sailing obstacles, you can move until your mobility points are expended. Sailing next to a ship, you can storm aboard and grapple with the enemy.



Maintain fleet at current position.




Push **Select** to view statistics for every ship in the opposing fleet. The top number represents durability, the bottom number represents crewmen. Crewmen are shown in red if there are less than 100 sailors on board. If there are more than 100 sailors, a number 1/10 the total crew is displayed.



Bombard distant ships and hinder their mobility. This command is only displayed when a ship loaded with guns is within range of enemy ships. Spaces which can be fired upon are highlighted.

Firing Range

GUN	RANGE	POWER
Saker	Short	Weak
Culverin	Long	Weak
Cannon	Short	Strong



"Board 'em me hearties!"

This style of fighting dominated 16th century naval warfare. Sailors would board other ships by maneuvering alongside the enemy and storming across the fore and aftercastles. This command only appears when you move beside an enemy ship.



Retreat your fleet from a perilous battle. Cowardly navigators may be caught as you escape, or disloyal mates may desert your fleet.

●Victory!

You will win the battle if you...

- * eliminate the crew aboard the enemy flagship.
- * force the enemy flagship to retreat. After a battle, the winner plunders the defeated fleet. War spoils include gold, food, water and sometimes valuable treasure!

■ 16th CENTURY GUNS

Whether you plan to restore your family name as a trustworthy merchant or a ruthless pirate, your fleet requires protection. Guns of the 16th century are inaccurate and hard to handle. They fire round balls of iron, or even stone, in a blast of gun powder and flames. Depending on the quality of the powder, the skill of your crewmen and a dip in the waves, larger guns can break enemy ships into splinters. Yet firing power and range differs for each type of gun. A saker is accurate from roughly 1700 paces, a cannon from 2000, and a culverin from about 2500 paces. A weathered captain can guess when his enemy is in range... **Steady as ye fire!**

VII. DATA AND COMMANDS

These brief explanations of data and commands (except war commands) will help you at the outset of the game.

■ DATA

● View-Mates




♣ for hero-only data; ⊙ for mates-only data

Category	Max Value	Information	Other
Yourself		Your Status	The hero is the Captain; mates are navigators or crewmen
Age			Your birthday is in January
Rank	♣	9 ranks to acquire	Fulfill royal requests for higher ranks
Fame	♣ 50,000	Reputation in Portugal	The King looks for heroes
Gold	♣ 60,000	Total gold	Deposit surplus at palace
Loyalty	⊙ 100	Trust in Captain	Reward your mates
Battle Exp		Battle experience	Improves after a war
Battle Level		Strength in battle	Increases with experience

Category	Max Value	Information	Other
Sailing Exp		Sailing experience	Improves while sailing and after finding ports
Sailing Level		Sailing skill	Improves with sailing experience
Leadership	100	Ability to lead the fleet	Set these values for your hero at the outset of a new game. Courage and Strength are battle qualities; Leadership, Intelligence and Wisdom are Sailing qualities.
Strength	100	Determination	
Wisdom	100	Sense of mission	
Courage	100	Bold spirit	
Intelligence	100	Decision making ability	

●View Fleet

Category	Information	Other
Durability	Strength of ship	Used to gauge flotation. Depends on the type of wood used in the hull.
Power	Sailing speed	Depends on number and type of sails
Handling	Strength against head winds	Depends on number and type of sails
Cargo Load	Amount loaded on board	Larger ships can carry larger cargoes
Crewmen	Sailors on board	Larger ships can bunk more sailors
Arms	Number and type of arms on board	A ship can only carry one type of gun

Category	Information	Other
Water		Replenish supplies at port. Transfer between ships to make room for other goods
Food		
Lumber		
Condition	Condition of crew	Depends on food and water rations

* Crew condition drops when:

- 1) food or water runs out while sailing;
- 2) you flee from a battle;
- 3) you reduce sailors rations;
- 4) you recruit new mates.

●View-Port

This information is only available at the lodge.

Category	Max Value	Information	Other
Economic Worth	1000	Success at market	Increases with investment
Economic Investment	60,000	Income from adventurers	
Industrial worth	1000	Success at shipyard	Increases with investments
Industrial Investment	60,000	Income from adventurers	
Support	100%	Which nations are supported	Depends on investments
Prices	150%	Port-wide price index	Average 100%

●Nation Information

This information is only available at the guild.

Category	Max Value	Information	Other
Revenue	60,000	Economic power	Increases as nation gains allies, and with investment
Hostility	100	Animosity for Hero	Affected when hero attacks Spanish or Turkish fleets, decreases over time
Friendship	100	Friendly ties with other nations	Affects chances to gain allies and freely visit certain ports

* The Hero may be prohibited from entering hostile ports.

■ PORT COMMANDS



● The Guild and Ye Olde Inn

Guild	Purchase	Buy items	
	Sell	Sell items	
	Nation Information	Pay for news	
Ye Olde Inn	Crew	Recruit	Recruit crewmen
		Assign	Reassign crewmen
	Find Mates		Hire mates to navigate
	Quit Mates		Fire lazy mates
	Gossip		Have dinner and listen for seafarer news
	Tip		Tip the waitress and listen for news
	Gamble		Play Poker or Black Jack

● Guild Items

Items	Use
Telescope	Spy on distant fleets and spot ports
Sextant	Measure latitude and longitude to calculate position
Speculum	Map out your position
Amulets	Protect from disaster on the high seas
Swords	Gain strength in battle
Icons	Fire cannons with accuracy
Treasure	Gemmed treasures to present to the Princess

● Ye Olde Inn Gambling

Poker	You're up against rogues who play by their own rules, so watch your hand! Drop cards and place your wager. You can sit in as many rounds as you like, unless your opponents decide you've won enough from them.
Black Jack	This dealer won't let you take advantage of him! Place your bet and work your hand up to 21.

●The Marketplace, Palace and Lodge

Marketplace	Sell		Sell goods
	Buy		Buy goods
	View Market		Check rates for specific markets
	Invest		Invest to boost economic worth
Palace	Meet King/Sultan		Meet ruler to view his influence in other lands
	Secret Call		Court the Princess
	Request	Funds	Request gold
		Crew	Request sailors
	Savings		Deposit up to 10,000,000 gold in the ruler's care
Lodge	View	Mates	Review your status or mates
		Fleet	Status of fleet
		Port	Port information
	Lodging		Spend the night

●Goods at Market

Market	Goods	Location
Spice	Pepper, Cinnamon, Nutmeg, Pimento, Cloves	Southeast Asia, The Americas
Food	Olive Oil, Grapes, Sugar, Cheese, Grain	Europe, The Americas
Metals	Gold, Silver	Africa, Asia
Gems	Quartz, Coral, Ivory, Pearl	Africa, Middle East, The Americas
Textiles	Cotton, Raw Silk, Wool, Cloth, Silk	Europe & distributed throughout world
Other	Firearms, Wood, Porcelain, Artwork, Carpet	Europe & distributed throughout world

●The Palace

In Lisbon, you will not be allowed on palace grounds before the King assigns you a task. Fulfill the task and you may come and go as you please. The Princess is always interested in your adventures!

A ruler must grant approval for you to invest in his empire. This is possible in the palaces of Portugal, Spain and Turkey. Meet with the King or Sultan to learn the status of each nation.

● The Shipyard and Harbor

Shipyard	Buy	Buy Used Ship	Buy a ship that has seen rough seas
		Build New Ship	Design a new ship
	Sell		Sell a ship. Take all sailors off and bunk on other ships before sale (Ye Olde Inn-Crew)
	Fix		Make repairs to fleet
Remodel	Guns		Buy new guns. The shipyard master will buy old guns for 1/2 price
		Sails	Change sails
		Figurehead	Adorn bow of ship for good luck
		Rename Ship	Rename for a small fee
Harbor	Sail		Shove off for a new adventure. Be sure to stock up for the voyage ahead
	Restock		Restock water, food and lumber
	Transfer		Transfer supplies between ships

■ SAILING COMMANDS

Command	Sub-command	Use
Move	Direction	Tack to change direction
	Cast Anchor	Furl the sails and drop anchor. Use the same command to set sail again
Look	Inspect	Send up a lookout with a telescope to spy on a distant fleet or port
	Survey	Use sextant to calculate your position
	Negotiate	Exchange news with a nearby fleet
Battle		Attack a nearby fleet under the light of day
Debarck	Port Call	Pull into harbor
	Go Ashore	Drop anchor and row to land
Information (Info)	Fleet	View status of fleet
	Cargo	Review goods on board
	Land	You need one special item to view a map of the shoreline
	Mates	View the status of your mates or yourself
	Items	Check items in your keep
Order	Ration	Change food and water rations for crew
	Distribute	Reward a mate with a bit o'gold
	Personnel	Reassign navigators or flagship
	Dispose	Scuttle a ship in the deep blue. To scrap flagship, first reassign Captain to another vessel

■ COMMANDS ON SHORE

Sail		Set sail into the mighty deep
Fix		Use the lumber on board to make repairs to fleet
Wait		Wait out a fleet from your position. Push A to give further orders
Search	Water	Search for a fresh spring
	Treasure	Treasure hunt. Are you on a specific quest?
Transfer	Crew	Reassign crewmen to other vessels
	Cargo	Transfer any cargo between ships

VIII. THE AGE OF EXPLORATION

Life as a 15th century sailor was not for the weak of heart. The lure of sailing into waters never traversed led many brave men to their demises. Few were fortunate enough to join up with captains who could navigate them toward riches and fame.

Many men anxiously awaited a captain with valiant purpose to dock at their port. Swaggering down to the wharf they eagerly studied the captain's fleet. Was it headed for the vast & open sea? What kind of guns were loaded? Were the sails weathered enough for easy handling? All these questions figured into their hopes for the voyage ahead.

Once the fleet set sail, the crewmen faced the challenges of life on an

ever-churning sea. Climbing up into the rigging, they set the mainmast and topgallants as the ship swung them from side to side far above the deck. When the sails caught the wind, the ship pounded its bow deep into the waves to spring forth across the seas. Waves crashed with each blow, spraying the dauntless crewmen.

The thrill of the thunderous seas wore off as the ships exited familiar waters. Dread of the unknown passed over the ship and the sailors longed for what little comforts they were allowed. Never mind dry clothes or a basin of clean bath water. Those were impossibilities when surrounded by an endless supply of salt water. And, food rations grew smaller than



promised at the start of the voyage.


Day to day the sailors were fed salted meat and biscuit. Occasionally they were allowed a ration of beans or peas, or perhaps some hot gruel if the cook deprived everyone of a bit of water for the pot. A sailor could subsist for some time on this kind of diet, but with difficulties. Lack of variety in their diet led to dreaded deep sea diseases such as yellow jack, typhus, scurvy, and violent seasickness.

Despite these hardships, the seafaring life was glorious and full of riches if a sailor hooked up with a determined captain. The coastal sea lanes around Europe were well-traversed by merchants. For a while, the fleet of the Ottoman Empire (Turkey) controlled the Mediterranean routes. However, as trade by sea

became more prevalent, Spain and Portugal appeared on the scene.

In Portugal, **Prince Henry the Navigator** (1394-1460) helped finance ambitious captains, although he himself never navigated a journey. Sailors were anxious to join noble fleets which sailed under the King's flag. They would be handsomely rewarded if they returned with proof of landings in foreign lands.

Despite fear of the unknown, the tale of **Prester John** prompted many navigators to venture into uncharted waters. Rumor had it that Prester John ruled over 72 states of a land devoted to Christianity. Many men sailed out under the auspices of the church to find this legendary kingdom.



In effect, the legend of Prester John led to the discovery of distant lands. In 1488, **Bartholomeu Dias** sailed southward from Europe to battle the treacherous seas off the west coast of Africa. Long into the voyage, all food went bad and the water supply was depleted. After sailing for many days without provisions they finally landed at the southern most tip of Africa, naming their landing point the **Cape of Good Hope**.

More celebrated are the voyages of **Christopher Columbus** and **Vasco da Gama**. In 1492, Columbus' well-known discovery of a vast land to the west, which he claimed was **India**, was one of the greatest navigating victories yet. **Amerigo Vespucci** later renamed his discovery as the **Americas**. Then in 1497, Vasco da Gama returned to

Portugal with spices and dyes, proving he had landed and traded in India. Having navigated the path to the east, he opened up a new trade route for Europe.

Under the command of any of these valiant captains, sailors were sure to reap riches and fame by the end of a tiresome voyage. Prompted by their desire for a more luxurious life, sailing merchants strove to open quicker and cheaper trade routes. Their competitive adventures were the inspiration behind trade on the high seas.



TRADING GOODS FROM DISTANT LANDS

Life changed for Europeans when Vasco da Gama opened up a trade route to India. Confined until then to salting to preserve meats and fish, Indian spices introduced an entirely new range of flavor.



Pepper

An Indian spice. Pepper became a highly valued medium of trade between east and west when introduced in Europe.



Cinnamon

The dried out bark of the cinnamon tree. The trees grew up to 30 feet tall in the climate of Ceylon and the Seychelle Islands.



Nutmeg

The dried seed of the nutmeg tree. Imported to Europe from the distant Spice Islands.



Pimento

Type of red pepper found in the tropical zone of the Americas. First introduced to Europe by Columbus, it gradually spread eastward with trade.



Clove

Dried flower buds valued for their sweet flavor and aroma. Clove existed as a main medium of trade for many years.

90-DAY LIMITED WARRANTY

Koei Corporation warrants to the original consumer purchaser that this Nintendo Game Pak (PAK) shall be free from defects in material and workmanship for a period of 90 days from date of purchase. If a defect covered by this warranty occurs during this 90-day warranty period, Koei will repair or replace the PAK, at its option, free of charge.

To receive this warranty service:

1. DO NOT return your defective Game Pak to retailer.
2. Notify Koei Corp. of the problem requiring warranty service by calling our **Technical Support Dept.** at **(415) 348-0500**, between the hours of **9:00 A.M. to 5:00 P.M. Pacific Standard Time, Monday through Friday.**

3. If the Koei Service Representative is unable to solve the problem by phone, you will be provided with a Return Authorization number. Simply record this number on the outside packaging of your defective PAK, enclose your name, address and phone number, and return your PAK, **FREIGHT PREPAID AND INSURED FOR LOSS OR DAMAGE**, together with your sales slip or similar proof-of-purchase (UPC code) within the 90-day warranty period to :

Koei Corporation
One Bay Plaza, Suite 540
1350 Bayshore Hwy.
Burlingame, CA 94010.

This warranty shall not apply if the PAK has been damaged by negli-

gence, accident, unreasonable use, modification, tampering, or by other causes unrelated to defective materials or workmanship.

■ Repairs/Service After Expiration of Warranty

If the PAK develops a problem requiring service after the 90-day warranty period, you may contact the Koei Technical Support Dept. at the phone number noted above. If the Koei Service Representative is unable to solve the problem by phone, you may be advised of the approximate cost for

Koei to repair or replace the PAK and provided with a Return Authorization number. Record this number on the outside packaging of defective PAK and return the merchandise, FREIGHT PREPAID AND INSURED FOR LOSS OR DAMAGE, to Koei, and enclose a check or money order payable to **Koei Corporation** for the cost quoted to you. If after personal inspection, the Koei Service Representative determines the PAK cannot be repaired, it will be returned and your payment refunded.

WARRANTY LIMITATIONS

ANY APPLICABLE IMPLIED WARRANTIES, INCLUDING MERCHANTABILITY AND FITNESS FOR A PARTICULAR PURPOSE ARE HEREBY LIMITED TO NINETY DAYS FROM THE DATE OF PURCHASE AND ARE SUBJECT TO THE CONDITIONS SET FORTH HEREIN. IN NO EVENT SHALL KOEI BE LIABLE FOR CONSEQUENTIAL OR INCIDENTAL DAMAGES RESULTING FROM THE BREACH OF ANY EXPRESS OR IMPLIED WARRANTIES.

The provisions of this warranty are valid in the United States only. Some states do not allow limitations on how

long an implied warranty lasts or exclusion of consequential or incidental damages, so the above limitations or exclusion may not apply to you. This warranty gives you specific legal rights, and you may also have other rights which vary from state to state.

COMPLIANCE WITH FCC REGULATIONS

This equipment generates and uses radio frequency energy and if not installed and used properly, that is, in strict accordance with the manufacturer's instructions, may cause interference to radio and television reception. It has been type tested and found to comply with the limits for a Class B computing device in accordance with the specifications in Subpart J of Part 15 of FCC Rules, which are designed to provide reasonable protection against such interference in a residential installation.

However, there is no guarantee that interference will not occur in a particular installation. If this equipment does cause interference to radio or television reception, which can be

determined by turning the equipment off and on, the user is encouraged to try to correct the interference by one or more of the following measures:

- Reorient the receiving antenna
- Reorient the NES with respect to the receiver
- Move the NES away from the receiver
- Plug the NES into a different outlet so that the Control Deck and receiver are on different circuits.

If necessary, the user should consult the dealer or an experienced radio/television technician for additional suggestions. The user may find the following booklet prepared by Federal Communications Commission helpful; **How to Identify and Resolve Radio-TV Interference Problems.**

This booklet is available from the U.S. Government Printing Office, Washington, D.C. 20402, Stock No. 004-000-00345-4.

KOEI, We Supply The Past, You Make The History!

Genghis Khan[®]

Conquests of Love and War

As Richard the Lion Hearted, the Shogun or even the great Khan himself, carve a path of conquest through Asia and Europe. With everything from fighting duels to raiding towns, Genghis Khan takes strategy games to a new level of sophistication.




Features: 1-4 players,
2 scenarios, 5 levels of
difficulty, 2 meg cartridge,
102K RAM and battery
back up to save games.

BANDIT KINGS OF ANCIENT CHINA[™]

Join History's Greatest Band of Outlaws

Gao Qiu has seized authority of ancient China. As a Bandit King, help defend Gao Qiu and restore the glory of days past. Ally, conquer and celebrate! But stay alert... in the end who will be victorious? You or Gao Qiu?



*Features: 1-7 players,
4 scenarios, over 250
characters, 3 meg
cartridge, 128K RAM and
battery back up to save
games.

KOEI, We Supply The Past, You Make The History!

Control Ancient China

The Second Han Dynasty is crumbling! As one of 350 generals, you are determined to beat your enemies as you struggle for control of the country.

Romance of The Three Kingdoms[®]



AWARD
WINNING HIT!!

*Features: 1-8 players,
5 scenarios, over 250
characters, 2 meg
cartridge, 192K RAM
and battery back up to
save games.

Romance[®] of The Three Kingdoms II



AWARD
WINNING HIT!!

*Features: 1-12 players,
6 scenarios, over 400
characters, 4 meg
cartridge, 256K RAM
and battery back up to
save games.

KOEI, We Supply The Past, You Make The History!

Return to a World of Loyalty & Honor

As a 16th century warlord, you'll embark on an epic quest to unify Japan. Vying for power and territory, you'll command vast armies of samurai warriors, defend yourself against ninja assassins, lay siege against mighty fortresses, negotiate alliances and confront your enemies in deadly combat!

Nobunaga's Ambition®


AWARD
WINNING HIT!!



*Features: 1-8 players, 2 scenarios, over 250 characters, 5 levels of difficulty, 2 meg cartridge, 192K of RAM and battery back-up to save games.

Nobunaga's Ambition II®


AWARD
WINNING HIT!!



*Features: 1-4 players, 2 scenarios, over 400 characters, 5 levels of difficulty, 3 meg cartridge, 128K RAM and battery back-up to save games.

KOEI, We Supply The Past, You Make The History!

L'EMPEREUR™

Relive the History.

After the French Revolution, a man of great ambition emerged. His name was Napoleon Bonaparte. Live the life of Napoleon as he rises to power, starting out as a mere commander and eventually earning respect as Emperor. Organize your troops and lead them into battles against the super powers of the era. Napoleon was a hero of great ambition and distinction, can you live up to his reputation?

*Features 1 player, 4 scenarios, over 250 characters, 3 meg cartridge, 128K RAM and battery back up to save game.

