




60 LEVERONI COURT • NOVATO, CA 94949 • (415) 883-3000
PRINTED IN JAPAN

EmuMovies



INSTRUCTION BOOKLET


WARNING: PLEASE READ THE ENCLOSED CONSUMER INFORMATION AND PRECAUTIONS BOOKLET CAREFULLY BEFORE USING YOUR NINTENDO® HARDWARE SYSTEM OR GAME PAK.

COPYRIGHT © 1993 TWILIGHT. COPYRIGHT © 1996 MINDSCAPE INC. A SOFTWARE TOOLWORKS COMPANY. ALL RIGHTS RESERVED.
ALFRED CHICKEN IS A TRADEMARK OF TWILIGHT. MINDSCAPE AND ITS LOGO ARE REGISTERED TRADEMARKS OF MINDSCAPE INC. THE SOFTWARE TOOLWORKS AND ITS LOGO ARE REGISTERED TRADEMARKS OF THE SOFTWARE TOOLWORKS, INC.



60 Leveroni Court
Novato, CA 94949
(415) 883-3000

LICENSED BY



NINTENDO, NINTENDO ENTERTAINMENT SYSTEM, AND THE OFFICIAL SEALS ARE REGISTERED TRADEMARKS OF NINTENDO OF AMERICA INC. © 1991 NINTENDO OF AMERICA INC.



THIS OFFICIAL SEAL IS YOUR ASSURANCE THAT NINTENDO HAS APPROVED THE QUALITY OF THIS PRODUCT. ALWAYS LOOK FOR THIS SEAL WHEN BUYING GAMES AND ACCESSORIES TO ENSURE COMPLETE COMPATIBILITY WITH YOUR NINTENDO ENTERTAINMENT SYSTEM. ALL NINTENDO PRODUCTS ARE LICENSED BY SALE FOR USE ONLY WITH OTHER AUTHORIZED PRODUCTS BEARING THE OFFICIAL NINTENDO SEAL OF QUALITY.

Mr. Peckles says, "Read this booklet, so you can give Alfred all the help he needs!"

**Alfred sends this message from Wild World,
"Thanks for helping me battle the evil
MEKA-CHICKENS!"**

MR. PECKLES' TABLE OF CONTENTS

The Meko-Chicken Threat.....	1
Game Controls	2
Starting The Game	4
Completing The Mission.....	5
Helpful Objects.....	7
The Enemies.....	8
Mr. Peckles Hints & Tips.....	10



THE MEKA-CHICKEN THREAT

**WE, THE MEKA-CHICKENS,
HAVE EGGNAPPED BILLY
AND HIS BROTHERS TO
USE IN OUR EVIL CLONING
EXPERIMENTS !!**

P.S. WE HAVE FLOELLA TOO.



GAME CONTROLS

Control Pad

- ◀ Move Alfred left.
- ▶ Move Alfred right.
- ▲ Enter a door.
- ▼ Peck when standing.
Dive bomb when falling.

Note: Dive bombing destroys the monsters, but be careful, some monsters can defend against it!

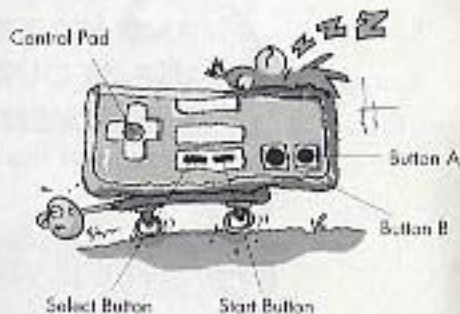
Swimming

When Alfred is in the water he swims like a duck. Press ▲ ▼ ◀ and ▶ to help Alfred swim up, down, left, and right.

Start Button

At the title screen, press **Start** to begin the adventure!

During the game, press **Start** to pause and un-pause.



B Button

Bombs: If Alfred has the pot of Jam, press **B** to fire a bomb.

Bullets: Press **B** to fire a large bullet when Alfred battles a Meka-Chicken.

A Button

Jumping: Press **A** to make Alfred jump when standing—the longer you hold the button down the higher he jumps!

Spring: Press **A** to give Alfred extra lift when he bounces off a spring.

Falling: Press **A** to slow Alfred's fall.



STARTING THE GAME

To play. Make sure your Nintendo Entertainment System (NES) is turned **off**. Put the *Alfred Chicken* Game Pak in the NES and turn **on** the power.

Title Screen. Press **Start** to begin the game.

Game Screen

Press **Start** to see important information at the bottom of the game screen.

1. Score.
2. Number of balloons left to collect.
3. Bonus time remaining.
4. Number of diamonds remaining.
5. Number of Alfreds remaining.

Press **Start** again to keep playing.



COMPLETING THE MISSION

Balloons

Alfred must peck all balloons on each level. The last balloon floats Alfred to Mr. Peckles' Space Lab, where he gets points and extra lives based on bonuses.



Diamonds

A girl's best friend, diamonds are Floella's favorite. There are 60 diamonds on each level. Mr. Peckles awards points for each, or an extra life for all 60 of them.



Doorways

Doors connect the rooms on each level. Some lead to secret rooms, so try them all!



Buttons

Buttons turn certain blocks on or off, and help get to other parts of the level.




Bonuses

Collect bonuses on each level. Mr. Peckles awards one extra life for every hundred collected. Look out for these:



Mr. Peckles Space Lab

This is where Mr. Peckles rewards Alfred for his bravery.



On/Off Blocks

Alfred affects some things in the game by pecking these blocks.



Springs

Alfred can spring to high or hard to reach places. When Alfred jumps on a spring it bounces him into the air. Press **A** to make him bounce higher.



Ice

Alfred can either peck or dive bomb through ice. (Diving is faster!)



HELPFUL OBJECTS



Watering can

There is one on each of the worlds. Some are very well hidden, so look hard. Mr. Peckles awards an extra life for every can Alfred finds.



Can O Worms

Collect this to give Alfred a worm that spins around him, destroying monsters and breaking through ice blocks.



Egg cup

Gives one extra life.



Present

This makes Alfred invincible for a little while.

TIME TORN



Clock

Gives 150 extra time units.



Bonus Game

Alfred gets 50 points for each present collected. If all the presents are collected then Mr. Peckles will award one extra life.



THE ENEMIES

Here are some of the enemies Alfred meets. Watch out! There are many more waiting to foil Alfred's mission.

Mino - The whale

An engine propelled monster found under water. If Alfred touches Mino, he meets a watery end!



Mag-Mine

Peck the On/Off block to activate and deactivate the Mag-Mine. When active, it is attracted to Alfred. Alfred should only touch the Mag-Mine in a dive bomb, which bounces him into the air. Alfred can use this to reach normally impossible places.



Byron Snail

He looks harmless enough, but Alfred better not touch him!



The Control Mine

The Control Mine is guided by the direction of the arrow on the Control Block. The mine is the only thing that can break through the Grim Blocker.



Grim Blocker

The Grim Blocker is normally found blocking Alfred's path.



The Control Block

Peck the Control Block, to change it into an arrow. Peck it again to move the arrow in a clockwise or counterclockwise direction (depends on the side where Alfred stands).



THE EVIL MEKA-CHICKENS

They designed and built all the obstacles to stop Alfred from rescuing Billy and his brothers. Alfred must defeat all the Meka-Chickens before he can make the rescue.

When Alfred meets a Meka-Chicken, he flies in his Meka-Buster Ship, which fires large bullets. To help fly the Meka-Buster use the Control Pad to aim and **B** to fire.



p.s. They only have one weak point. Find it and blast away.



MR. PECKLES HINTS & TIPS

Mr. Peckles Secret Room

On each level, if you look hard enough, you will find a door to a secret room. When in there, if you pick up the telephone, Mr. Peckles will give you a pot of jam.


Pot of Jam

This special jam pot lets Alfred fire bombs at monsters. Also use the bombs to find secret blocks, collect bonuses, shoot directional indicators, and activate On/Off blocks.



Moving Platforms

Some platforms follow paths around the map. These appear as dotted lines.



Secret

This game has loads of secret and hidden parts – things that can be triggered by shooting them, invisible springs that appear when landed on, walls that can be walked through, and lots more.



You have read the book – now play the game!



Limited Warranty Nintendo Game Paks

Mindscape Inc. warrants to the original purchaser of this product that the recording medium on which the Game Pak is recorded will be free from defects in material and workmanship for ninety (90) days from the date of purchase. Defective media returned by the purchaser during the ninety (90) day period will be replaced without charge, provided the the returned media have not been subjected to misuse, damage, or excessive wear.

Return defective media to point of purchase. You must include a dated proof of purchase, a brief statement describing the defect, and your return address.

Mindscape Inc. does not warrant that the Game Pak will meet the purchaser's specific requirements. ANY STATEMENTS MADE CONCERNING THE UTILITY OF THE GAME PAK ARE NOT TO BE CONSTRUED AS EXPRESS OR IMPLIED WARRANTIES.

THIS WARRANTY IS IN LIEU OF ALL OTHER WARRANTIES, WHETHER ORAL OR WRITTEN, EXPRESS OR IMPLIED. ANY IMPLIED WARRANTIES INCLUDING IMPLIED WARRANTIES OF MERCHANTABILITY AND FITNESS FOR A PARTICULAR PURPOSE, ARE EXCLUDED.

IN NO EVENT WILL MINDSCAPE INC. BE LIABLE FOR INCIDENTAL OR CONSEQUENTIAL DAMAGES OF ANY KIND IN CONNECTION WITH THE GAME PAK.

Some states do not allow the exclusion or limitation of incidental or consequential damages or limitations on how long an implied warranty lasts, so the above limitation or exclusion may not apply to you. This warranty gives you specific legal rights, and you may also have other rights which vary from state to state. Address all correspondence to: Mindscape Inc., 60 Leveroni Court, Novato, CA 94949, or call:

USA (415) 883-5157

TECHNICAL SUPPORT

For technical support in the USA:

Mindscape Inc.
From The Software Toolworks, Inc.
60 Leveroni Court, Novato, CA 94949
Telephone: (415) 883-5157
Fax: (415) 883-0367