



Nintendo of America Inc.
P.O. Box 957, Redmond, WA 98052 U.S.A.

PRINTED IN JAPAN

PRO WRESTLING

INSTRUCTION BOOKLET



SPORTS
SERIES

Look for this seal on all software and accessories for your Nintendo Entertainment System. It represents Nintendo's commitment to bringing you only the highest quality products. Items not carrying this seal have not been approved by Nintendo, and are not guaranteed to meet our standards of excellence in workmanship, reliability and most of all, entertainment value.



Thank you for selecting the Nintendo® Entertainment System™ Pro Wrestling Pak.

OBJECT OF THE GAME/GAME DESCRIPTION

Enjoy two player wrestling action, or play one player against the computer. Choose your wrestler from a list of six tough characters. Each opponent has his own strengths, weaknesses, and special trick moves. Whether climbing the ropes for a crushing kneedrop, or flying over the ropes for some out-of-ring trickery, the challenge of Pro Wrestling action never stops.

Please read this instruction booklet to ensure proper handling of your new game, and then save the booklet for future reference.

1. PRECAUTIONS

- 1) This is a high precision game. It should not be stored in places that are very hot or cold. Never hit it or drop it. Do not take it apart.
- 2) Avoid touching the connectors, do not get them wet or dirty. Doing so may damage the game.
- 3) Do not clean with benzene, paint thinner, alcohol or other such solvents.

NOTE: In the interest of product improvement, Nintendo Entertainment System specifications and design are subject to change without prior notice.

Nintendo of America Inc.
© 1987 Nintendo

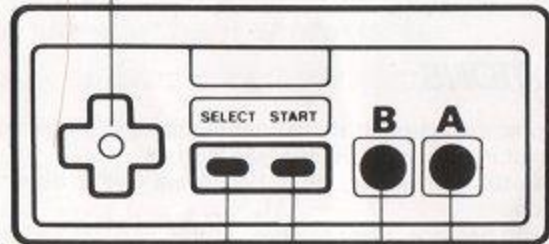
2. NAMES OF CONTROLLER PARTS AND OPERATING

Controller 1/Controller 2

Controller 1 – for 1 player game

Controller 2 – for second player in 2 player game

+ Control Pad



SELECT button

START button

A button

B button

INSTRUCTIONS

A button

Used to select throws and other techniques.

B button

Used to select throws and other techniques.

+ Control Pad

Used to select your wrestler.

to move your wrestler.

to select throws and other techniques.

(Please refer to "CONTROLLING WRESTLERS".)

SELECT button

Used to select 1 player or 2 player game.

START button

Press this button to begin, and to interrupt play in the middle of a match.

Pause:

If you wish to interrupt play in the middle of a match, press the START button. The wrestlers and referee will disappear. Press the START button again when you wish to continue the match.

*The SELECT and START buttons are not used on Controller 2.

3. HOW TO PLAY


Press the START button during the title display or the demonstration match and the game selection display will appear.



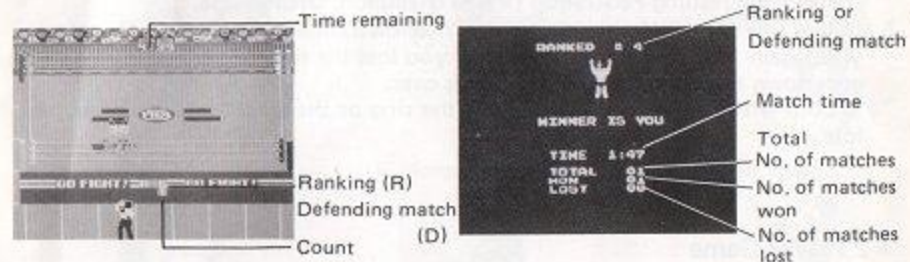
Title Display



Game Selection Display

Use the SELECT button to select the 1 player or 2 player game. Next, choose wrestlers with the  Control Pad. In the 1 player game the wrestlers are controlled with Controller 1, and in the 2 player game they are controlled with Controllers 1 and 2. Press the START button to start the match.

■ 1 Player Game



Rules

1. The 1 player game is a 5-minute single match play against the computer.
 2. The player starts with a 5th place ranking. Your ranking goes up each time you win a match and down each time you lose. If you drop to 6th place, the game is over.
 3. When you reach 1st place ranking, you'll fight a title match with a Video Wrestling Association (VWA) champion. If you win, you become VWA champion. If you lose, your ranking drops to 2nd place.
- * King Slender is usually VWA champion at the start of each game, but if the player selects King Slender as their wrestler, Giant Panther becomes the VWA champion.

4. Once you become VWA champion, you have to defend your title. If you defend it successfully 10 times in a row, you have to fight a title match with the Video Wrestling Federation (VWF) champion, Great Puma.
5. If you lose the VWA title match, you're allowed one return match. If you win, you regain VWA championship. But if you lose the return match, your ranking goes down to 2nd place and the game is over.
- * If both wrestlers are downed outside the ring or the game ends in a draw, you lose.

■ 2 Player Game

The 2 player game is a two-out-of-three fall match with no time limit. The first wrestler to pin his opponent twice wins.

VWA, VWF Rules

- If you're outside the ring for a count of 20, you lose.
- If you stand on the top rope for a count of 5, you lose by penalty.

1. Back Brain Kick



2. Somersault Kick



3. Flying Cross Chop



4. Karate Kick



5. Mongolian Chop



6. Iron Claw



7. Head Butt



8. Piranha Bite



9. Outlaw Choke



10. Back Breaker



5. MEET THE WRESTLERS



Wrestler No. 1 The invincible warrior
FIGHTER HAYABUSA

Height: 6'2" Born: September 18, 1951
Weight: 230 lbs Birthplace: Okinawa, Japan
Judo expert, Special technique: Back Brain Kick



Wrestler No. 2 Super space-traveller
STARMAN

Height: 6'3" Born: Unknown
Weight: 220 lbs Birthplace: Mazatlan, Mexico (assumed)
Special techniques: Somersault Kick, Flying Cross Chop



Wrestler No. 3 A living karate tool
KIN CORN KARN

Height: 6'1" Born: August 4, 1942
Weight: 280 lbs Birthplace: Pusan, Korea
Karate expert, Special techniques: Mongolian Chop, Karate Kick



Wrestler No. 4 The ultimate human weapon
GIANT PANTHER

Height: 6'6" Born: November 5, 1952
Weight: 320 lbs Birthplace: Texas, USA
Former football star, Special techniques: Iron Claw, Head Butt



Wrestler No. 5 Half-piranha, half-man
THE AMAZON

Height: 6'1" Born: Unknown
Weight: 230 lbs Birthplace: Unknown
Special techniques: Piranha Bite, Outlaw Choke



Wrestler No. 6 Cold-blooded warrior, Jr.
KING SLENDER

Height: 6'5" Born: February 9, 1961
Weight: 280 lbs Birthplace: Georgia, USA
VWA champion, Special technique: Back Breaker



Wrestler No. 7 The perfect wrestler
GREAT PUMA

Height: 6'4" Born: Unknown
Weight: 250 lbs Birthplace: Caracas, Venezuela (assumed)
VWF champion

6. ALARMS

- Timer Alarm:** Rings both a 1 minute warning, and a 30 second warning.
Stamina Alarm: Rings when a wrestler starts to weaken, then again when he is about to go down from exhaustion. Each ring has a different sound.

COMPLIANCE WITH FCC REGULATIONS

This equipment generates and uses radio frequency energy and if not installed and used properly, that is, in strict accordance with the manufacturer's instructions, may cause interference to radio and television reception. It has been type tested and found to comply with the limits for a Class B computing device in accordance with the specifications in Subpart J of Part 15 of FCC Rules, which are designed to provide reasonable protection against such interference in a residential installation. However, there is no guarantee that interference will not occur in a particular installation. If this equipment does cause interference to radio or television reception, which can be determined by turning the equipment off and on, the user is encouraged to try to correct the interference by one or more of the following measures:

- Reorient the receiving antenna
- Relocate the NES with respect to the receiver
- Move the NES away from the receiver
- Plug the NES into a different outlet so that computer and receiver are on different circuits.

If necessary, the user should consult the dealer or an experienced radio/television technician for additional suggestions. The user may find the following booklet prepared by the Federal Communications Commission helpful:

How to Identify and Resolve Radio-TV Interference Problems.

This booklet is available from the U.S. Government Printing Office, Washington, D.C. 20402, Stock No. 004-000-00345-4.

MEMO

MEMO

90-DAY LIMITED WARRANTY NINTENDO GAME PAKS

90-DAY LIMITED WARRANTY:

Nintendo of America Inc. ("Nintendo") warrants to the original consumer purchaser that this Nintendo Game Pak ("PAK") (not including Game Pak Accessories or Robot Accessories) shall be free from defects in material and workmanship for a period of 90 days from date of purchase. If a defect covered by this warranty occurs during this 90-day warranty period, Nintendo will repair or replace the PAK, at its option, free of charge.

To receive this warranty service:

1. DO NOT return your defective Game Pak to the retailer.
2. Notify the Nintendo Consumer Service Department of the problem requiring warranty service by calling: Outside Washington State (800) 422-2602, or Inside Washington State (206) 882-2040. Our Consumer Service Department is in operation from 8:00 A.M. to 5:00 P.M. Pacific Time, Monday through Friday.
3. If the Nintendo service technician is unable to solve the problem by phone, he will provide you with a Return Authorization number. Simply record this number on the outside packaging of your defective PAK, and return your PAK freight prepaid, at your risk of damage, together with your sales slip or similar proof-of-purchase within the 90-day warranty period to:

Nintendo of America Inc.
NES Consumer Service Department
4820 - 150th Avenue N.E.
Redmond, WA 98052

This warranty shall not apply if the PAK has been damaged by negligence, accident, unreasonable use, modification, tampering, or by other causes unrelated to defective materials or workmanship.

REPAIRS AFTER EXPIRATION OF WARRANTY:

If the PAK develops a problem after the 90-day warranty period, you may contact the Nintendo Consumer Service Department at the phone number noted above. If the Nintendo service technician is unable to solve the problem by phone, he may provide you with a Return Authorization number. You may then record this number on the outside packaging of the defective PAK and return the defective PAK freight prepaid to Nintendo, enclosing a check or money order for \$10.00 payable to Nintendo of America Inc. Nintendo will, at its option, subject to the conditions above, repair the PAK or replace it with a new or repaired PAK. If replacement PAKS are not available, the defective PAK will be returned and the \$10.00 payment refunded.

WARRANTY LIMITATIONS:

ANY APPLICABLE IMPLIED WARRANTIES, INCLUDING WARRANTIES OF MERCHANTABILITY AND FITNESS FOR A PARTICULAR PURPOSE, ARE HEREBY LIMITED TO NINETY DAYS FROM THE DATE OF PURCHASE AND ARE SUBJECT TO THE CONDITIONS SET FORTH HEREIN. IN NO EVENT SHALL NINTENDO BE LIABLE FOR CONSEQUENTIAL OR INCIDENTAL DAMAGES RESULTING FROM THE BREACH OF ANY EXPRESS OR IMPLIED WARRANTIES.

The provisions of this warranty are valid in the United States only. Some states do not allow limitations on how long an implied warranty lasts or exclusion of consequential or incidental damages, so the above limitations and exclusion may not apply to you. This warranty gives you specific legal rights, and you may also have other rights which vary from state to state.