



Ocean of America, Inc.
1855 O'Toole Avenue, Suite D-102
San Jose, California 95131

Jurassic Park TM & © 1992 Universal City Studios, Inc.
and Amblin Entertainment, Inc.

Printed in Japan



INSTRUCTION MANUAL



WARNING: PLEASE READ THE ENCLOSED CONSUMER INFORMATION AND PRECAUTIONS BOOKLET CAREFULLY BEFORE USING YOUR NINTENDO® HARDWARE SYSTEM OR GAME PAK.



THIS OFFICIAL SEAL IS YOUR ASSURANCE THAT NINTENDO HAS APPROVED THE QUALITY OF THIS PRODUCT. ALWAYS LOOK FOR THIS SEAL WHEN BUYING GAMES AND ACCESSORIES TO ENSURE COMPLETE COMPATIBILITY WITH YOUR NINTENDO ENTERTAINMENT SYSTEM. ALL NINTENDO PRODUCTS ARE LICENSED BY SALE FOR USE ONLY WITH OTHER AUTHORIZED PRODUCTS BEARING THE OFFICIAL NINTENDO SEAL OF QUALITY.

LICENSED BY



NINTENDO AND NINTENDO ENTERTAINMENT SYSTEM ARE REGISTERED TRADEMARKS OF NINTENDO OF AMERICA INC.

CONTENTS

They're Back	2
Controls	4
Screen Display	5
Options	6
How To Play	7
Objects To Pick Up	14
Obstacles	16
Game Levels	17
Hints and Tips	23
Dinosaurs	24
Limited Warranty	29

THEY'RE BACK.

Extinct for eons, the most awesome creatures ever to walk the earth have been brought back to life by astounding biotech advances. These breathtaking behemoths have been unleashed to roam the most incredible animal preserve of all time ... man and dinosaurs together ... JURASSIC PARK.

Now, you've been cast in a starring role in this sensational saga. As Dr. Alan Grant, world-renowned paleontologist, your adventure begins on a mysterious fog-shrouded island off Central America, where an untamed, primitive world has been created. Controlled by a vast supercomputer complex, the most privileged visitors are invited to experience its terrifying wonders in complete safety ... until something goes terribly wrong.

A computer malfunction has caused the release of hundreds of fearsome prehistoric predators. Vicious raptors, spitters and tyrannosaurs are threatening to overrun even the fortified visitor's compound ... and two children, Tim and Lex, are lost in the island's jungle wilderness. To find and rescue them, you'll have to face some of history's most powerful and deadly carnivores.

The perilous primeval world of JURASSIC PARK awaits!



CONTROLS

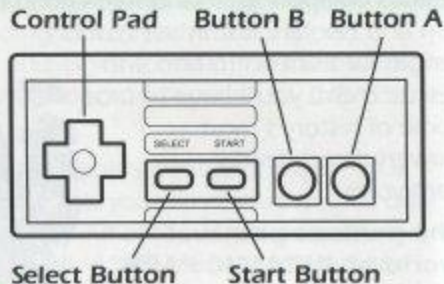
Control Pad: Moves you up, down, left, right, and diagonally.

Start Button: Starts and pauses the game.

Select Button: Changes the type of Gun Magazine used (you cannot select another type if it has no bullets).

A Button: Causes you to jump (doesn't work on some levels).

B Button: Fires your weapon (doesn't work on some levels).



SCREEN DISPLAY

1 POWER BAR: Shows how much power you have.

2 LIVES: The number of lives remaining.

3 TYPE OF BULLETS: The color of the ball icon tells you which ammo you're using (see GUN MAGAZINES, page 14).

4 NUMBER OF BULLETS: How many bullets you have.

5 EGGS/BOMB COUNTDOWN: The number of eggs still to be collected in current level –OR– the countdown to a bomb explosion.

6 SCORE



OPTIONS

The Option Screen displays the following options:

START: Starts the game with the options that are displayed.

HI SCORE: Displays the Hi Score Screen.

SOUND OPTIONS: Chooses between Music Only, Sound Effects Only, Sound Off, and Sound On.

ONE OR TWO PLAYERS: Chooses the number of players.



HOW TO PLAY

As a world-renowned paleontologist, you were invited to a special preview of Jurassic Park. But your dream of a lifetime became a nightmare when a system failure released the dinosaurs from their carefully-constructed pens. Now they have overrun the island, and only three human survivors are left: yourself and two children, nine-year-old Tim Murphy and his twelve-year-old sister, Alexis.

Your task, Dr. Grant, is to rescue Tim and Lex and escape from the island, using any means necessary to avoid being eaten.



You will encounter many hazards along the way. These include:

A stampeding herd of Triceratops.

Groups of small, yet deadly, Compsognathus.

Your chief adversary, the vicious Velociraptor.

The poison-spitting Dilophosaurus.

The dolphin-like Ichthyosaur.

Stegosaurus, Euoplocephalus, and Dimetrodon.

The gigantic Brachiosaurus.

The unspeakably ferocious Tyrannosaurus Rex.



TWO-PLAYER GAME

In the two-player game, both players work together toward the goal of escaping the island. When one player loses a life, control passes to the other player.

LIVES

You begin the game with 3 lives. After losing those, you can continue the game 4 times, each time with 3 lives.

Note: You can increase your number of lives and continues by collecting the correct Mystery Boxes (see page 15).

CONTINUE SCREEN

When you've lost all your lives, the Continue Screen is displayed with a countdown. If you press any button before the countdown ends, you will start at the beginning of the last level. Otherwise, the game ends.

If you have used up all your continues, the Continue Screen will appear with a zero



countdown and the game will end.

DNA MESSAGE SCREEN

This displays the plot so far. Press Button A to exit, or Button B to repeat the message.



HIGH SCORE ENTRY

If your score is good enough, you can enter it on the Hi Score Table. You will be asked for your ID. Point at the letter you want and press Button A to enter it. Press Start when you're finished; the Hi Score Table will then be displayed.



HIDDEN BONUSES

All over the island, you will find bonuses hidden in the trees and undergrowth.

COLLECTING EGGS

The dinosaurs have begun to breed, so to complete each level, you must collect or destroy any eggs you find. You will receive points by collecting them.

ENTERING BUILDINGS

After you have collected all the eggs, you may receive a pass card. These allow you to enter the various buildings you will encounter as you make your way around the island.

If you have the correct pass card for a certain building, you will automatically enter or leave the building when you walk up to a door.



COMPUTER ACCESS

You can also use your pass cards to access the main computer on computer consoles or motion detectors scattered around the island. This allows you to open gates. It can also provide you with hints and tips on how to proceed. You will automatically access the computer terminal by walking up to it.



Motion Detector



OBJECTS TO PICK UP



GUN MAGAZINES

When you pick up a Gun Magazine, that weapon automatically becomes active. There are four types:

Multi-Shot (Yellow) — Your basic low-power weapon.

Explosive Multi-Shot (Green) — Medium-power; one shot is usually enough.

Armor-Piercing Multi-Shot (Blue) — This high-power ammo goes through almost anything!

3-Ball Bolas (Red) — Each ball is medium-power; useful in small spaces.



TIME BOMBS

Use these to blow up the Raptor nests.



MYSTERY BOXES

These can be good or bad — you just need to learn which is which! They include:

Power Up

Lose a Life

Extra Life

Extra Continue

Invulnerability

Power Down



EGGS

See page 12.



AMMO BALLS

When some dinosaurs are destroyed, a bouncing Ammo Ball appears. Collect these to increase the number of basic weapon bullets.

OBSTACLES

There are too many to list them all, but they include:

Rocks — These block your movement.

Trees/Bushes — Raptors and other carnivores can hide behind these and jump out at you.

Volcanic Craters — These spew out rocks which you must avoid.

Electrified Grates — Found on the roofs of buildings and on the ground. Touch them and you're fried!

Nodes — Sparks arc between them.

River — Use the inflatable raft.

Fences — Use them to corral the carnivores.

GAME LEVELS

LEVEL 1: TRICERATOPS STAMPEDE

Tim is somewhere beyond the Jurassic Park gates, right in the path of a stampede of huge Triceratops! You must first open the gates using the central computer; then, after reaching Tim, guide him through the stampede.



Touch Tim and he will follow you. If a Triceratops runs over either you or Tim, power will be lost.

Note: You cannot fire on the stampede.

LEVEL 2: T-REX CONFRONTATION

Lex has been cornered by the Tyrannosaurus!

To reach her, you must go through the deadly Raptor Pen and travel up the river on an inflatable raft.

Inflatable Raft Controls: Press the A button for an oar stroke. Press the Control Pad left and right to turn the raft.

Once you reach Lex, you must protect her by guiding her to a safe location while firing on the T-Rex. (The dinosaur's power is shown by a meter at the bottom right of the screen.) If either of you get stepped on, power will be lost. If the T-

Rex gets one of you, a life will be lost. If you run out of ammunition, a gun magazine will appear for you to pick up.



LEVEL 3: RESTORE COMPUTER POWER

The power to the main computer is out. You must restore the power, then boot-up the main computer consoles in the correct order.

Beware the Stegosaurus and Dimetrodon — especially the Stegosaurus, he's armored and dangerous!



LEVEL 4: THE RAPTOR NESTS

The Raptors have begun to breed in the volcanic caves. You must find some explosives and destroy their nests. The explosives have a time fuse, so be sure you're not in the nest when it explodes!

Look out for the rocks which are thrown from the volcanic vents.



LEVEL 5: RADIO THE MAINLAND

The radio in the control room has been destroyed by the raptors. Your only chance to get help from the mainland is to use the radio on board the ship in the harbor. To accomplish this, you'll have to get past more stampedes, the dock, and

the hazardous Engine Rooms.





LEVEL 6: ESCAPE THE ISLAND

The helicopter is on its way. Now all you have to do is get to the helipad to be picked up and flown to safety. So near and yet so far! Will you make it? (Hint: Give up now!)

HINTS AND TIPS

- When battling the T-Rex, learn its movements and move Lex accordingly.
- When guiding Tim through the stampede, keep high on the screen at some points so you can run across and down with the Triceratops.
- In the Raptor nests, X marks the spot.
- You can only drop the time bomb in the Raptor's Nest when you have collected all the eggs.
- The Raptors slow down when cornering.
- Raptors cannot get through doors.
- When chased by the dinosaurs, use the rocks, trees, etc. to slow them down.
- The T-Rex can only be hit on the head when attacking.
- Collect all the eggs on the raft section for 2 bonus lives.
- Learn the timing of the arcing sparks.
- There is a cheat mode...if you can find it.

DINOSAURS

DILOPHOSAUR

Nicknamed the "Spitter," this four-foot-high kangaroo-like animal seems playful and friendly. They're spotted like an owl, but be careful when they begin to hoot. That means they're aroused and a brilliantly colored crest will fan out above their head. It's your last warning before they spit out a lethal spray of venom...a deadly toxin that can blind and paralyze victims from as far as twenty feet away.



VELOCIRAPTOR

The "Raptor" is pound for pound the most vicious dinosaur that ever lived. As intelligent as chimpanzees, they hunt in packs and often attack just for the sport of it. They run at speeds of up to 60 miles per hour, and with a six-inch retractable, razor-sharp claw at the end of each limb, can fell a man in one swipe.




TRICERATOPS

Nearly the size of an elephant, the Triceratops is built low to the ground with huge stumpy legs and a massive head with three horns, the longest protruding from the middle of its face. Despite a fearsome appearance, they're really quite docile.




TYRANNO-SAURUS REX

"T-Rex," the most famous predator in the history of the world, is the classic blood-thirsty carnivore. Standing eighteen feet tall with a head five feet long, T-Rex has huge and powerful jaws which can swallow a man whole. They are literally capable of eating over a ton of food in one sitting.



BRACHIOSAUR

This enormous animal stands over fifty feet high. Weighing in at thirty tons, one animal weighs as much as a whole herd of modern elephants. A friendly unassuming animal with a tiny head and an equally tiny brain, it seems to always have its head in the clouds, or at least the trees, chomping on luscious leaves of the rain forest.



WARRANTY

Ocean of America, Inc. warrants to the original purchaser only that the game pak provided with this manual and the software program coded on it will perform in accordance with the descriptions in this manual when used with the specified equipment, for a period of 90 days from the date of purchase. If this program is found to be defective within 90 days of purchase, it will be replaced. Simply return the game pak to Ocean of America, Inc. or its authorized dealer along with a dated proof of purchase. Replacement of the game pak, free of charge to the original purchaser (except for the cost of returning the game pak) is the full extent of our liability.

THIS WARRANTY IS IN LIEU OF ALL OTHER WARRANTIES, WHERE ORAL OR WRITTEN, EXPRESS OR IMPLIED. ALL IMPLIED WARRANTIES, INCLUDING THOSE OF MERCHANTABILITY AND FITNESS FOR A PARTICULAR PURPOSE, IF APPLICABLE, ARE LIMITED IN DURATION TO 90 DAYS FROM THE DATE OF PURCHASE OF THIS PRODUCT.

Ocean of America, Inc. shall not be liable for incidental and/or consequential damages for the breach of any express or implied warranty including damage to property and, to the extent permitted by law, damages for personal injury, even if Ocean of America, Inc. has been advised of the possibility of such damages. Some states do not allow the exclusion or limitation of any incidental or consequential damages or limitations on how long an implied warranty lasts, so the above limitations or exclusions may not apply to you.

This warranty shall not be applicable to the extent that any provision of this warranty is prohibited by any federal, state or municipal law which cannot be pre-empted. This warranty gives you specific legal rights and you may also have other rights which vary from state to state.

Ocean of America, Inc. 1855 O'Toole Ave., Suite D-102, San Jose, CA 95131. (408) 954-0201.