

FIREHAWK™



Written by



CODEMASTERS

Published by





CODEMASTERS™

Codemasters and Firehawk are trademarks of Codemasters Software Company Limited. Copyright Codemasters Software Company Limited 1992. All Rights Reserved.

Camerica is a registered trademark of Camerica Limited Inc. This product is licensed to Camerica Limited, Inc. by Codemasters Software Company Limited.

Firehawk is a product of Camerica Limited, Inc. and is not designed, manufactured, distributed or endorsed by Nintendo of America Inc.

IMPORTANT PRECAUTIONS

We recommend that you take a 10 to 20 minute break for every 2 hours of play. Also to avoid eye strain, play the game at a reasonable distance from the T.V.

DO NOT touch the connectors or get them wet or dirty.

DO NOT clean the game case with benzene, alcohol, paint thinner or other such solvents.

DO NOT store the game in places that are very hot or very cold.

DO NOT hit it or drop it or attempt to take it apart.

DO NOT use on a FRONT OR REAR PROJECTOR TV. Projection TVs can be permanently damaged by displaying stationary screens or patterns, eg. a game in pause mode.

Camerica will not be held liable for any such damage. It is not a defect of the game, any stationary image can cause such damage.

Please contact your TV manufacturer for more information.

CONTENTS



Firehawk™

FIREHAWK - THE STORY 1

MISSION BRIEFING 2

THE CONTROL PANEL 3

GAME CONTROLS 4

PLAYING THE GAME 5

POWER - UP ICONS 7

PARA RESCUE SECTION 10

HINTS AND TIPS 11





THE STORY SO FAR . . .

MISSION BRIEFING



Emergency!

Democracy in the small republic of the Lafian Islands is being threatened by drug barons who are uniting together in a bid to operate their business on a global scale! The helpless Lafian government as a last resort has requested aid from America.



Aid requested!

The congress in America agree to their plea for help and send a special task-force to try to overpower these menacing and evil forces.



Patrolling fleet

If all goes as planned defeating the conspiring barons will bring freedom and peace back to the Lafian Islands. You, as pilot of the most devastating helicopter gunship in existence, are called upon by your regiment to fly these dangerous missions!

Task forces and reconnaissance aircraft have gained the vital information that we require for the planning of your missions and for our own operations. The information indicates that the enemy already has a strong army and substantial air defence capabilities, we cannot afford any mistakes.



Night drop!

You will fly seven dangerous and treacherous missions across the forward battle area, in a bid to wipe out the enemy and recover all your ground reconnaissance paratroopers. At the start of each mission you will see a map of the area over which your battle with the enemy will take place, followed by the mission brief. Study this brief *carefully* to decide upon your own approach and tactics.

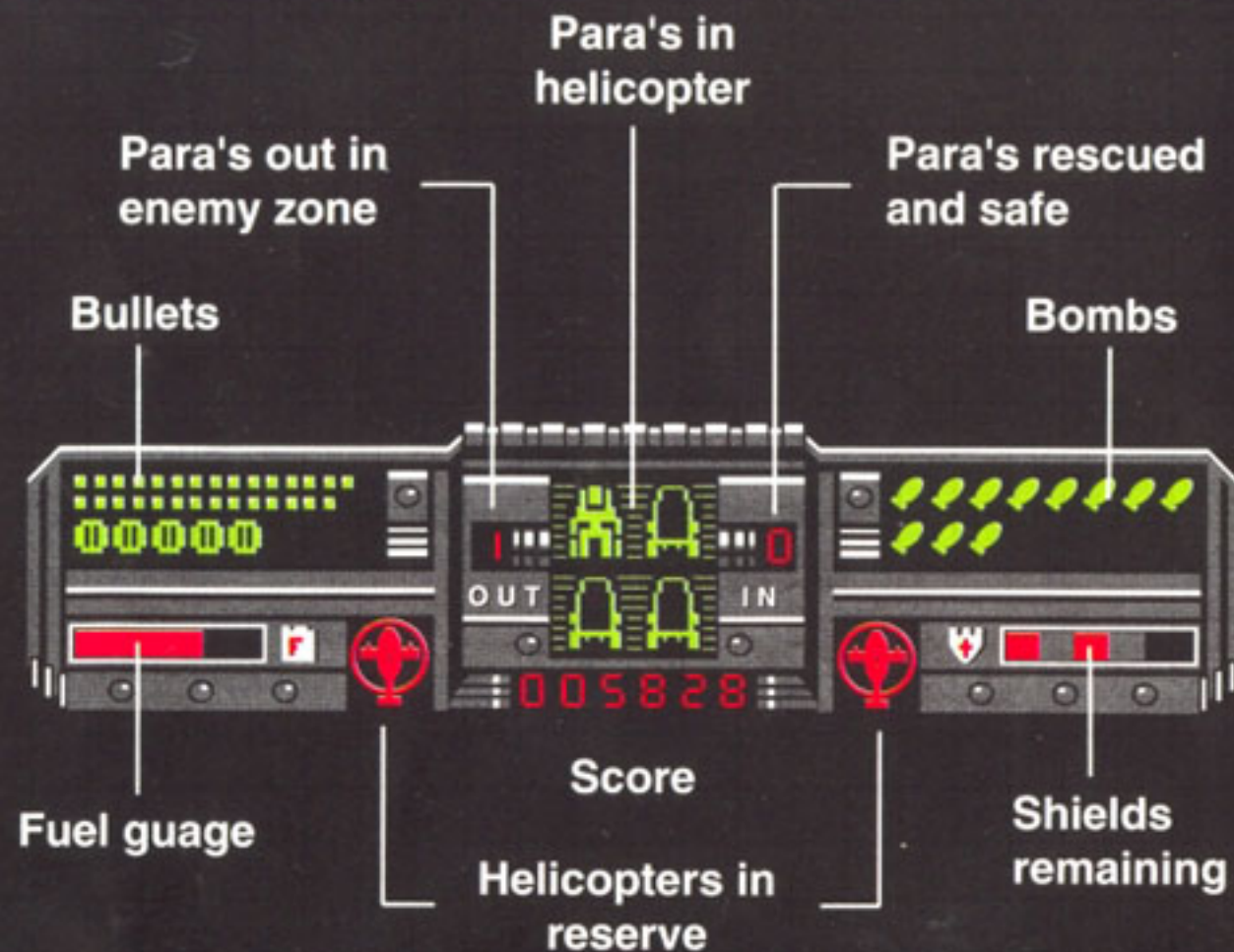


Mission brief!

GOOD LUCK!



THE CONTROL PANEL



IMPORTANT

You begin with 3 shields. Each time you get hit you lose a shield. If you get hit with no shields you lose your helicopter!

When you destroy certain enemy installations various Power-Up icons will appear. Collect these to increase your BULLETS, BOMBS, FUEL, SHEILDS and to increase your firepower.

GAME CONTROLS

A BUTTON	Shoots bullets.
B BUTTON	Launches bombs - these will explode directly below your sights.
START	Pause.
SELECT	Switches sights. Your sights will point to the nearest para or your aircraft carrier.
LEFT	Rotate anti-clockwise.
RIGHT	Rotate clockwise.
UP	Move forward.
DOWN	Move backward.

PARA RESCUE SECTION

A BUTTON	Shoots bullets from RIGHT cannon
B BUTTON	Shoots bullets from LEFT cannon
LEFT	Shoots bullets from LEFT cannon
START	Pause.
SELECT	Abort para rescue section - use this if you are low on fuel or ammo.

Fend off enemy helicopters until your para has climbed to safety. Each enemy that gets past your sights will cause you damage.



PLAYING THE GAME



Take-off!



Follow the arrow

Each mission will start and finish on your aircraft carrier. When you start the game you have 3 helicopter gunships, a new helicopter will be awarded for every 100,000 points scored. At the beginning of each mission your crew will re-arm, fuel-up and repair any damage that has been sustained during battle.

Follow the arrow in your sights and find the nearest para. Hover **directly** above him and you will descend and begin the *Para Rescue*

Section - see page 10.

When you return para's to your ship you will be given some fuel, some ammo and one shield. Your helicopter will carry up to 4 para's, but it is sometimes wise to return them to your ship one at a time! When you are destroyed any para's onboard are also killed - *so be careful!*



PLAYING THE GAME

Extra shields and fuel can be picked up during battle by collecting the *Power-Up Icons*. If you run out of either during flight your helicopter will fall from the sky and be destroyed. In desperate cases the crew onboard your ship will top you up a little- *but don't rely on them!*



Power-up icon



Rapid fire!

FIREPOWER

Bullets will hit anything in their path, but each target takes a varying number of hits to destroy.

As you collect *Power-Up Icons* your

bullets will become extremely effective. **Bombs** are lazer-guided to land beneath your sights, they cause maximum damage but should be used sparingly.



Bombing raid



POWER-UP ICONS

These will appear when you destroy certain targets, floating upwards - touch them before they disappear!

To replace the losses of combat...



Extra Ammo and Fuel - Gives 2 bombs, 2 cartridges of bullets and a quarter tank of fuel.



New Shield - Replaces 1 lost shield.

To enhance your performance and firepower...



Faster Firing - Increases rate of auto-fire from cannons.




Helicopter Speed-Up - Improves maneuverability and increases your helicopters top speed.



Bigger Bullets - Increases size and power of all bullets fired.



Triple Firing - Adds forward firing cannon and offsets wing cannons outwards.



Bridge blow-out - Enemy communications damaged!





9

Keep the skies clear and your para stands a fighting chance!

PARA RESCUE SECTION



After hovering over one of your paratroopers you will take a view point from behind the helicopter.

A rope ladder will descend to enable your man to try and climb to safety. Enemy choppers will be sweeping across the screen, if they make it past both your cannons they will turn and fire causing damage.



Lowering the rope

You have on board special heat seeking sights which will automatically track and *lock on* the target.. You must fire when the enemy is within your sights to destroy it. Bombs will only be despatched when you are all out of bullets.



Climbing to safety!

Use **A BUTTON** to fire your *right* cannon.
Use **B BUTTON** or **LEFT** for your *left* cannon.
You can abort a rescue mission if you are low on ammo at any time by pressing **SELECT**.
Use your ammo sparingly!

HINTS AND TIPS

A helicopter is not an easy thing to fly! you will need to practice to become a great pilot.

Always avoid rescues if you are low on bullets and bombs.

It is vital to destroy runways, tank hangers and heli landing pads as soon as you see them, because *they* have also seen *you!*

Destroy everything as you advance forward into the battle, so you'll always have a safe area to retreat to when the enemy is too strong.

Learn where the icons are and what power-ups they will give you.

SPECIAL HIDDEN FEATURES

These secret features are activated in various different ways by using particular keypad combinations.



With quick reactions you can out-maneuver enemy heat-seeking missiles!




Important mission info



CODEMASTERS™

Three more Codemasters games available from




Micro Machines® THE VIDEO GAME.

This is your chance to experience real life, high speed action scaled down to fantastic miniature. You can race formula one

racing cars on a pool table, helicopters around the garden or boats around the bath tub. 11 individual characters and 9 kinds of Micromachines®. **This game is absolutely brilliant.**

Micromachines® is a registered trademark owned by Lewis galooob toys Inc.



QUATTRO ADVENTURE™ - 4 incredible adventure games in one cartridge.

- BOOMERANG KID™
- SUPER ROBIN HOOD
- TREASURE ISLAND DIZZY™
- LINUS SPACEHEAD™

How much fun can you cram into one game cart? Frenzied platform action, scores of secret rooms, mind-bending puzzles, strange lands to explore-months upon months of challenging gameplay!

QUATTRO ADVENTURE CHOOSE GAME

- 1. LINUS SPACEHEAD
- 2. SUPER ROBIN HOOD
- 3. BOOMERANG KID
- 4. TREASURE ISLAND DIZZY



QUATTRO SPORTS™ - 4 perfect sports simulation games in one cartridge.

- BASEBALL PROS™
- SOCCER SIMULATOR™
- PRO TENNIS™
- BMX SIMULATOR™

Each of the 4 games in this collection is carefully researched and programmed to be as accurate as possible and to capture the tension and atmosphere of the original sport.



ABOUT CODEMASTERS AND ITS YOUNG FOUNDERS.

David and Richard Darling started writing video games while they were in their early teens and still at school in England.



From these beginnings David and Richard became contract games authors. They wrote games for many major British software houses, and many of them turned out to be runaway best sellers. The boys had by then realised that they had a natural talent for coming up with games that people really want to play!

David and Richard formed Codemasters, their own company, in October 1986. Within a year Codemasters was the best selling games software publisher in the UK. Codemasters has dominated UK charts.

Over thirty of the worlds best games people work at Codemasters global headquarters, a 96 acre farm in the heart of rural England. Codemasters has the resources, the expertise and the drive to bring you the very best in video game entertainment and that's exactly what Richard and David aim to do!

AtariGuide

CAMERICA LIMITED INC., LIMITED WARRANTY

Camerica Limited Inc., ("CAMERICA") warrants to the original purchaser only of this Camerica game cartridge that the medium on which this computer program is recorded is free from defects in materials and workmanship for a period of ninety(90) days from the date of purchase.

This warranty is not applicable to normal wear and tear. This warranty shall not be applicable and shall be void if the defect in the Camerica game cartridge has arisen through ABUSE, UNREASONABLE USE, MISTREATMENT OR NEGLECT.

Camerica agrees for a period of ninety (90) days to either replace or repair, at Camerica's option, free of charge, the Camerica game cartridge found not to meet Camerica's express warranty, postage paid with proof of date of purchase.

Replacement of the game cartridge found not to meet Camerica's express warranty and returned to Camerica by the original purchaser within ninety (90) days of purchase, is the full extent of Camerica warranty obligations and is the purchaser's exclusive remedy.

This warranty is in lieu of all other warranties and conditions and all warranties and conditions express or implied, including but not limited to, implied warranties and conditions of merchantability and fitness for a particular purpose and those arising by statute or otherwise in law or from a course of dealing or uses of trade are all expressly disclaimed.

In no event will Camerica be liable for any special incidental or consequential damages resulting from possession, use or malfunction of this Camerica game cartridge.

The express warranty above gives you specific rights and you may also have other rights which vary from jurisdiction to jurisdiction. Some jurisdictions do not allow the exclusion or limitation of incidental or consequential damages or limitation on how long an implied warranty or conditions last, so the above limitation or exclusion may not apply to you.

Any exclusion or limitation shall not be applicable to the extent it is prohibited by the law if any jurisdiction and such provision shall be severed from the rest of these terms.

Camerica Ltd Inc., 3701 Commercial Avenue, NORTHBROOK,
Illinois 60062, USA Tel 708 498 4525

Camerica Ltd Inc., 3415 14TH Avenue, Markham,
Ontario, L3R OH3, Canada -Tel (416) 470-2791

FCC INFORMATION

The device complies with Part 15 of the FCC Rules. Operations subject to the following two conditions.

- ① This device may not cause harmful interference and
- ② This device must accept any interference received including interference that may cause undesired operations.

This equipment has been tested and found to comply with the limits for a Class B Digital Device, pursuant to Part 15 of the FCC Rules. These limits are designed to provide reasonable protection against harmful interference in a residential installation. The equipment generates, uses and can radiate radio frequency energy and if not installed and used in accordance with the instructions may cause harmful interference to radio communications. However, there is no guarantee that interference will not occur in a particular installation. If this equipment does not cause harmful interference to radio or television reception, which can be determined by turning the equipment off and on, the user is encouraged to try to correct the interference by one or more of the following measures:

- Re-orient or relocate the receiving antenna.
- Increase the separation between the equipment and the receiver.
- Connect the equipment into an outlet on a circuit different from that to which the receiver is connected.
- Consult the dealer or an experienced radio\TV technician for help.

This digital apparatus does not exceed the Class B limits for radio noise emissions from digital apparatus as set out in the radio interference regulations of the Canadian Department of Communications.

CODEMASTERS™



ABSOLUTELY BRILLIANT!



Camerica Ltd Inc., 3701 Commercial Avenue, NORTHBROOK,
Illinois 60062, USA - TEL 708 498 4525.

Camerica Ltd Inc., 3415 14th Avenue, Markham,
Ontario., L3R OH3, Canada - Tel (416) 470-2791

© Code Masters Software Company Ltd. 1992 - Tel UK (44) 926 814132

AtariGuide