

# Bill & Ted's **EXCELLENT** A VIDEO GAME adventure™



Licensed by Nintendo  
for play on the  
**Nintendo**  
ENTERTAINMENT  
SYSTEM™



Have a bodacious time  
with Butterfinger and  
Bill & Ted's Excellent  
Video Game  
Adventure!



**THIS** official seal is your assurance that Nintendo® has reviewed this product and that it has met our standards for excellence in workmanship, reliability and entertainment value. Always look for this seal when buying games and accessories to ensure complete compatibility with your Nintendo Entertainment System™.

**THIS** game is



**NINTENDO** and Nintendo Entertainment System are registered trademarks of Nintendo of America Inc.

**WARNING:** DO NOT USE WITH FRONT OR REAR PROJECTION TV. Do not use a front or rear projection television with your Nintendo Entertainment System™ ("NES") and this video game. Your projection television screen may be permanently damaged if video games with stationary scenes or patterns are played on your projection television. Similar damage may occur if you place a video game on hold or pause. If you use your projection television with this video game, neither LJN, Ltd. nor Nintendo of America Inc. will be liable for any damage. This situation is not caused by a defect in the NES or this game; other fixed or repetitive images may cause similar damage to a projection television. Please contact your TV manufacturer for further information.

who are you...?



**Hi...** My name's Rufus and I'm from your future. I've come back in this time-travelling phone booth because I need some help. Some evil future rebels have gone into the past and really messed things up. They've taken some of the most famous people from history and moved them to completely different (and incorrect) periods in time. This is very serious. You see, not only does this mean that all history books are wrong...but it also means that the musical futures of Mr. Bill S. Preston, Esq. and Mr. Theodore Logan III are in jeopardy. You might not recognize their names, but Bill & Ted and their band, The Wyld Stallyns, are the most famous people in my time. Eventually, they're going to write some pretty amazing music that will bring peace and goodwill to all of the world. Right now they're not so good, but if they don't get the chance to practice and perform, they'll never get any better. And if they don't get any better, they will never write the music that will save the world. The future will never happen. You can see why we're worried!



## what you can do...

**THE** way you can help is to guide both Bill & Ted through 5 different historical time periods to find the misplaced Historical Dudes and Babes (as they call them) and lure them back to their own times. It's not as easy as it sounds, because the Historical characters like where they are and might be hard to find. You've also got to deal with locals who sometimes don't like strangers wandering around asking questions...and might throw you in jail! Finally, you've got to bring Bill & Ted back to the present time in San Dimas so they can perform their first concert. If they miss it, they'll never be able to progress any further in their budding musical careers, and the future will be a very different place than it should be.

## just the facts...

**WHEN** you first start the game, after waiting through the Title and Legals screens, you'll see the Start-up screen. Don't be impatient and just bypass this, because this is where I'll explain a lot about the game and how to play (I'll also give you some coins in order to get you started.) You can leave this screen at any time by pressing the Start Button.

**WHEN** you leave the Start-up screen, you'll next see the Historical Phone Book Directory. This book has the names and numbers of all the historical folks in the game. It will



also show you who you should be looking for and what their new telephone number is. This new number will be in red numbers and it will also be flashing. This is the number you will want to dial to start your search.

**PUSHING** the Left and Right Control Pad Arrows will enable you to flip through the pages of the book and see everyone's listing. In the back of the book is a page that will show you your password in the form of a phone number.

**WHEN** you finish a level, the first thing you should do is check the password and write it down on the map. That way, if you do badly in a level or even want to play it again a different way, you can restart the game and not have to play the earlier levels all over again. All you have to do is enter the password phone number in the Keypad Screen (as explained a little later) and the game will take you to the highest level that you completed.

**THERE** are 6 levels to the game, but each level has a different number of historical characters that have to be found and returned. All of these characters will be displayed (with the flashing number) in the book at the start of the level. Once you have collected each character with 2 phone numbers...you have completed a level. At the end of each level Bill & Ted will have a concert. The higher the level you complete, the bigger and better the concert.

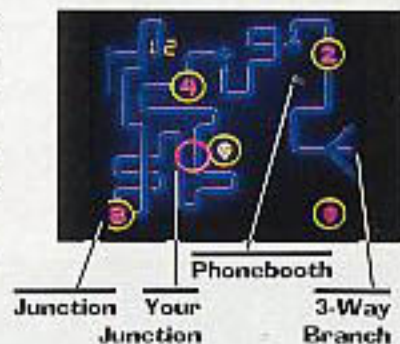
**THE** Historical Dudes and Babes that you must find are shown below:



**WHEN** you have found the character to go after, remember the number that is flashing at the bottom of the page. Push the Select Button and you will see the Telephone Key Pad screen. Move the cursor to the number you want to press by using the Control Pad Arrows and when the entire phone number is displayed...push the A Button. (If you make a mistake while dialing, you can erase the numbers one-at-a-time using the B Button.)



**AFTER** you have entered the phone number you will find yourself in the Circuits of Time. This is where the time-traveling phone booth will transport you back and forth in time. Dialing the number to get you into the circuits will use up 1 coin and every time you allow the phone booth to complete a segment of the call by itself it will cost you 2 additional coins. You can save money if you make the connections yourself. Here's how:



**WHILE** the booth is spinning inside a numbered junction press the A Button while it is pointing in the direction you want to go. But don't wait too long...after a short period of time the phone booth will proceed along the connection to the next junction and two coins will be deducted from your stash. You don't have to hit each numbered junction in order; you can skip all the way to the last number (if you aim

correctly). If you don't aim well, you might bounce off of the edge of the screen or end up in a different junction. Use the Control Pad Arrows to move your own empty junction (it's the red one) to a convenient location to catch the phone booth and launch it further along its journey. Try to avoid the junctions with skulls in them...they will shoot the phone booth in a random direction and deduct more coins! Once you get to the last junction, you must let phone booth complete the last leg by itself where it will reach a three-way branch that determines where you will land in the new time period. If you do nothing, the phone booth will take the center branch. Press the Up Control Pad Arrow, it will take the upper branch. Pressing down will cause it to take the lower branch. The next thing you will see is the time period you sent yourself.

## what you've got



**ONCE** you've landed in the world that you dialed to, you should start exploring. But before you do that, you should familiarize yourself with the stuff you carried with you. To see that, press either the Start or Select Buttons to see the Object screen which contains the following items:

**PHONE Booth Icon**, which is how you call the phone booth time machine. Use the Up Control Pad Arrow to select the icon, and press the A Button at the same time.

**KEYS** to get out of jail, which Bill & Ted remembered to leave on earlier trips through time. The supply of keys is limited though...run out and you won't be able to get out of jail!

**GOOD STUFF**, showing objects you've collected that you can use to protect yourself from the locals in whatever time period you're in. Those items are:

**PUDDING CUP**...throw this little goody and any locals will chase after it. Make sure you throw it away from where you want to go!



**FIRE CRACKER**...throw it and any locals on-screen at the time will run away. If it lands near one, they'll blow up!



**HIGHLY DANGEROUS TEXT BOOK**...this baby is just like a smart bomb. It will make any locals that are on-screen disappear in a flash!

### BOOMBOX...

select this and the music it plays will make all of the locals dance... giving you a chance to move around without any trouble. But when the music stops, they usually get pretty upset!



**USE** the Control Pad Arrows to select which object you want to use, then press either the Start or Select Button to exit back into the game. Pressing the B Button will use the objects during the game (that is until you run out or select something different).

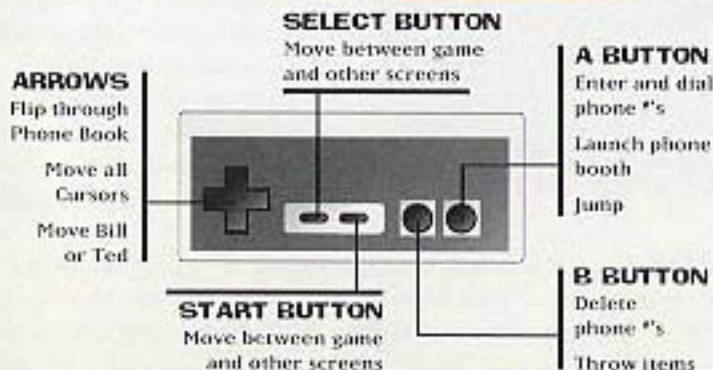
**HISTORICAL BAIT**... these are objects that you collect to lure the historical figures into the phone booth in order to return them to their correct time. You won't be able to find the historical dude or babe until you have first found the correct bait item, and there is only one bait item that works with each person. These items aren't easy to find...they're kinda off the beaten path. You'll have to follow all of the clues in order to find them, especially the ones given by people you meet inside of buildings. You'll have to jump directly on the place where they're hidden in order to collect them. These objects are:



**COINS**...use these to pay for phone calls or to give to a local after you've bumped into them. If you run out, you'll end up in jail.

**PRESS** either Start or Select to exit or call up the Status screen at any time.

## getting around



**YOU** move using the Control Pad Arrows, jump with the A Button and throw one of your "Good Stuff" items with the B Button. Remember that when you are given clues by the locals, North corresponds to the Up Control Pad Arrow, South to the Down Arrow, East to the Right Arrow and West to the Left Arrow.

**AS** you are walking you will notice that there are two types of playing areas within the game. There are "Open Areas" where you can go anywhere and then there are "Path Areas" where your walking is restricted to specific pathways. In order to save time or avoid a local, you can jump from one part of the path to another. But be careful, because if you miss your jump, you will most certainly not land on your feet. If this happens, you will then have to jump back on the path before you can continue on your way.



to control it. Use the Left and Right Arrows to control the direction, the Down Arrow to slow down and the Up Arrow to speed up. You also must use the A Button to jump over any obstacles in your way. If you hit anything, the horse will stop suddenly...throwing you to the ground. It will then run off and you'll have to continue on foot. If you do get to the end without falling off, you will be given a bag of coins as a reward.



**THE** other way to get around quickly is by canoe. You get in the same way you get on the horse...run and jump. If you miss, you'll end up in the water and the current will carry you all the way to the other end of the river. This might sound like a quick and easy way to get down the river, but you must remember that when you are in the water, you can't pick up any of the valuable items that are hidden along the way. The controls for the canoe are also the same as those for the horse, except of course, you don't use the A Button to jump. If you make it all the way to the other end of the river, you will be given a bag of coins as a reward. Just like in the horse run.



Besides moving physically through the world, you can also take advantage of the space-time continuum to move around. Because of all of the changes made to space and

### TRULY EXCELLENT TIP

Sometimes you can avoid a local by jumping off of a Path Area. Usually locals are restricted to pathways the same way you are, so if you're in trouble—jump off! You'll usually be safe... but not always!

**WHEN** you find the horse, all you have to do is jump up on it using the A Button and a Control Pad Arrow. Once you're in the saddle, the horse will take off and it's up to you





responses. When you are sure of the response you want to make, press the B Button. Choose incorrectly and you might make them mad and you could wind up in jail! Choose correctly though and you will get specific information telling you were to find Historical Bait, Good Stuff or a Historical Dude or Babe themselves. The following is a sample of how the same conversations can end well or end badly:

**GAME:** Welcome to The Jester's Bar and Grill, laddie.  
What kin I git fer ya?

**PLAYER:** I am faced with a most heinous problem if I order you excellent fare, my good dude.

**GAME:** And what would that problem be, Master Ted?

**PLAYER:** I must first collect the monies owed to me by Julius Caesar if I am to pay thee!

**GAME:** Well, be that yer only problem? (then the game will give you a hint)

**AND** now for a bad one...

**GAME:** Welcome to The Jester's Bar and Grill, laddie.  
What kin I git fer ya?

**PLAYER:** I am faced with a most heinous problem if I order you excellent fare, my good dude.

**GAME:** And what would that problem be, Master Ted?

**PLAYER:** I have no coinage to spare, but would gladly consume on credit, my beneficent host.

**GAME:** What?! No money?! I think that some of my friends would like to speak with ye outside... Good luck! (after this conversation, the locals outside would be most truculent and aggressive!)

**ONCE** you've ended a conversation in one location, you won't be able to have another conversation in the same location until you've talked to somebody else first. After you do that, you can return and try again.

**busted!**



**YOU** will probably find yourself in jail more than once in this game. As you've been told before, there are several ways to get into jail, but only one way to get out... you must have a key in your inventory. Remember,

those keys were left for you by yourself sometime in your past... you might have either hidden them somewhere or given them to a friendly local. Either way, you've got to keep finding them if you want to get out of jail.

**hey! aren't you...**

**YOU** can explore every building in every world, but you won't be able to find who you are looking for unless you have already found the correct Historical Bait item. If you enter a room and it's empty, make a note of it, because there is a good chance that an Historical Dude or Babe might be there when you find their bait. If you already have the bait in your possession when you enter the room, the character will be there waiting to have a conversation with you.

**WHEN** you talk to them, they will confirm that they are the historical person you're looking for. Then they will ask what you have brought for them. This is where you have to select the correct piece of Historical Bait. If you choose the wrong piece of bait, you'll be sent to jail and you will have to start your search all over again.

**IF** you answer correctly, they'll be happy to travel back to their proper world with you. Only problem is that you still have to make it back to their time. After the two of you are inside the time-travelling phone booth, you will automatically be launched into the Circuits of Time. You'll have to navigate as you did before and hopefully make it back. Make sure you have enough coins to dial the number and complete all of the connections during the call, or you'll find yourself

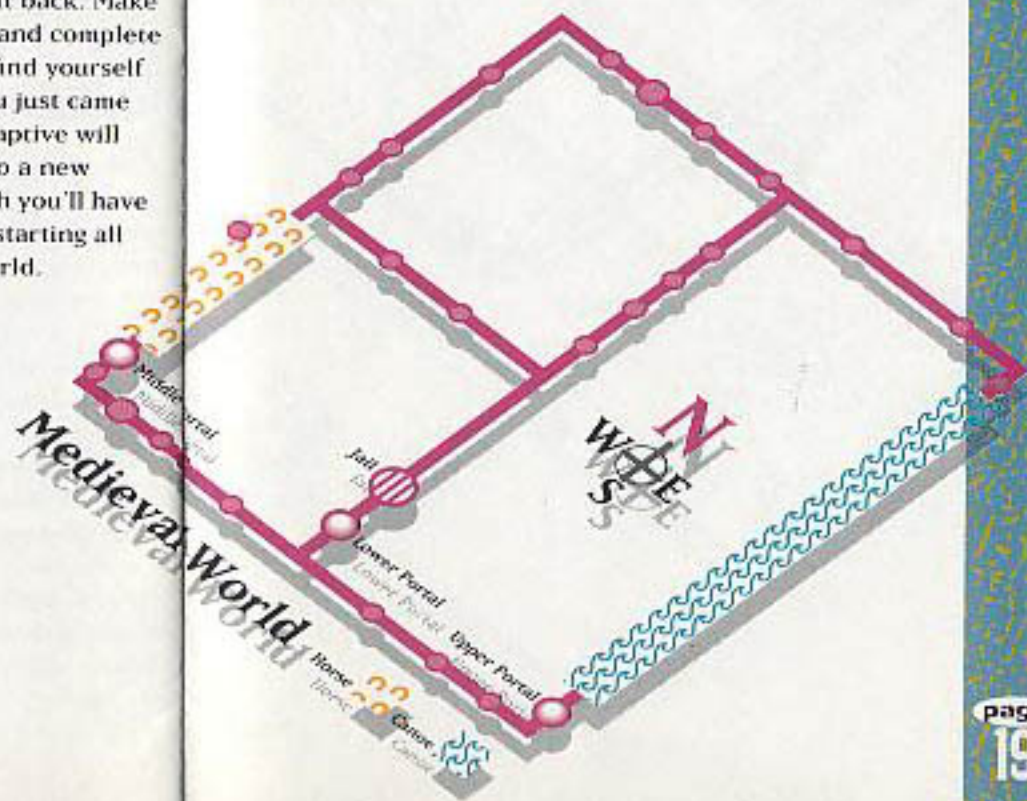
back where you just came from and the captive will have escaped to a new location...which you'll have to discover by starting all over in that world.

#### TRULY EXCELLENT TIP

When you start the game you will be playing as Ted. If Ted finds his Historical Characters and gets them back where they belong, it'll be Bill's turn in a different adventure. The two guys alternate worlds until everyone has been found and returned. This isn't really a tip, but we just didn't have any other place to put it so we thought we would stick it here!

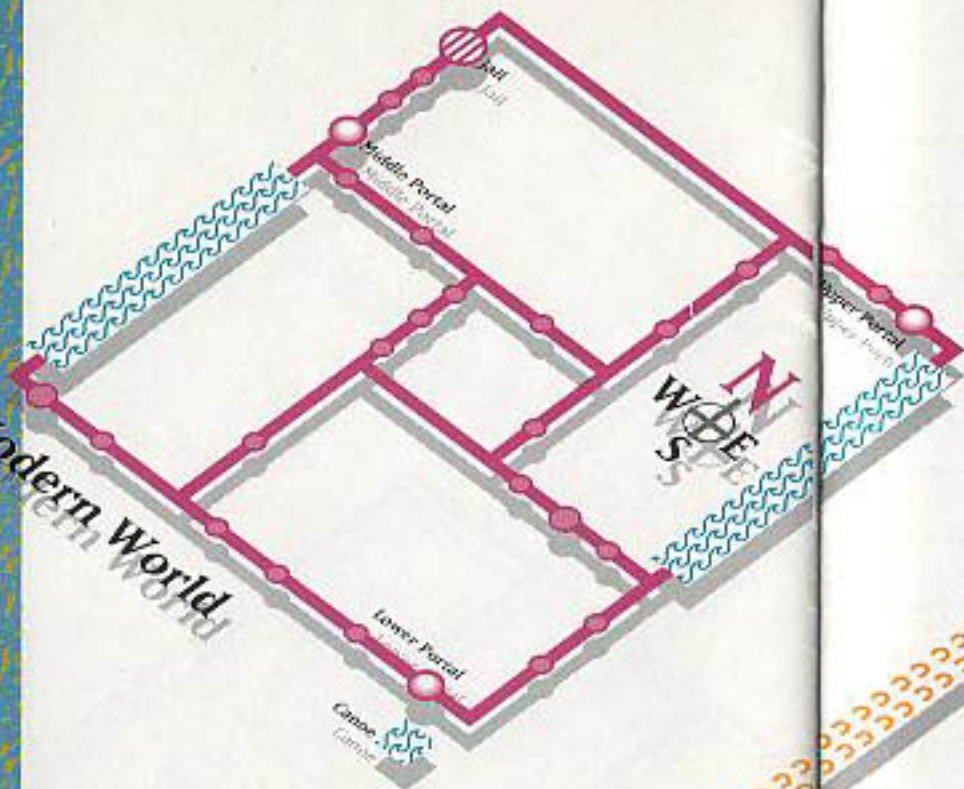
you call that a map?

**JUST** to make it easier for you to keep track of where you're going in each of the worlds you'll be visiting, I've included a basic map for each one. They don't show much detail, but at least they'll show you how the paths are laid out. If you pay attention, you should be able to mark where all important items are located.

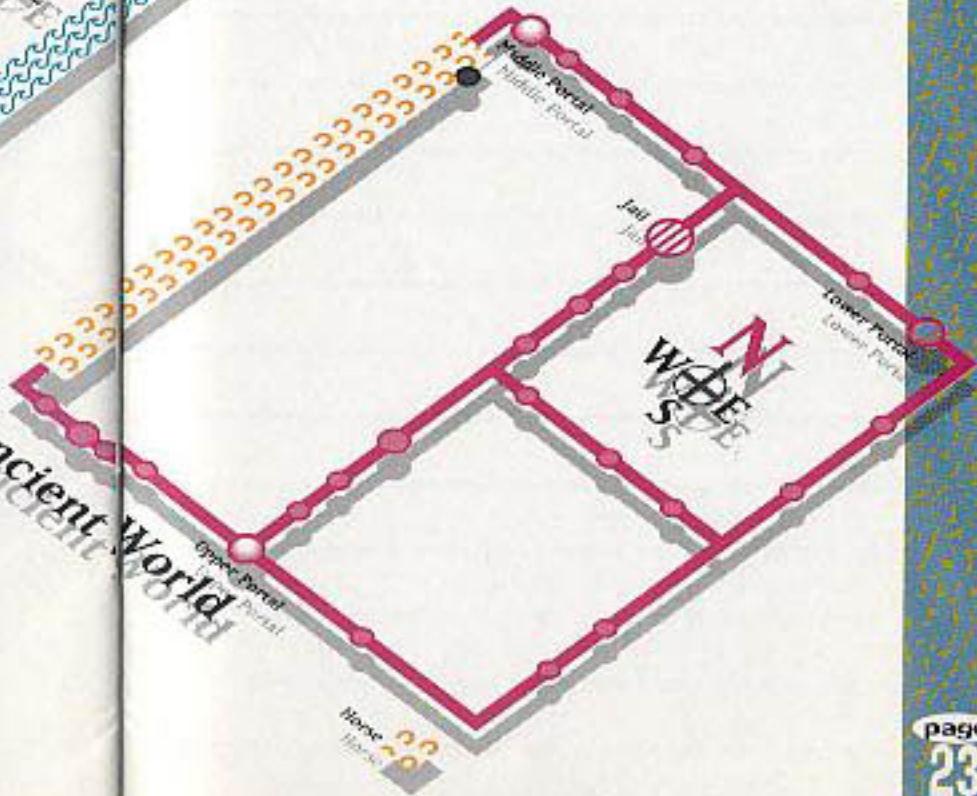




# Modern World



# Ancient World



passwords, notes, etc

## compliance with f.c.c. regulations

**THIS** equipment generates and uses radio frequency energy and if not installed and used properly, that is, in strict accordance with the manufacturer's instructions, may cause interference to radio and television reception. It has been type tested and found to comply with the limits for a Class B computing device in accordance with the specification in Subpart J of Part 15 of FCC Rules, which are designed to provide reasonable protection against such interference in a residential installation. However, there is no guarantee that interference will not occur in a particular installation. If this equipment does cause interference to radio or television reception, which can be determined by turning the equipment off and on, the user is encouraged to try to correct the interference by one or more of the following measures:

**RE-ORIENT** the receiving antenna

**RELOCATE** the NES with respect to the receiver

**MOVE** the NES away from the receiver

**PLUG** the NES into a different outlet so that computer and receiver are on different circuits.

**IF** necessary, the user should consult the dealer or an experienced radio/television technician for additional suggestions. The user may find the following booklet prepared by the Federal Communications Commission helpful: **HOW to Identify and Resolve Radio/TV Interference Problems.**

**THIS** booklet is available from:

U.S. Government Printing Office, Washington, DC 20402  
Stock No. 004-000-00345-4.

## ljn ltd. limited warranty

**LJN LTD.** warrants to the original purchaser of this LJN software product that the medium on which this computer program is recorded is free from defects in materials and workmanship for a period of ninety (90) days from the date of purchase. This LJN software program is sold "as is," without express or implied warranty of any kind, and LJN is not liable for any losses or damages of any kind resulting from use of this program. LJN agrees for a period of ninety (90) days to either repair or replace, at its option, free of charge, any LJN software product, postage paid, with proof of date of purchase, at its Factory Service Center.

**THIS** warranty is not applicable to normal wear and tear. This warranty shall not be applicable and shall be void if the defect in the LJN software product has arisen through abuse, unreasonable use, mistreatment or neglect. **THIS WARRANTY IS IN LIEU OF ALL OTHER WARRANTIES AND NO OTHER REPRESENTATIONS OR CLAIMS OF ANY NATURE SHALL BE BINDING ON OR OBLIGATE LJN. ANY IMPLIED WARRANTIES APPLICABLE TO THIS SOFTWARE PRODUCT, INCLUDING WARRANTIES OF MERCHANTABILITY AND FITNESS FOR A PARTICULAR PURPOSE, ARE LIMITED TO THE NINETY (90) DAY PERIOD DESCRIBED ABOVE. IN NO EVENT WILL LJN BE LIABLE FOR ANY SPECIAL, INCIDENTAL OR CONSEQUENTIAL DAMAGES RESULTING FROM POSSESSION, USE OR MALFUNCTION OF THIS LJN SOFTWARE PRODUCT.**


**SOME** states do not allow limitations as to how long an implied warranty lasts and/or exclusions or limitations of incidental or consequential damages so the above limitations and/or exclusions of liability may not apply to you. This warranty gives you specific rights, and you may also have other rights which vary from state to state.

**THIS** warranty shall not be applicable to the extent that any provision of this warranty is prohibited by any federal, state or municipal law which cannot be preempted.

**DISTRIBUTED** by Acclaim Distribution, Inc. LJN Ltd.  
1 Spring Street, Oyster Bay, NY 11771. (516) 624-9100.



It's showtime -  
starring me -  
"the Ghost with  
the Most!"  
Help me scare  
the Deetzes  
out of your  
house and  
their wits!



I'm about to  
become  
sandworm  
lunch!



Just say Beetlejuice,  
Beetlejuice,  
Beetlejuice and I'm  
at your service!



Time to spook  
that slimy cavern  
creature!



Licensed by Nintendo  
for play on the  
**Nintendo**  
ENTERTAINMENT  
SYSTEMS

