


NUS-NJOE-USA

INSTRUCTION BOOKLET



BATMAN BEYOND

RETURN OF THE JOKER™



Ubi Soft Entertainment, Inc.
625 Third Street, 3rd Floor, San Francisco, CA 94107

PRINTED IN USA



WARNING. PLEASE CAREFULLY READ THE CONSUMER INFORMATION AND PRECAUTIONS BOOKLET INCLUDED WITH THIS PRODUCT BEFORE USING YOUR NINTENDO® HARDWARE SYSTEM, GAME PAK OR ACCESSORY. THIS BOOKLET CONTAINS IMPORTANT SAFETY INFORMATION.

THE OFFICIAL SEAL IS YOUR ASSURANCE THAT NINTENDO HAS APPROVED THE QUALITY OF THIS PRODUCT. ALWAYS LOOK FOR THIS SEAL WHEN BUYING GAMES AND ACCESSORIES TO ENSURE COMPLETE COMPATIBILITY. ALL NINTENDO PRODUCTS ARE LICENSED BY SALE FOR USE ONLY WITH OTHER AUTHORIZED PRODUCTS BEARING THE OFFICIAL NINTENDO SEAL OF QUALITY.



THIS PRODUCT HAS BEEN RATED BY THE ENTERTAINMENT SOFTWARE RATING BOARD. FOR INFORMATION ABOUT THE ESRB RATING, OR TO COMMENT ABOUT THE APPROPRIATENESS OF THE RATING, PLEASE CONTACT THE ESRB AT 1-800-771-3772.

EVERYONE
ANIMATED VIOLENCE

NEED HINTS & TIPS?
Hint Line
900-420-4UBI

This service will provide you with exclusive tips and game play secrets for Batman™ Beyond.

Call is \$.95 per minute. You must be 18 or have parental permission to use this service.



LICENSED BY



NINTENDO, THE OFFICIAL SEAL, NINTENDO 64 AND THE "N" LOGO ARE TRADEMARKS OF NINTENDO OF AMERICA INC. ©1996, 1999 NINTENDO OF AMERICA INC.



Contents

CONSOLE SETUP	2
CONTROLLER	3
THE LAST LAUGH?	5
GAME SETUP	6
BATSUITS	7
GADGETS	10
WEAPONS	14
ITEMS	16
CRIMINAL ELEMENTS	19
WARRANTY	25



Console Setup

The Nintendo® 64 Controller contains a Control Stick which uses an analog system to read the angles and direction of its movement. This allows subtle control that is not possible using the conventional + Control Pad.

When turning the Control Deck power ON, do not move the Control Stick from its neutral position on the controller.

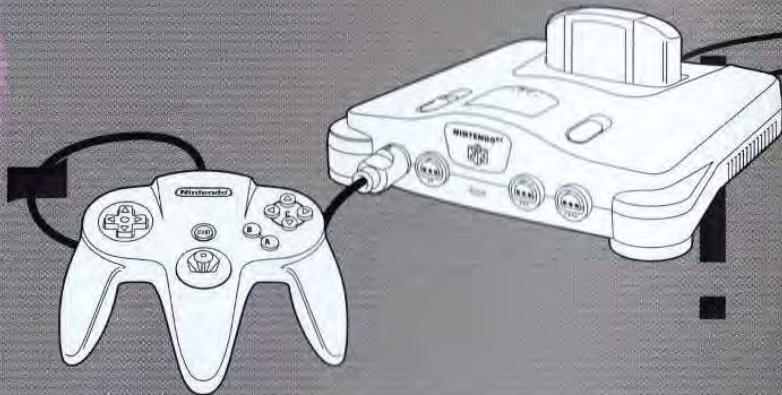
If the Control Stick is held at an angled position (as shown in the picture on the left) when the power is turned ON, this position will be set as neutral. This will cause games using the Control Stick to operate incorrectly.



To reset the neutral position once the game has started, let go of the Control Stick so it can return to its center position (as shown in the picture on the left) then press START while holding the L and R Buttons.



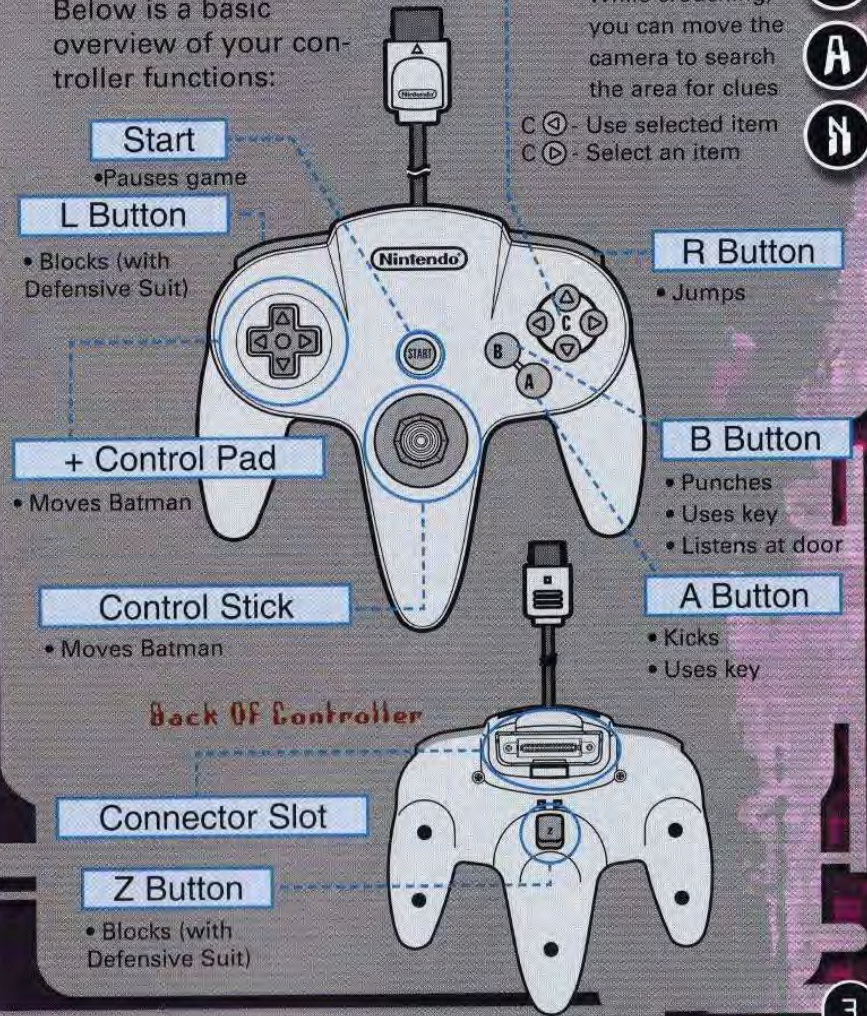
The Control Stick is a precision instrument, make sure not to spill liquids or place any foreign objects into it.




Controller

You can't fight crime unless you know how to dodge a punch and dish out a few of your own.

Below is a basic overview of your controller functions:





The Last Laugh?

In the mid 21st century, **Bruce Wayne** has retired from crime-fighting and the last known sighting of **Batman** occurred over twenty years ago. But evil never rests in **Gotham City**. Now, a menacing street gang known as the **Jokerz** terrorizes innocent citizens. But when the Jokerz burglarize several computer operating systems for their high-tech components, Wayne suspects someone else is the mastermind behind their schemes. Wayne reluctantly agrees to let his new teenage protégé **Terry McGinnis**, the new

Batman Beyond, investigate the recent chaos. McGinnis is barely on the case when Wayne is nearly killed by **The Joker** at a shareholder meeting for **Wayne Enterprises**.

How could **The Joker**, the seemingly immortal **Clown Prince of Crime**, still be alive and stronger than ever? The secret rests in what transpired the night **Batman** fought **The Joker** for the last time. Now it's up to you to find out and avenge your mentor before **The Joker's** last laugh is on you.





Game Setup

Batman Beyond: The Return of The Joker gives you the freedom to customize your game to match your skill level.



Difficulty

The game features two difficulty levels: Normal and Hard. Play the Normal level until you've completed the game.



Options

Customize the way you fight crime! Crank the tunes or adjust the screen brightness and Control Stick sensitivity on this menu.



Button Configuration

Switch your button configuration using the command at the bottom of the Options menu.

Press the A Button to select a command, choose the new location, and press the A Button again.



Batsuits

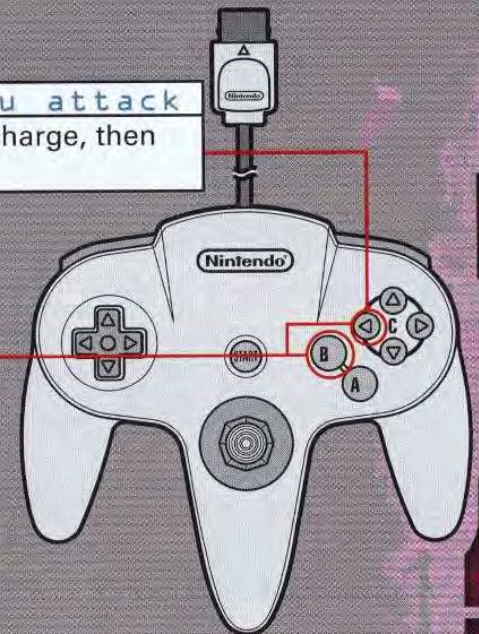
Choose from four suits at the start of each stage: Standard, Offensive, Defensive and Nimble. Until you're familiar with each stage and the enemies, the Standard and Defensive suits are your best bets for success.

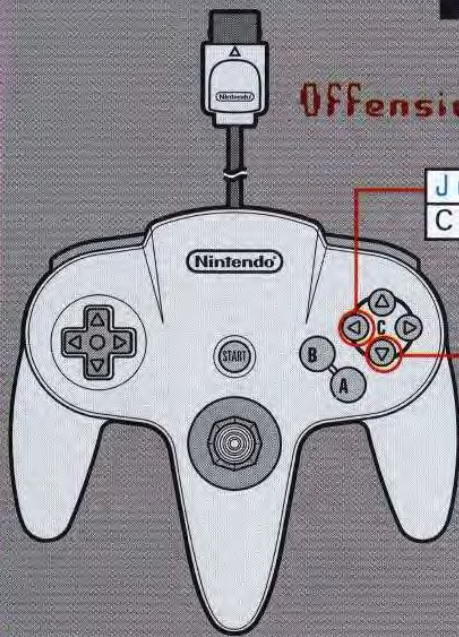


Standard

Use Nun Chaku attack
Hold C (Ⓢ) Button to charge, then let go to attack

Use an item
B Button or C (Ⓢ) Button when the item is selected





Offensive

Jumping Kick
C + Up Button

Spin Kick
C + Down Button
when enemy or target is close to Batman

Defensive

Rush with Shield
C + Left Button while moving

Block
C + Right Button

Crouch & Block
C + Down Button



Nimble


Roll Forward
C + Left Button while moving

Sideways Roll
C + Right Button while standing

Double jump
Press the R Button twice

Glide
Press the R Button and move the Control Stick

Jumping Kick
A Button while moving



Gadgets

The latest technology won't do you any good if you don't know how to use it. Here are the futuristic batcave secrets revealed:

Flight

Retractable wings in the Nimble Suit allow Batman to temporarily glide over obstacles.

Radio Receiver

A radio receiver implant in all of the suits gives Terry two-way contact with Bruce Wayne.

Neuralmuscular Amplification

It's just a fancy term for why the Dark Knight always wins--his special suit magnifies his natural power!

Built-in Failsafe Device

In the unlikely event that any Batsuit would ever fall into the wrong hands, the wearer would be paralyzed.



Shotgun Microphone

Sensitive fingertip radio receivers in the Batsuits will pick up distant sounds. This is an excellent tool for locating foes behind closed doors.




Special Armaments

Depending on the suit that you've selected, you'll find special Batgadgets that release from the wrists. You'll find that the Standard Suit carries the most gear.

Boot Jets

Rocket thrusters in your boots. Press the A Button after you find the Jets power-up used to activate this item.



Blast Into The Future With The Newest Guardian of Gotham City!

The first full-length feature movie!



Own it now on videocassette or DVD! Available in stores October 24, 2000.

BATMAN BEYOND and all related characters, names, and indicia are trademarks of DC Comics. © 2000. Warner Home Video.



© 2000 Warner Bros. Animation. All Rights Reserved. BATMAN BEYOND and all related characters, names and indicia are trademarks of DC Comics. © 2000




Includes "CRASH" by MEPHISTO ODYSSEY featuring

STATIC-X. End title featuring KENNY WATNE SHEPHERD

and score by KRIS CARTER. Available now on CD!

BATMAN BEYOND™ RETURN OF THE JOKER SOUNDTRACK



BATMAN BEYOND™ SOUNDTRACK

Soundtrack to the hit animated television series. Available now on CD & cassette!



BATMAN BEYOND™ RETURN OF THE JOKER SOUNDTRACK

LOOK FOR THESE TWO BATMAN BEYOND™ SOUNDTRACKS

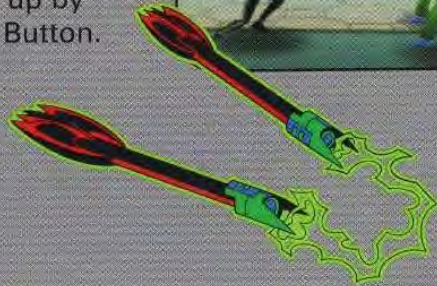


Weapons

You may only use the weapons that Bruce has equipped in your **Batsuit**. You may find replacements hidden in some game levels.

Magnetic Nun Chaku

An electrified martial arts weapon. Use it for quick, fast blows, or power it up by holding the Left C Button. In the hands of a master, the Magnetic Nun Chaku is unbeatable.



Dark Knight Discus

An explosive ranged weapon, the Discus is ideal for dispatching distant criminal foes. If you run out, look for more in the boxes throughout the stages.



Dark Knight Staff

A long, powerful staff reinforced with sharp, bat-shaped blades at both ends. When employed properly, the **Dark Knight Staff** will simultaneously neutralize approaching enemies both in front of you and behind you.



Dark Knight Shields

Dark Knight Shields are only equipped on the Defensive Suit. To attack using the shields, press the Left C Button while moving towards your target.





Items

Bruce Wayne knows that a good crime fighter is a resourceful one. You'll learn this as you find and use the many hidden items in the game.



Offensive (Attack) Suit

Switches your present suit to the Offensive Suit. The neuromuscular amplification makes it easy to break steel boxes.



Defense Suit

Switches your present suit to the Defensive Suit. An excellent item to use if you're fighting against a tough bunch.



Nimble (Jump) Suit

Exchanges your present suit for the Nimble Suit. Go for the Nimble Suit when you know you're going to be confronting a series of tough jumps in the stage.



Trap

Increases Batman's life by one. Usually found in hidden rooms.



Increased Discus

Replenishes your Dark Discus supply. Keep in mind that your suit can only carry ten Dark Discuses at one time. Use them wisely.



Full HP Recovery

Recovers a segment of your life bar or restores your entire life bar. You can usually find these items in boxes or in hidden rooms in every stage.



Key

Used to unlock doors in stages throughout the game. You'll usually find a key on the toughest enemy in a room.



Boxes

R&D Box. These boxes are very easy to break, although most don't have anything inside.



Wayne Building Box. Easily broken with punches. You'll usually find an HP Recovery inside.



Reinforced Wayne Building Box. The only way you'll break into these boxes is with the amplified power of the Offensive Suit. Most boxes are guarded.



Asylum Box. These decrepit old boxes are exceptionally easy to break with a kick or a punch.



Candy Factory Box. Most of these brightly wrapped boxes can be easily smashed with several well-placed kicks or punches.



Criminal Elements

Most of the rogues encountered in this gallery already have extensive criminal records. The police will round up the Jokerz after you knock them out.

Loe



A grinning goon with a misdemeanor record. A slow mover that's an even slower thinker. Rookie cops take these losers down daily.

Happy

Not a Rhodes scholar candidate. The only thing this goof learned before flunking out of his math class was that there is some safety in large numbers.



Thug 3



A street tough with a lot of muscle everywhere except between his ears. His slow reactions work to your favor.



Thug 4



Found in the Jolly Jack Candy Factory. Take him out while he takes a break between flamethrower blasts.

Thug 5

He looks skinny, but this mental case has a nasty kick. Try going evasive with a few jumps or take him out with a series of well-aimed Dark Discus attacks.



Robot 1



Wayne Building Security Robot. Reprogrammed by the Jokerz, these mechanical menaces are nothing more than hovering hoodlums.

Robot 2

A reprogrammed work robot. Use its slow speed to your advantage by maneuvering behind it before delivering several kicks.



Robot 3

This Security Robot has been reprogrammed to eradicate anything that vaguely resembles a bat. Shut it down with your Dark Knight Discuses or several kicks.



Mutant 1



It takes a sick mind to genetically create a Minotaur. This wild bull will charge and gore any slow-moving target. Watch out for the one-two punch, too.

Mutant 2

This lycanthropic lackey has a bite that's far worse than his bark. Teach this bad dog to heel with a kick or two.



Mutant 3



This genetically altered beast exhales a poisonous gas created inside its respiratory system and packs a devastating uppercut.

Bonk



This steel-toed menace stomps his feet, releasing a seismic attack that can sweep you off your feet. Hit Bonk as he moves, then jump away from the aftershocks.

Security Robot

The ultimate in Wayne Enterprises' high-tech security. Avoid the impact bombs by constantly moving around.




Crane Operator



This disgruntled employee needs to be retired. Avoid the falling cargo by moving as much as possible. Punch his clock and run away as fast as possible.





Proof Of Purchase



0 08888 13012 3

Batman™ Beyond

0 08888 13012 2

BATMAN BEYOND and all related characters, names and indicia are trademarks of DC Comics © 2000. Game Software © 2000 Kemco. Published under license by Ubi Soft, Inc. Ubi Soft and the Ubi Soft Entertainment logo are registered trademarks of Ubi Soft, Inc.

WARRANTY AND SERVICE INFORMATION

Read this license agreement carefully before using this software product "BATMAN™ BEYOND". By using this product, you indicate your acceptance of the terms of the following agreement. These terms apply to you and any subsequent licensee of this product.

This copy of the Product is licensed to you for use under the following conditions:

A. Permitted Uses.

You may:

1. Permanently transfer the Product and its documentation to another user provided you retain no copies and the recipient agrees to the terms of this agreement.

B. Prohibited Uses.

You may not:

1. Transfer, distribute, rent, sub-license, or lease the Product or documentation, except as provided herein.
2. Alter, modify, or adapt the Product or documentation, or portions thereof including, but not limited to, translation, decompiling, disassembling, or creating derivative works.
3. Make copies of the documentation, the Product, or portions thereof.
4. Export the Product in violation of any United States export laws.

C. Limited Warranty by Ubi Soft, Inc.

Licensor warrants that the optical media on which the Product is distributed is free from defects in materials and workmanship. Licensor will replace defective media at no charge, provided you return the defective item with dated proof of payment to Licensor within ninety (90) days of the date of delivery. This is your sole and exclusive remedy for any breach of warranty, except as specifically provided herein and in the manual to this product. Ubi Soft Inc. makes no warranty or representation, either express or implied, with respect to the product, including its quality, performance, merchantability, or fitness for a particular purpose. In no event will Ubi Soft Inc. be liable for direct, indirect, special, incidental, or consequential damages arising out of the use or inability to use the product or documentation, even if advised of the possibility of such damages. In no case shall Ubi Soft Inc.'s liability exceed the amount of the license fee paid. The warranty and remedies set forth above are exclusive and in lieu of all others, oral or written, express or implied.

D. Warranty and Indemnification by You:

You warrant that you will abide by the terms and conditions set forth herein, and that you indemnify Ubi Soft Inc., its directors, officers, employees, agents and licensees for any costs, damages, or liabilities arising from any claims arising from any breach of the aforesaid warranty.

E. General:

Ubi Soft, Inc. retains all rights not expressly granted herein.

Nothing in this License Agreement constitutes a waiver of Ubi Soft Inc.'s rights under United States copyright or other law. This License is non-exclusive. This License and your right to use the Product automatically terminate without notice from Ubi Soft Inc. if you fail to Comply with any provision of this License Agreement or any terms and Conditions associated with the sale of this Product. Upon termination, you will destroy all documentation and disks. This Agreement is governed by the laws of the State of California.

Ubi Soft Entertainment, Inc.
625 Third Street, 3rd Floor - San Francisco, CA 94107
For information: 415-547-4000