


# Go Ape on Game Boy®!

## INSTRUCTION BOOKLET



Thrilling Tarzan Action



Four Playable Characters



Wild Jungle Adventure



EmuMovies

ACTIVISION



## WARNINGS AND CONSUMER INFORMATION

WARNING: PLEASE CAREFULLY READ THE CONSUMER INFORMATION AND PRECAUTIONS BOOKLET INCLUDED WITH THIS PRODUCT BEFORE USING YOUR NINTENDO® HARDWARE SYSTEM, GAME PAK OR ACCESSORY. THIS BOOKLET CONTAINS IMPORTANT SAFETY INFORMATION.


THIS PRODUCT HAS BEEN RATED BY THE ENTERTAINMENT SOFTWARE RATING BOARD. FOR INFORMATION ABOUT THE ESRB RATING, OR TO COMMENT ABOUT THE APPROPRIATENESS OF THE RATING, PLEASE CONTACT THE ESRB AT 1-800-771-3772.

THE OFFICIAL SEAL IS YOUR ASSURANCE THAT NINTENDO HAS APPROVED THE QUALITY OF THIS PRODUCT. ALWAYS LOOK FOR THIS SEAL WHEN BUYING GAMES AND ACCESSORIES TO ENSURE COMPLETE COMPATIBILITY. ALL NINTENDO PRODUCTS ARE LICENSED BY SALE FOR USE ONLY WITH OTHER AUTHORIZED PRODUCTS BEARING THE OFFICIAL NINTENDO SEAL OF QUALITY.



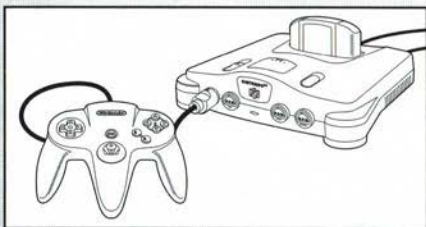
## TABLE OF CONTENTS

Getting Started.....	2
Bug Controls.....	4
The Main Menu.....	5
The Story.....	7
Flik's Friends.....	8
Keep Flik Moving.....	10
Seeds and Plants.....	11
Berry Attack!.....	14
Success Tokens.....	16
Challenge Modes.....	17
The Status Icons.....	18
Completing the Levels.....	19
Bad Bugs.....	20
Bosses.....	22
The Lands of Bugdom.....	23
Game Hints.....	24
Credits.....	26
Customer Support.....	28
Software License Agreement.....	29



## GETTING STARTED

### Connecting the Nintendo® 64 Controller



To play Disney/Pixar's *A Bug's Life*, connect a controller to socket one located on the front panel of the control deck.

If you change the connection during the game, you will need to turn the power OFF to make the connection active.

### Rumble Pak™/Controller Pak

The game, Disney/Pixar's *A Bug's Life*, is compatible with the Rumble Pak and Controller Pak accessories. Before using them, read the Rumble Pak and Controller Pak accessory instruction booklets carefully.

Any time you start a game, you will be prompted to insert your Rumble Pak or Controller Pak at that time. If you are not using a Rumble Pak or Controller Pak, you will see a message reminding you that the Rumble Pak or Save/Load features will not be available. Remember, it is important to only switch your Rumble Pak and Controller Pak when prompted to do so.

Note: *A Bug's Life* may not be compatible with all 3rd party accessories.

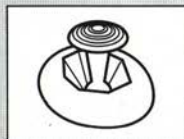
### Control Stick Function

The Nintendo 64 Control Stick uses an analog system to read the angles and directions of its movement. This allows subtle control that is not possible using the conventional + Control Pad.

When turning the Control Deck power ON, do not move the Control Stick from its neutral position on the controller.



If the Control Stick is held at an angled position (as shown in the picture on the left) when the power is turned ON, this position will be set as neutral. This will cause games using the Control Stick to operate incorrectly.



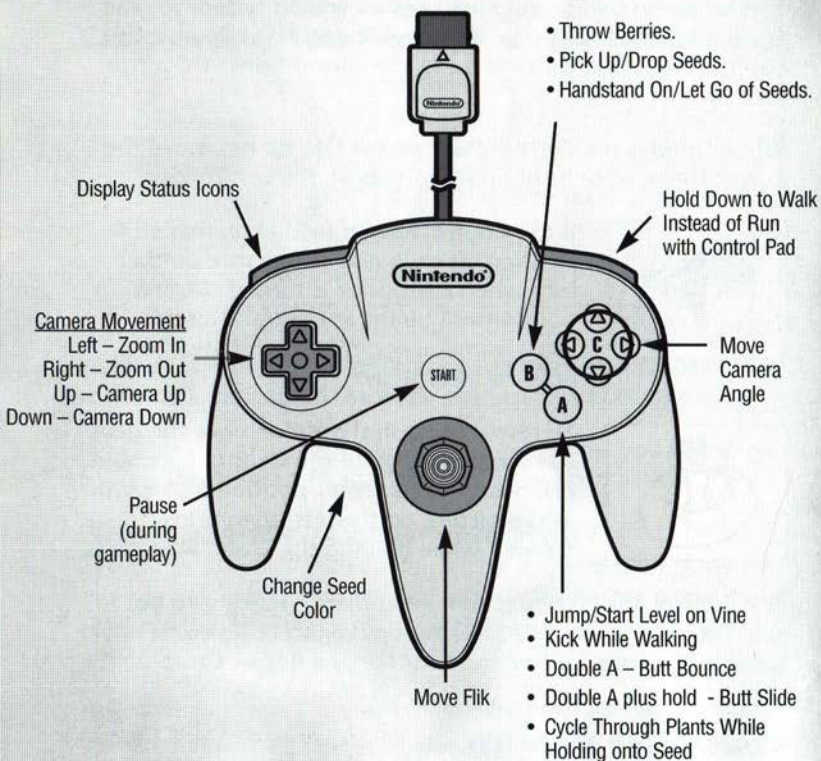
To reset the neutral position once the game has started, let go of the Control Stick so it can return to its center position (as shown in the picture on the left) then press **START** while holding the **L** and **R** Buttons.

The Control Stick is a precision instrument—make sure not to spill liquids or place any foreign objects into it. If you need assistance, contact a Nintendo Authorized Repair Center.

### Controller Pak Menu

Press and hold Start upon powering up or reset to access the Controller Pak menu. This will allow you to view and delete game notes from a Nintendo 64 Controller Pak. Follow on-screen instructions to Exit or Delete Notes.

## BUG CONTROLS




## Menu Selections

- Control Pad or Control Stick Up, Down, Left or Right to highlight options.
- Press the A Button to select option.
- Press the B Button to go to the previous menu.

Press START during the game to pause or exit and access the Options Menu (see Options, on page 5).

## THE MAIN MENU

Flik lives in an organic, ever changing world. So the Main Menu is made up of a vine. Each leaf on the vine takes Flik to a different place.



## Choosing a Level

To enter a level:

1. Press the Control Stick left or right to select a Level Leaf.
2. Press the A button to begin the game.

## Options

To choose an option selection, select the options leaf and press the A button. In the options screen you can perform the following functions.

1. View control settings
2. Turn subtitles on/off
3. Restore default settings
4. Adjust music volume
5. Adjust SFX volume
6. Change text speed
7. Change camera mode



## Saving and Loading Games

Note: You must have a Controller Pak inserted in your Nintendo 64 Controller in order to save a game or load a previously saved game.

To save a game:

1. Select the leaf marked Load/Save and press the **A** button.
2. Select the Controller Pak that says "Save Game."
3. Press **A**.
4. Select slot **A**, **B** or **C**.
5. Press **A** to save your game.



To load a saved game:

1. Select the leaf marked Load/Save and press the **A** button.
2. Select the Controller Pak that says "Load Game."
3. Press **A**.
4. Select slot **A**, **B** or **C**.
5. Press **A** to load your game.

Press the **B** button to go back to the previous menu.

## Training Level

Select the Training leaf to learn everything you need to know about berry throwing, planting seeds and using plants. Your teacher is Mr. Soil. Pay attention to the master and you'll soon be ready to go grasshopper hunting.



## THE STORY

Every year on Ant Island, the ant colony, under the rule of the Queen Ant and Princess Atta, who is training to succeed her aged mother, works tirelessly gathering food for winter. And every year, cold-hearted Hopper and his hungry horde of unruly grasshoppers ride through and demand food from the timid ant colony. It's not only terrifying to the ants; it's downright humiliating! Flik, a klutzy but inventive worker, has built a harvesting contraption to help increase food production. Instead, it runs out of control and destroys the ant's food offering to the grasshoppers.

When the grasshoppers arrive, Hopper is furious with the colony's apparent lack of progress. Unwilling to listen to an explanation, Hopper demands "twice the food."

"We'll be back at the end of the season," Hopper intones, "when the last leaf falls."

Flik is put on trial for his colossal mistake and brought before Princess Atta and the Ant Council. During the proceedings, Flik, unable to contain his thoughts and ideas, suggests they find bigger bugs to help defend the colony against the grasshoppers. Flik even volunteers to find them himself. Surprisingly, Princess Atta grants his request to go search for the bugs, secretly hoping it will keep the jinxed Flik out of the way, allowing the colony to meet Hopper's demands without interruption.

Now Flik will leave the island in search of tough bugs, oblivious to the fact that the colony is more than happy to see him go. Once he gets to the big world outside, the adventures awaiting Flik will change him and Ant Island forever!

## FLIK'S FRIENDS

Meet Flik's tough and battle-ready bug warriors.

### **Slim** the Walking Stick

Slim, the circus clown, always complains about how misunderstood he is and that he is merely a prop for others amusement.



### **Heimlich** the Caterpillar

Heimlich likes to eat and his stomach proves to be a useful trampoline. Heimlich tends to giggle when you hop on his tummy.

### **Francis** the Lady Bug

Francis is often mistaken for a lady. He is a ladybug after all. Francis overcompensates for this by attempting to pick a lot of fights.



### **Rosie** the Black Widow


Rosie doesn't spin the strongest web in the world, but she tries her best. Flik can navigate over obstacles by using Rosie's webs. Rosie hangs nearby encouraging Flik to hurry along.

### **Dim** the Rhino Beetle

Dim is all heart. Flik uses Dim as an airlift to transport Blueberry Scouts in "The Tree" level. Despite Dim's usefulness, he tends to speak in single syllables.



**Tuck & Roll** the Pillbug Acrobats  
Flik uses these eager pillbugs to bounce himself upwards. All the while they speak a very enthusiastic Hungarian form of gibberish.



### **Gypsy** the Moth

Gypsy, a stunning beauty, radiates self-confidence. When Gypsy's wings unfurl, her back takes on a splendiferous appearance.

### **Manny** the Magnificent

Manny tends to take his magic arts and himself very seriously. Beneath the curmudgeonly surface, however, lurks a helpful heart of gold. Manny's magical chamber (a Chinese take-out container) comes in very useful in Flik's quest to rid the colony of the grasshoppers.



## KEEP FLIK MOVING

Flik is one agile ant! He's strong too, since all ants are strong. Flik can pick things up and haul them around. He can throw berries and whack a flying wasp right between the eyes (if the wasp deserves it). He can jump, butt bounce, spin, kick, slide and swing from vines.



To move Flik around in his world, press the Control Stick in the direction you want him to go.

If he needs to get over an obstacle, press the **A** button to make him jump. Many obstacles are too high for Flik to jump over unless he has some help. Check out your surroundings to find what you need. Think like a bug!

Flik can pick up objects. When Flik gets close to a seed, press the **B** Button. If the seed is moveable, Flik will hoist it over his head. If not, Flik will do a handstand on it.

Hint: Movable seeds are resting on the ground. Immovable seeds are planted a small bit into the ground.



## SEEDS AND PLANTS

There are plenty of seeds scattered throughout Flik's world. All seeds are brown when you first see them. The plants that grow from them can do amazing things:

- Enhance Flik's health
- Shield him from attack
- Help him fly
- Make him invincible
- Grow platforms for jumping
- Damage enemies



### Seed Tokens

Seed tokens let you change the color of a seed and the kind of plant that grows from it.

When you collect tokens, the kind of plant you can grow is shown at the bottom right of the screen, along with the color you need to choose when you want to make that kind of plant. When you collect more than one of the same token color, Flik gains the power to grow more plants.

For Example: If Flik collects all four blue tokens he can grow four different plants.



## What the Tokens Grow

### Brown

- 1 Token - A Mushroom for jumping.
- 2 Tokens - A Propeller Plant to lift Flik up.
- 3 Tokens - A Dandelion to help Flik fly.
- 4 Tokens - A Cannon Plant to shoot Flik to new heights.

### Green

Each new Token helps grow plants with more leaves, so Flik can climb higher and higher.

### Blue

This plant produces useful items which can help Flik. Pick these up to gain their powers.

- 1 Token - Invincibility for a short time.
- 2 Tokens - Health to restore damage.
- 3 Tokens - Bubble Shield to protect you from three enemy hits.
- 4 Tokens - Super jump.

### Purple



Berry power! You can power-up your berry one step for each token collected, or find the right berry power-up in the level.

### Yellow

- 1 Token - Blue Berry shooter to damage grasshoppers.
- 2 Tokens - Purple Berry shooter homes in on grasshoppers.
- 3 Tokens - Mine Plant, same as a Gold Berry. This plant permanently eliminates enemies.

## How to Handle Seeds

**Pick Up a Seed** - Walk up to it and press the **B** button. Press the **B** button again to put the seed down. (You can't pick up a seed that's imbedded in the soil.)



**Do a Handstand on a Seed** - Walk up to it and press the **B** button. Press the **B** button again to let go of the seed.

**Change the Color of a Seed** - Press the **Z** button while standing near a seed or holding onto it. You must have picked up a token to change the color of a seed.

**Plant a Seed** - Jump on it.

**Drop the Seed on an Enemy** - Press the **B** button.

**Get Another Seed from a Plant You Already Planted** - Walk up to the plant and press the **B** button. Lift the plant and drop it somewhere else. The new seed is below it. You can change the color of the new seed.

**Cycle Through Plants** - While Flik is holding a seed, you can cycle through all of the different plants you have earned by pressing the **A** button.



## BERRY ATTACK!

Flik's first line of defense is his berry throw. To throw a berry, turn Flik to face the enemy and press the **B** button. If an enemy is in range either on the ground or in the air, Flik can nail him. When an enemy gets hit with enough berries, it vanishes... if it's the right berry.



Berries vary in power. Flik always carries red berries, which are the weakest. He must hit enemies with multiple red berry shots to knock them out. Red berries won't even bother a grasshopper—they just make them mad. More powerful berries are scattered around for you to find.

When you see a berry power-up, walk Flik into it. Then your berry shots will be more powerful and require less throws to take out an enemy.

## Berry Power

**Red** – Flik has these all the time until he finds more powerful replacements. Grasshoppers just laugh at this one.



**Blue** – Smoke bomb. Hit a bug with this and it vanishes in a blue cloud.

**Green** – This homing berry chases down a target.

**Purple** – A homing berry just like the green one but it wipes the smile off a grasshopper's face. It's more powerful than the green berry, and flies faster to the target.

**Gold** – The most powerful berry. It explodes in flames when thrown. Bugs stay gone after getting hit with this one. A gold berry keeps enemies from returning after you knock them out the first time. When you have gold berries, you can keep track of how many enemies you have left in a level. Every time you whack an enemy, a countdown number displays at the bottom of the screen.

Be careful! Don't pick up a weaker berry than the one you already have!



## THE STATUS ICONS

Keep track of Flik's status by pressing the **START** or the **L** button to display the Status Icons at the top and bottom of the screen.



**Lives** – Flik begins the game with six lives. If he takes health damage and falls over, he returns to the game where he left off, but with one less life. Check the number by Flik's face in the Status Icons to see how many lives you have left. When Flik loses all his lives, the game is over.

**Health** – Watch the Health Leaf closely. When Flik has full health, the leaf is perfect. But every time he gets attacked or injured, a bite gets taken out of the leaf. Too many bites and the leaf is gone—and Flik along with it.

Repair Flik's health by picking up Health leaves, marked with a red cross, released by some defeated enemies and blue seed plants.

**Grains** – Watch your grain count at the bottom left of the screen. Collecting 50 grains in any level gives Flik full health and a Silver Grain Token.

**Seed Power** – As you find more seed tokens of the same color, the number of plants Flik can grow increases. The Seed Power symbols, at the bottom right of the screen, show the plants that will grow from seeds of that color.

**FLIK Letters** – Collect the four letters of Flik's name to find a Bronze FLIK Token and receive an extra life. As you collect them, they take their place in the top Status Icons.

## COMPLETING THE LEVELS

To complete a level, you don't have to get all the tokens and destroy all the enemies. You simply have to find an exit, complete a goal, or defeat the boss. If you don't get 100% completion, you can return later and try again.

### Dewdrop Telescopes

Flik's ingenious scopes reveal level exits and hidden treasures. Touch a telescope to look through it and see a rotating view of items or the exit location and surrounding detail.



### The Harvester

You can use the Harvester to suck in the grains. Press the **B** button to put it on and the **A** button to take it off. The Harvester can kill most enemies permanently just by running into them.



## BAD BUGS!

These rotten insects make you ashamed to call yourself a bug!

### Grasshopper

They can munch their way through a cornfield in a couple of hours and not leave a scrap. Try to knock them out with a red berry? Forget it.



### Mosquitoes

Not too rough, but a real pain. River beds are loaded with them.



### Flies

You'll know when you're in the city because these guys treat you like garbage.



### Cockroaches

Look for loads of these urban crawlers around junk piles.



### Spiders

The most common of enemies, spiders pop out of the ground to take a bite out of Flik.



### Mites

Watch out for their pointy nose, or they'll poke Flik.



### Grubs

Don't hang around in tunnels when these things come drilling through the walls.



### Centipedes

These creeps pop out of walls and take a bite out of Flik.

### Armor Plated Beetles

APBs are built like iron balls. They retreat into their armor to avoid berries.



### Wasp

These vicious aerial attackers hover over Flik and try to sting him.



### Dragonflies

These airborne obstacles aren't overly aggressive, but they will take a bite out of Flik.



### Earthworms

Lurking underground, these bugs loom above Flik when they come out of hiding.



### Daddy Long Legs

They tower over Flik, and wander the streets of the city. Watch out for those webs.



### Taxi Bug

These lumbering insects won't go out of their way to attack Flik, but a red berry won't hurt their tough hides.



## BOSSSES

Flik will travel to five different lands during his search. To win victory in each land, he must defeat the boss.

### Thumper

Can you say "crazy?" Thumper can't – he's too busy screaming while trying to tear Flik into tiny Flik flakes. He also launches deadly mosquitoes, so beware!



### Bird

Everyone is afraid of the Bird... even Hopper!



### Thud the Horsefly

This bug looks like he could eat a horse!



### Molt

Shedding puts this heavy duty grasshopper in a rotten mood. Once he gets up speed, he has a tough time slowing down.



### Hopper

This grasshopper gang leader is the reason for Flik's quest away from Ant Island. Defeat him and the game is won!



## THE LANDS OF BUGDOM

Flik must travel through all five lands to complete his journey. Each part of his trip contains three levels.


### Ant Island

This is your homeland. But it's still dangerous. Practice your planting skills and berry attacks. Dot will guide you in the first level. She knows the exit's location. But don't just run for the door. There are treasures to find. Next, travel eerie tunnels and escape danger using your seeds. Battle a grasshopper in the council chamber.



### Leaving Ant Island

Change your altitude or you'll never get out of here. When you make your escape, travel the sunbaked soil of a river bottom thick with mosquitoes. Don't even think about how scary birds are.



### Little Ant, Big City

Dodge traffic and explore this strange new land. This is where you'll make some friends and begin to see solutions to the Hopper problem. Get ready to have some serious berries. This place is crawling with cockroaches.

## Return to Ant Island

You head back home leading a band of warriors. Each one of your friends can help in difficult situations. You begin to hatch a scheme to rid your colony of the dreaded Hopper.



## Grasshopper War


Grasshoppers are everywhere! They swarm over your colony in this final battle for the future of Antkind. Learn to fight with new weapons but save your strength. Hopper won't go quietly.



## GAME HINTS

- Remember, if you are carrying a seed you can drop it on top of enemy bugs. You have to get pretty close, so be careful.
- Some seeds are movable. Try placing them under tokens you can not reach with a normal jump.
- If a token is out of reach, try finding another token that will allow Flik to reach new heights.
- Propeller plants are very useful for moving seeds.
- Propeller plants give Flik a boost when he is flying on the Dandelion. Pause in the updraft of a propeller plant to give Flik extra height.
- Sometimes Flik will find movable seeds in tight places where it seems impossible to remove the seed. Keep trying different things to find a way out. Think like Flik!

- Check everywhere for treasures. Vital items can be hidden in out of the way places.
- Sometimes the best defense is to run for your life.
- Bad bugs aren't the only thing that can damage Flik. Look out for hazards that may appear harmless but are hopeless for ants.



## CREDITS

### Disney Interactive

#### Senior Producer

Dan Winters

#### Associate Producer

Peter Wyse

#### Production Manager

Mary Schuyler

#### Art Direction

Christina Vann

#### Assistant Producer

Renee Johnson

#### Senior Artist

Thom Ang

#### Senior Lead Tester

Carlos Schulte

#### Lead Tester

Pat Larkin

#### Testers

Andre Aguilar

Ernie Gallardo

Kristin Bachman

Roger Bray

Kevin Cope

Karl Drown

Romy Flores

#### With the Voice Talents of

Flik - Dave Foley

Mr. Soil - Roddy McDowall

Dot - Hayden Panettier

Slim - David Hyde Pierce

Heimlich - Joe Ranft

Francis - Nick Jameson

Manny - Jonathan Smith

Gypsy - Madeliene Kahn

Rosie - Bonnie Hunt

Dim - Brad Garrett

Tuck/Roll - Michael McShane

Thud - Jack Angel

Blueberry Scout - Lauri Shillinger

Molt - Rickhard Kind

Atta - Jodi Benson

Hopper - Andrew Stanton

### Traveller's Tales

#### Gaming Design and Programming

Jon Burton

#### Nintendo 64 Programming

Gary Vine

Stephen Harding

#### Head Artist

James Cunliffe

#### 3D Engine Programming

Dave Dootson

Gary Vine

#### Character Animation

Jeremy Pardon

Dave Burton

#### Character Artwork

Neil Allen

Dave Burton

Bev Bush

Jeremy Pardon

Will Thompson

#### Background Artwork

James Cunliffe

Neil Allen

Bev Bush

Jeremy Pardon

Will Thompson

#### Terrain Design

Barry Thompson

#### Nintendo 64 Artwork

Carleen Smith

Jon Rashid

Bev Bush

Sean Naden

#### Utility Programming

Stephen Harding

Gary Vine

Andy Holdroyd

Dave Dootson

#### Directed by

Jon Burton

### Activision

#### Associate Producer

Jamie Bafus

#### Senior VP Activision Studios

Mitch Lasky

#### Product Manager

Michelle Corrigan

#### Publicity

Julia Roether

#### VP North America Marketing

Marc Metis

#### Senior VP Marketing

Eric Johnson

#### VP Corporate Communications

Maryanne Lataif

#### Quality Assurance Sr. Lead

Marilena Morini

#### Quality Assurance Associate Lead

Aaron Casillas

#### Testers

Ben deGuzman

Bruce Campbell

#### Quality Assurance Manager

David Arnspiger

#### VP Quality Assurance/Customer Support

Jim Summers

#### PACKAGING:

#### Creative Director

Ron Gould

#### Associate Creative Director

Veronica Milito

#### Designer

Erik Jensen

#### Copywriter

Lori Ellison

#### Production Artist

Ron Graening

#### Manual Layout and Design

Sylvia Orzel

#### Documentation Manager

Mike Rivera

#### Special Thanks

John Lasseter

Bob Pauley

Katherine Sarafian

Kathleen Handy

Disney Feature Animation

Disney Character Voices

Disney Interactive Videogames Team

Helen Burton

Wendy Vine

Ko-Shuey Chen

Francesca Charlesworth

Helen Gavin

Kathryn Naden

Sasha Smith

Larry Goldberg

George Rose

Jason Kramer

and all the kids who gave us great feedback...

## CUSTOMER SUPPORT

### Online Support

- Internet: [support@activision.com](mailto:support@activision.com) or <http://www.activision.com>

### Other Contact Methods

Fax (310) 255-2151, 24 hours a day

Mail Activision, Customer Support,  
P.O. Box 67713, Los Angeles, CA90067

Phone Call our 24-hour voice-mail system for answers to our most frequently asked questions at (310) 255-2050. Or contact a customer service representative at the same number between the hours of 9:00 a.m. and 5:00 p.m. (Pacific Time) Monday through Friday, except holidays.

#### Proof of Purchase

ISBN 1-58416-010-1



## WARRANTY AND SERVICE INFORMATION

### SOFTWARE LICENSE AGREEMENT

**IMPORTANT - READ CAREFULLY:** USE OF THIS PROGRAM IS SUBJECT TO THE SOFTWARE LICENSE TERMS SET FORTH BELOW. "PROGRAM" INCLUDES THE SOFTWARE INCLUDED WITH THIS AGREEMENT, THE ASSOCIATED MEDIA, ANY PRINTED MATERIALS, AND ANY ON-LINE OR ELECTRONIC DOCUMENTATION, AND ANY AND ALL COPIES AND DERIVATIVE WORKS OF SUCH SOFTWARE AND MATERIALS. BY OPENING THIS PACKAGE, AND/OR USING THE PROGRAM, YOU ACCEPT THE TERMS OF THIS LICENSE WITH ACTIVISION, INC. ("ACTIVISION").

**LIMITED USE LICENSE.** Disney/Pixar and Activision grant you the non-exclusive, non-transferable, limited right and license to use one copy of this Program solely and exclusively for your personal use. All rights not specifically granted under this Agreement are reserved by Disney/Pixar and Activision. This Program is licensed, not sold. Your license confers no title or ownership in this Program and should not be construed as a sale of any rights in this Program.

**OWNERSHIP.** All title, ownership rights and intellectual property rights in and to this Program and any and all copies thereof (including but not limited to any titles, computer code, themes, objects, characters, character names, stories, dialog, catch phrases, locations, concepts, artwork, animation, sounds, musical compositions, audio-visual effects, methods of operation, moral rights, and any related documentation, incorporated into this Program) are owned by Disney/Pixar and Activision. This Program is protected by the copyright laws of the United States, International copyright treaties and conventions and other laws. This Program contains certain licensed materials and such licensors may protect their rights in the event of any violation of this Agreement.

#### YOU SHALL NOT:

- Exploit this Program or any of its parts commercially, including but not limited to use at a cyber cafe, computer gaming center or any other location-based site. Activision may offer a separate Site License Agreement to permit you to make this Program available for commercial use; see the contact information below.
- Sell, rent, lease, license, distribute or otherwise transfer this Program, or any copies of this Program, without the express prior written consent of Activision.
- Reverse engineer, derive source code, modify, decompile, disassemble, or create derivative works of this Program, in whole or in part.
- Remove, disable or circumvent any proprietary notices or labels contained on or within the Program.
- Export or re-export this Program or any copy or adaptation in violation of any applicable laws or regulations.

**LIMITED WARRANTY.** Activision warrants to the original consumer purchaser of this Program that the recording medium on which the Program is recorded will be free from defects in material and workmanship for 90 days from the date of purchase. If the recording medium is found defective within 90 days of original purchase, Activision agrees to replace, free of charge, any product discovered to be defective within such period upon its receipt of the Product, postage paid, with proof of the date of purchase, as long as the Program is still being manufactured by Activision. In the event that the Program is no longer available, Activision retains the right to substitute a similar program of equal or greater value. This warranty is limited to the recording medium containing the Program as originally provided by Activision and is not applicable to normal wear and tear. This warranty shall not be applicable and shall be void if the defect has arisen through abuse, mistreatment, or neglect. Any implied warranties prescribed by statute are expressly limited to the 90-day period described above.

EXCEPT AS SET FORTH ABOVE, THIS WARRANTY IS IN LIEU OF ALL OTHER WARRANTIES, WHETHER ORAL OR WRITTEN, EXPRESS OR IMPLIED, INCLUDING ANY WARRANTY OF MERCHANTABILITY, FITNESS FOR A PARTICULAR PURPOSE OR NON-INFRINGEMENT, AND NO OTHER REPRESENTATIONS OR CLAIMS OF ANY KIND SHALL BE BINDING ON OR OBLIGATE ACTIVISION.

When returning the Program for warranty replacement please send the original product disks only in protective packaging and include: (1) a photocopy of your dated sales receipt; (2) your name and return address typed or clearly printed; (3) a brief note describing the defect, the problem(s) you are encountering and the system on which you are running the Program; (4) if you are returning the Program after the 90-day warranty period, but within one year after the date of purchase, please include check or money order for \$25 U.S. currency per cartridge replacement. Note: Certified mail recommended.

In the U.S. send to: Warranty Replacements, Activision, Inc., P.O. Box 67713, Los Angeles, California 90067

**LIMITATION ON DAMAGES.** IN NO EVENT WILL ACTIVISION BE LIABLE FOR SPECIAL, INCIDENTAL OR CONSEQUENTIAL DAMAGES RESULTING FROM POSSESSION, USE OR MALFUNCTION OF THE PROGRAM, INCLUDING DAMAGES TO PROPERTY, LOSS OF GOODWILL, COMPUTER FAILURE OR MALFUNCTION AND, TO THE EXTENT PERMITTED BY LAW, DAMAGES FOR PERSONAL INJURIES, EVEN IF ACTIVISION HAS BEEN ADVISED OF THE POSSIBILITY OF SUCH DAMAGES. DISNEY/PIXAR AND ACTIVISION'S LIABILITY SHALL NOT EXCEED THE ACTUAL PRICE PAID FOR THE LICENSE TO USE THIS PROGRAM. SOME STATES/COUNTRIES DO NOT ALLOW LIMITATIONS ON HOW LONG AN IMPLIED WARRANTY LASTS AND/OR THE EXCLUSION OR LIMITATION OF INCIDENTAL OR CONSEQUENTIAL DAMAGES, SO THE ABOVE LIMITATIONS AND/OR EXCLUSION OR LIMITATION OF LIABILITY MAY NOT APPLY TO YOU. THIS WARRANTY GIVES YOU SPECIFIC LEGAL RIGHTS, AND YOU MAY HAVE OTHER RIGHTS WHICH VARY FROM JURISDICTION TO JURISDICTION.

**TERMINATION.** Without prejudice to any other rights of Activision, this Agreement will terminate automatically if you fail to comply with its terms and conditions. In such event, you must destroy all copies of this Program and all of its component parts.

**U.S. GOVERNMENT RESTRICTED RIGHTS.** The Program and documentation have been developed entirely at private expense and are provided as "Commercial Computer Software" or "restricted computer software." Use, duplication or disclosure by the U.S. Government or a U.S. Government subcontractor is subject to the restrictions set forth in subparagraph (c)(1)(ii) of the Rights in Technical Data and Computer Software clauses in DFARS 252.227-7013 or as set forth in subparagraph (c)(1) and (2) of the Commercial Computer Software Restricted Rights clauses at FAR 52.227-19, as applicable. The Contractor/Manufacturer is Activision, Inc., 3100 Ocean Park Boulevard, Santa Monica, California 90405.

**INJUNCTION.** Because Disney/Pixar and Activision would be irreparably damaged if the terms of this Agreement were not specifically enforced, you agree that Disney/Pixar and Activision shall be entitled, without bond, other security or proof of damages, to appropriate equitable remedies with respect to breaches of this Agreement, in addition to such other remedies as Disney/Pixar and Activision may otherwise have under applicable laws.

**INDEMNITY.** You agree to indemnify, defend and hold Disney/Pixar and Activision, its partners, affiliates, contractors, officers, directors, employees and agents harmless from all damages, losses and expenses arising directly or indirectly from your acts and omissions to act in using the Product pursuant to the terms of this Agreement.

**MISCELLANEOUS.** This Agreement represents the complete agreement concerning this license between the parties and supersedes all prior agreements and representations between them. It may be amended only by a writing executed by both parties. If any provision of this Agreement is held to be unenforceable for any reason, such provision shall be reformed only to the extent necessary to make it enforceable and the remaining provisions of this Agreement shall not be affected. This Agreement shall be construed under California law as such law is applied to agreements between California residents entered into and to be performed within California, except as governed by federal law and you consent to the exclusive jurisdiction of the state and federal courts in Los Angeles, California.

If you have any questions concerning this license, you may contact Activision at 3100 Ocean Park Boulevard, Santa Monica, California 90405, (310) 255-2000, Attn. Business and Legal Affairs, [legal@activision.com](mailto:legal@activision.com).