

STATS

**SUPER NINTENDO**  
GAME BOY

**GAME BOY**



**Acclaim**  
entertainment, inc.

EmuMovies

Nintendo

**GAME BOY**

DMG-AQBE-USA



**NFL**  
QUARTERBACK  
CLUB  
96



INSTRUCTION BOOKLET

**Acclaim**  
entertainment, inc.

**WARNING: PLEASE READ THE ENCLOSED CONSUMER INFORMATION AND PRECAUTIONS BOOKLET CAREFULLY BEFORE USING YOUR NINTENDO® HARDWARE SYSTEM OR GAME PAK.**

*THIS PRODUCT HAS BEEN RATED BY THE ENTERTAINMENT SOFTWARE RATING BOARD. FOR INFORMATION ABOUT THE ESRB RATING, OR TO COMMENT ABOUT THE APPROPRIATENESS OF THE RATING, PLEASE CONTACT THE ESRB AT 1-800-771-3772.*

**SAFETY FIRST...**

- This is a high precision game with complex electronic circuitry. It should not be stored or used in places that are very hot or cold. Never hit or drop it. Never attempt to open it or take it apart.
- Don't touch the connectors or get them wet or dirty; this will damage the game circuitry. Keep them clean by storing the Game Pak in its protective case.
- Don't clean with benzene, paint thinner, alcohol or similar solvents.
- If you play for long periods of time, take a 10 to 15 minute break every hour or so.

LICENSED BY



NINTENDO, GAME BOY AND THE OFFICIAL SEALS ARE REGISTERED TRADEMARKS OF NINTENDO OF AMERICA INC © 1991 NINTENDO OF AMERICA, INC.



THIS OFFICIAL SEAL IS YOUR ASSURANCE THAT NINTENDO HAS APPROVED THE QUALITY OF THIS PRODUCT. ALWAYS LOOK FOR THIS SEAL WHEN BUYING GAMES AND ACCESSORIES TO ENSURE COMPLETE COMPATIBILITY. ALL NINTENDO PRODUCTS ARE LICENSED BY SALE FOR USE ONLY WITH OTHER AUTHORIZED PRODUCTS BEARING THE OFFICIAL NINTENDO SEAL OF QUALITY.

**CONTENTS**

<b>Before the Snap</b> .....	<b>4</b>
<b>Controls</b> .....	<b>5-6</b>
<b>Game Mode</b> .....	<b>6-7</b>
<b>Game Options</b> .....	<b>8</b>
<b>Choosing Your Team</b> .....	<b>9-10</b>
<b>The Coin Toss</b> .....	<b>10</b>
<b>The Playbook</b> .....	<b>11-19</b>
<b>Pause Options</b> .....	<b>19-21</b>
<b>Penalties</b> .....	<b>22</b>
<b>The NFL™ QUARTERBACK CLUB™</b> .....	<b>23-27</b>

The top talents in pro football are back with the very best in pigskin pandemonium. It's a whole new game as NFL™ **QUARTERBACK CLUB™ '96** takes a giant step into the future of football gaming with all new expansion teams, bold new plays and mind blowing graphics! Did someone say dynasty? All the tools and toys are here, 30 teams, over 40 plays, and plenty of action, backed up by impressive, meaningful stats. Your friends say their game is great? They're still in last year's huddle! NFL™ **QUARTERBACK CLUB™ '96** ends the discussion with a concussion! You're taped up, the pads are in place, the cleats are on. Hit the field!

**LOADING:**

1. Make sure the power switch is OFF.
2. Insert the NFL™ **QUARTERBACK CLUB™** Game Pak as described in your NINTENDO® Game Boy® instruction booklet.
3. Turn the power switch ON.

When the game mode screen appears, you will have these challenging game play options: Preseason, New Season, Resume Season and Playoff modes.

Use the CONTROL PAD to highlight the desired options, then press the A BUTTON. [NOTE: For details on game modes, see page 6].

*BEFORE THE SNAP*

# CONTROLS

## BASIC OFFENSE

GENERAL OFFENSE	CONTROL
MOVE CONTROLLED PLAYER AROUND FIELD	CONTROL PAD
DIVE	QUICKLY TAP A BUTTON TWICE
QUARTERBACK BEFORE THE SNAP	
HIKE THE BALL	A BUTTON
QUARTERBACK AFTER THE SNAP	
THROW TO INTENDED RECEIVER	B OR A BUTTON
PLAYER IN POSSESSION OF BALL	
RUN WITH AN EXTRA BURST OF SPEED	HOLD A BUTTON
BREAK TACKLE	B BUTTON
RECEIVER TRYING TO CATCH BALL	
CATCH BALL	A BUTTON
KICKOFFS, FIELD GOALS AND PUNTS	
HIKE THE BALL AND START THE KICK METER	A BUTTON
KICK THE BALL	A BUTTON
CONTROL THE ANGLE OF THE KICK	LEFT / RIGHT
UNTIL THE KICK METER IS LOCKED IN PLACE	CONTROL PAD

## BASIC DEFENSE

BEFORE THE SNAP CONTROL	
SELECT A DIFFERENT PLAYER TO CONTROL	B OR A BUTTON
AFTER THE SNAP	
DIVE	QUICKLY TAP A BUTTON TWICE
CONTROL PLAYER CLOSEST TO BALL	B BUTTON
RUN WITH AN ADDITIONAL BURST OF SPEED	HOLD A BUTTON

## GAME MODE

NFL™ PLAY PROVIDES YOU WITH THESE MODES OF PLAY:

- 1. PRESEASON:** Use this mode to compete in preseason and practice competition.
- 2. NEW SEASON:** Use this mode to begin a new season of action, from opening day to the Super Bowl itself!
- 3. RESUME SEASON:** Use this mode to enter a previously obtained password to resume play where you left off on your road to the Super Bowl!

**4. PLAYOFFS:** Use this mode to enter the playoffs, where the competition for champion is brutal.

Use the **CONTROL PAD** to highlight your selection, then press the **START BUTTON** to select.

#### **ENTERING A PASSWORD**

When you select Resume Season, a password screen will appear. To resume gameplay where you left off, you must enter the valid 12-character password associated with that week in your schedule. To enter a password, use the **CONTROL PAD** to select the desired character, then press the **A BUTTON** to enter it. Press the **B BUTTON** to clear an unwanted character. Continue until all 12 characters have been entered correctly. Once a correct password has been entered, you will be brought to the season schedule/ results screen, where play resumes with the next game on your schedule. An invalid password will return you to the Mode Select screen.

## *GAME OPTIONS*

**NFL™ QUARTERBACK CLUB™** provides you with the following options:

#### **IN PRESEASON MODE:**

- Choose a Home or Away game.
- Choose between grass and artificial turf playing surfaces.

#### **IN ALL MODES:**

- Choose Rookie or Pro skill level.
- Choose one of five quarter lengths: 1, 2, 5, 10, or 15 minutes per quarter.

To make a selection, use the **CONTROL PAD** to highlight your selection. Press **LEFT** or **RIGHT** on the **CONTROL PAD** to modify a particular option. When you've finished setting options, press the **A BUTTON** to return to the Mode select screen.

## CHOOSING YOUR TEAM

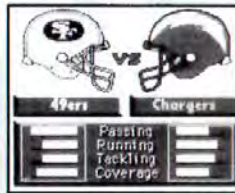
Once you've chosen your mode of play, it's time to choose the team you want. This screen allows you to choose which of the 30 NFL™ teams you want to be on.

Use the UP and DOWN CONTROL PAD to scroll through all 30 NFL™ teams. Note that attribute levels are provided in four important categories:

- passing
- running
- tackling
- coverage

Once you've scrolled through to the teams you want, press the A BUTTON.

**NOTE:** In Preseason mode, the player chooses both teams. In New Season and for the 1st game of Playoff play, only the



team on the left of the screen may be selected. The team on the right will automatically modify to display which team your selected team will face in the first week.

## THE COIN TOSS

The coin toss determines who will kickoff and who will receive. The visiting team calls the toss. Use the CONTROL PAD to move indicator between Head or Tails. Press the A BUTTON to select. Results of the toss appear immediately. If you win the toss, you may elect to either kickoff or receive by using the CONTROL PAD to highlight your choice and the A BUTTON to select it. If you lose the toss, you get to choose which goal you wish to defend by highlighting your choice with the D-PAD, then pressing the A BUTTON to select it. After selecting, a kickoff



and kick return follow. You will then see the offensive or defensive play select screen.

## THE PLAYBOOK

This is your playbook, your guide to the strategies and circumstances that pro quarterbacks must master to succeed in the NFL™.

### PLAY PLAQUES

Each play in NFL™ QUARTERBACK CLUB™ is diagrammed on a play plaque. To help you understand the diagrams, a brief legend appears below.

#### ON OFFENSIVE PLAQUES:



A **CIRCLE** denotes a player. The circle represents where the player is positioned at the start of a play.



A **SQUARE** denotes the center.



A **LINE** denotes the direction/ position the player should move in/ to.



A **DOTTED LINE** denotes a Pitch out or Hand off.



A **LINE CROSSED WITH A T junction** denotes both the position and direction of a Block.



A **LINE WITH AN ARROW** indicates that the player should continue in the direction of the arrow for the maximum distance the play allows.

#### ON DEFENSIVE PLAQUES:



An **X** denotes a defensive player



**A DOTTED LINE** indicates that a player should go to this area and either set a Zone or Read (assess the situation, then act).



**A LINE WITH AN ARROW** denotes a player should continue in that direction/penetrate the offensive backfield.

## OFFENSIVE PLAYBOOK

The Offensive Playbook in NFL™ QUARTERBACK CLUB™ features 24 plays, four in each of six different offensive categories. Use the CONTROL PAD to highlight a category, then press the A BUTTON to select it. Follow the same procedure to choose a particular play. To change your selection, press the B BUTTON to return to the category screen. Categories are as follows:

49ers		Chargers	
1: & 10	1:52	37 & 37	0:00
Inside Run	Pass 1	Tricks	
Outside Run	Pass 2	Special Teams	

## INSIDE RUN

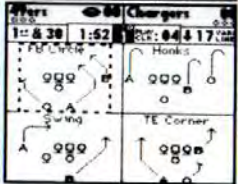
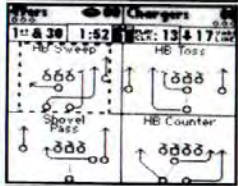
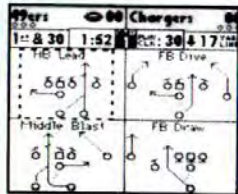
The Inside Run features four running plays to the interior or inside of the field. They are run from different formations.

## OUTSIDE RUN

The Outside Run features four running plays which sweep to or are directed towards the sidelines. They are run from such formations as the Pro Set and the I Formation.

## PASS 1

Pass 1 plays are generally longer yardage plays out of such formations as the Shotgun.





## PASS 2

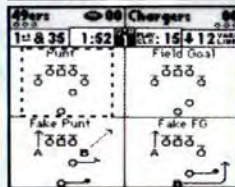
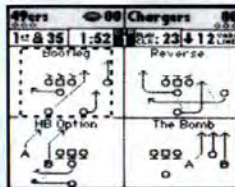
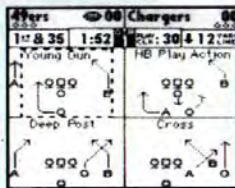
The Pass 2 selection features plays which tend to be shorter, but keep in mind that the longer you hold the ball, the deeper the receiver will go.

## TRICKS

Trick plays are just what they sound like: plays designed to fake out the defense.

## SPECIAL TEAMS

Special Teams plays are for punts and field goals, with some fake plays thrown in!

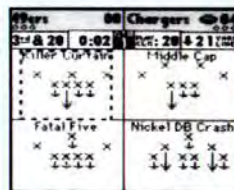


## DEFENSIVE PLAYBOOK

The Defensive Playbook in NFL™ QUARTERBACK CLUB™ features 24 plays, four in each of six popular defensive play categories. Use the CONTROL PAD to highlight a category, then press the A BUTTON to select it. Follow the same procedure to choose a particular play. To change your selection, press the B BUTTON to return to the category screen. Categories are as follows:

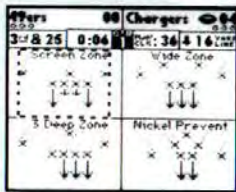
## RUSH

The Rush playbook contains some of the best ways to beat the run.



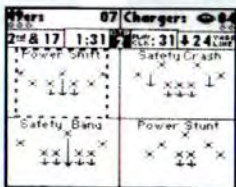
## ZONE

A Zone defense is effective in containing the pass, as the defensive backs move into specific pass coverage areas.



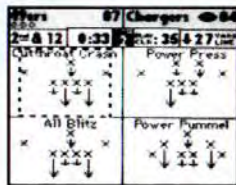
## READ

Read plays are used when the situation is uncertain, and the offense might run or pass. In these plays, the defense drops back and waits for the offense to commit.



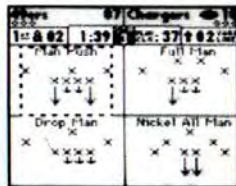
## BLITZ

This is where the defense really comes alive, as the name of the game becomes sack the quarterback!



## MAN

Man as in Man-to-Man coverage, these four plays feature defenders who stay with one receiver wherever he goes, regardless of zone.



## SPECIAL TEAMS

Special teams plays are designed to deal with punting and field goal situations.

## PAUSE OPTIONS

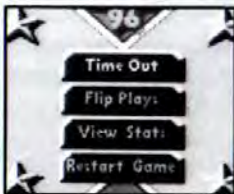
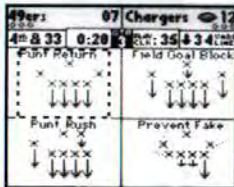
### THE PAUSE OPTIONS SCREEN

At any time during game play, you may press the **START BUTTON** to halt game play and activate the Pause Options screen. This screen allows you a variety of statistical and game play options:

Press **UP** or **DOWN** on the **CONTROL PAD**

to highlight one of the four pause options

**19** available. To activate that option, press the **START BUTTON** or



the **A BUTTON**. To exit the Pause Options screen before or after using one or more of the options, press the **B BUTTON**.

Here's a detailed explanation of what each option does:

**CALL A TIME OUT:** This enables you to call a time out and stop the game clock. The time out will be charged to the team that called up the Pause Options screen. This option is not available while the ball is in play.

**FLIP PLAYS:** Whether on Offense or Defense, Flip Plays allows you to flip plays so that you can contour your play calling to any game situation. Flip Plays literally reverses the play plaques. To flip a play, press the **A BUTTON** to activate the option. You may then make your selection from the playbook in the usual manner, but with the plays reversed from how they normally appear. You must select the Flip Plays option each time you wish to flip a play. This option can also be accessed directly from the field before the ball is hiked.

**VIEW GAME STATISTICS:** This allows you to view a comprehensive compilation of statistics for the game up to that point. To view your team's statistics, press the **A BUTTON**. Press the **A BUTTON** again to view your opponent's stats. Press the **B BUTTON** to return to your own stats. Pressing the **A BUTTON** a third time will exit this option and return you to the **Pause Options** screen.

Chargers	
First Downs	2
Plays/Yards	2/ 20
Passing Yards	74
Comps/Attempts	2/ 7
Turnovers	1
Sacks/Yards Lost	3/ 49
Penalties/Yards	1/ 5

**RESTART GAME:** This allows you to cancel all game play up to that point and begin again at the opening kick off. The teams and options remain as you set them previously. Press the **START** button to activate this option, but remember all statistics for the game up to that point will be lost.

## PENALTIES

### **KICK OUT OF BOUNDS: ILLEGAL PROCEDURE**

If a kickoff goes out of bounds without either team touching it, the receiving team will get the ball on their 40 yard line, or at the yard line where it went out of bounds, whichever is better for them.

### **DELAY OF GAME**

5 yard penalty and replay of down. The offense must hike the ball before the 40 second play clock expires.

### **OFF SIDES**

5 yard penalty and replay of down. No offensive player may cross the line of scrimmage before the ball is snapped. A defensive player must be on his side of the ball when it is snapped, and may not touch an opposing player prior to the snap.

## **PASS INTERFERENCE**

**First down at point of interference. No player may interfere with a receiver before he catches the ball.**

*THE NFL™ QUARTERBACK CLUB™*

## **TROY AIKMAN - COWBOYS**

**Troy must be considered one of the top three quarterbacks playing today... Aikman has led his Cowboys to two Super Bowl victories... he was selected for the Pro Bowl four years in a row...**



## **DREW BLEDSOE - PATRIOTS**

**Drew threw a record 691 passes in 1994, 400 of them completions... against Minnesota, he completed 45 of 70 pass attempts, both single-game NFL™ records... Bledsoe was the number one draft pick in the nation in 1993... he led the league in total passing yards last year with 4,555...**



## **RANDALL CUNNINGHAM - EAGLES**

**Randall is one of the bright lights of the NFL™, though he struggled last year... an exceptional rusher, Cunningham disarms defenses with his scrambling... Randall was the Professional Football Writers of America league MVP in 1990... he passed for 3,229 yards in 1994...**



## **JOHN ELWAY - BRONCOS**

The league's fifth all-time leading rusher among quarterbacks with 2,670 yards... John has led the Broncos to four AFC championships and three Super Bowls... Elway has spent his entire professional career with Denver, though he was first-round pick for the Colts... from 1984-1994,



Elway has amassed more victories than any other quarterback: 108 wins and just 66 losses...

## **BRETT FAVRE - PACKERS**

Brett is rarely intercepted, throwing only 14 in 582 attempted passes—a rating of just 2.4 percent... Favre had four 300-yard games in '94... Brett had a 90.7 passes rating in '94, second only to Steve Young...



## **JEFF HOSTETLER - RAIDERS**

Jeff is as tough as they come, a fact respected by defenders... he was sixth in passing efficiency in the AFC last year... Hostetler led the Giants to victory in Super Bowl XXV... he threw for 3,334 yards in '94...



## **DAN MARINO - DOLPHINS**

One of the all time greats, Dan has more than a few records to his name, including passing yards (5,084) and touchdown passes (48) in a single-season... the feared master of the come back, Dan has led the Dolphins to surprise come-from-behind victories many, many times... his accuracy and quick release are trademarks... despite coming off an injury, Marino was good for over 4,000 passing yards in 1994...



**STEVE YOUNG - 49ERS**

**Steve threw an incredible 6 touchdown passes in Super Bowl XXIX, a record achievement... probably the best running quarterback around... Young has won four consecutive passing championships... he's led the 49ers to the NFC Championship Game each of the last three seasons.**



*NOTES*

---

---

---

---

---

---

---

---

---

---

---

---

---

---

---

---

---

---

---

---

---

---

---

---

---

---

---

---

---

---



**Video. It's more than a game.**

**GREATEST  
EVER**

**S E A S O N**



**GREATEST EVER  
PLAYS**



**GREATEST EVER  
PLAYERS**



**GREATEST EVER  
THE GAME**



**100 GREATEST  
TACKLES**



**TURF TALK**



**WAR STORIES**

**NOW AVAILABLE WHEREVER VIDEOS ARE SOLD**



© 1995 PolyGram Records, Inc.

**PolyGram Video**

**ACCLAIM LIMITED WARRANTY**

Acclaim Entertainment, Inc. (ACCLAIM) warrants to the original purchaser only of this ACCLAIM software product that the medium on which this computer program is recorded is free from defects in materials and workmanship for a period of ninety (90) days from the date of purchase. This ACCLAIM software program is sold "as is," without express or implied warranty of any kind, and ACCLAIM is not liable for any losses or damages of any kind resulting from use of this program. ACCLAIM agrees for a period of ninety (90) days to either repair or replace, at its option, free of charge, any ACCLAIM software product, postage paid, with proof of date of purchase, at its Factory Service Center. Replacement of the game pak, free of charge to the original purchaser (except for the cost of returning the game pak) is the full extent of our liability.

This warranty is not applicable to normal wear and tear. This warranty shall not be applicable and shall be void if the defect in the ACCLAIM software product has arisen through abuse, unreasonable use, mistreatment or neglect. THIS WARRANTY IS IN LIEU OF ALL OTHER WARRANTIES AND NO OTHER REPRESENTATIONS OR CLAIMS OF ANY NATURE SHALL BE BINDING ON OR OBLIGATE ACCLAIM. ANY IMPLIED WARRANTIES APPLICABLE TO THIS SOFTWARE PRODUCT, INCLUDING WARRANTIES OF MERCHANTABILITY AND FITNESS FOR A PARTICULAR PURPOSE, ARE LIMITED TO THE NINETY (90) DAY PERIOD DESCRIBED ABOVE. IN NO EVENT WILL ACCLAIM BE LIABLE FOR ANY SPECIAL, INCIDENTAL OR CONSEQUENTIAL DAMAGES RESULTING FROM POSSESSION, USE OR MALFUNCTION OF THIS ACCLAIM SOFTWARE PRODUCT.

Some states do not allow limitations as to how long an implied warranty lasts and/or exclusions of liability may not apply to you. This warranty gives you specific rights, and you may also have other rights which vary from state to state.

This warranty shall not be applicable to the extent that any provision of this warranty is prohibited by any federal, state or municipal law which can not be pre-empted.

**REPAIRS/SERVICE AFTER EXPIRATION OF WARRANTY**

If your game pak requires repair after expiration of the 90-day Limited Warranty Period, you may contact the Consumer Service Department at the number listed below. You will be advised of the estimated cost of repair and the shipping instructions.

ACCLAIM CONSUMER SERVICES HOTLINE (516) 759-7800

The NFL Quarterback Club is a trademark of the National Football League. © 1995 Players Inc. All Rights Reserved. Cover photography © Sam Stone/NFL Photos, Louis DeLuca/NFL Photos. Developed by Condor. Big Hurt™ is a registered trademark of Frank Thomas and licensed for use to Big Hurt Enterprises, Inc. Unauthorized use is strictly prohibited. Big Hurt Enterprises has granted a limited license to Acclaim Entertainment, Inc. Officially licensed by the Major League Baseball Players Association MLBPA Logo © MLBPA MSA. Developed by Realtime. Acclaim is a division of Acclaim Entertainment, Inc. © & © 1995 Acclaim Entertainment, Inc. All Rights Reserved.

Marketed by Acclaim. Distributed by Acclaim Distribution, Inc. One Acclaim Plaza, Glen Cove, NY 11542-2777.