

UNLEASH THE GREATEST
SUPER HERO ALLIANCE EVER

MARVEL
**ULTIMATE
ALLIANCE**

COMING TO NEXT GEN
FALL 2006

GAMEBOY ADVANCE

NINTENDO DS

MARVEL

EmuMovies

ACTIVISION

activision.com

RATING PENDING

RP
CONTENT RATED BY
ESRB

Visit www.esrb.org
for updated rating
information.

MARVEL, and all related character names and the distinctive likenesses thereof are trademarks of Marvel Characters, Inc., and are used with permission. Copyright © 2006 Marvel Characters, Inc. All rights reserved. www.marvel.com. This Interactive game is produced under license from Marvel Characters, Inc. "Super Hero" is a co-owned registered trademark. Game © 2006 Activision Publishing, Inc. All rights reserved. TM, ©, Game Boy Advance and the Nintendo DS are trademarks of Nintendo. © 2004 Nintendo. All rights reserved. The ratings icon is a registered trademark of the Entertainment Software Association. All other trademarks and trade names are the properties of their respective owners.

MARVEL, X-MEN and all related character names and the distinctive likenesses thereof are trademarks of Marvel Characters, Inc., and are used with permission. Copyright © 2006 Marvel Characters, Inc. All rights reserved. www.marvel.com. This Interactive game is produced under license from Marvel Characters, Inc. X-Men: The Last Stand Motion Picture and Images from Motion Picture © 2006 Twentieth Century Fox Film Corporation. All rights reserved. Game © 2006 Activision Publishing, Inc. Activision is a registered trademark of Activision Publishing, Inc. All rights reserved. 81435.226.US Activision, Inc. P.O. Box 67713, Los Angeles CA 90067 Printed in USA



THE OFFICIAL GAME

ACTIVISION

INSTRUCTION BOOKLET



PLEASE CAREFULLY READ THE SEPARATE HEALTH AND SAFETY PRECAUTIONS BOOKLET INCLUDED WITH THIS PRODUCT BEFORE USING YOUR NINTENDO® HARDWARE SYSTEM, GAME DISC OR ACCESSORY. THIS BOOKLET CONTAINS IMPORTANT HEALTH AND SAFETY INFORMATION.

IMPORTANT SAFETY INFORMATION: READ THE FOLLOWING WARNINGS BEFORE YOU OR YOUR CHILD PLAY VIDEO GAMES

⚠ WARNING - Seizures

- Some people (about 1 in 4000) may have seizures or blackouts triggered by light flashes or patterns, such as while watching TV or playing video games, even if they have never had a seizure before.
- Anyone who has had a seizure, loss of awareness, or other symptom linked to an epileptic condition should consult a doctor before playing a video game.
- Parents should watch when their children play video games. Stop playing and consult a doctor if you or your child have any of the following symptoms:

Convulsions	Eye or muscle twitching	Loss of awareness
Altered vision	Involuntary movements	Disorientation

To reduce the likelihood of a seizure when playing video games:

1. Sit or stand as far from the screen as possible.
2. Play video games on the smallest available television screen.
3. Do not play if you are tired or need sleep.
4. Play in a well-lit room.
5. Take a 10 to 15 minute break every hour.

⚠ WARNING - Repetitive Motion Injuries and Eyestrain

Playing video games can make your muscles, joints, skin or eyes hurt after a few hours. Follow these instructions to avoid problems such as tendinitis, carpal tunnel syndrome, skin irritation or eyestrain:

- Avoid excessive play. It is recommended that parents monitor their children for appropriate play.
- Take a 10 to 15 minute break every hour, even if you don't think you need it.
- If your hands, wrists, arms or eyes become tired or sore while playing, stop and rest them for several hours before playing again.
- If you continue to have sore hands, wrists, arms or eyes during or after play, stop playing and see a doctor.

⚠ WARNING - Electric Shock

To avoid electric shock when you use this system:

- Do not use the Nintendo GameCube during a lightning storm. There may be a risk of electric shock from lightning.
- Use only the AC adapter that comes with your system.
- Do not use the AC adapter if it has damaged, split or broken cords or wires.
- Make sure that the AC adapter cord is fully inserted into the wall outlet or extension cord.
- Always carefully disconnect all plugs by pulling on the plug and not on the cord. Make sure the Nintendo GameCube power switch is turned OFF before removing the AC adapter cord from an outlet.

⚠ CAUTION - Motion Sickness

Playing video games can cause motion sickness. If you or your child feel dizzy or nauseous when playing video games with this system, stop playing and rest. Do not drive or engage in other demanding activity until you feel better.

⚠ CAUTION - Laser Device

The Nintendo GameCube is a Class I laser product. Do not attempt to disassemble the Nintendo GameCube. Refer servicing to qualified personnel only.

Caution - Use of controls or adjustments or procedures other than those specified herein may result in hazardous radiation exposure.

CONTROLLER NEUTRAL POSITION RESET

If the L or R Buttons are pressed or the Control Stick or C Stick are moved out of neutral position when the power is turned ON, those positions will be set as the neutral position, causing incorrect game control during game play.

To reset the controller, release all buttons and sticks to allow them to return to the correct neutral position, then hold down the X, Y and START/PAUSE Buttons simultaneously for 3 seconds.



The official seal is your assurance that this product is licensed or manufactured by Nintendo. Always look for this seal when buying video game systems, accessories, games and related products.

Nintendo does not license the sale or use of products without the Official Nintendo Seal.



1 Player

THIS GAME SUPPORTS GAME PLAY WITH ONE PLAYER AND CONTROLLER.



Memory Card

THIS GAME REQUIRES A MEMORY CARD FOR SAVING GAME PROGRESS, SETTINGS OR STATISTICS.

IMPORTANT LEGAL INFORMATION

Copying of any video game for any Nintendo system is illegal and is strictly prohibited by domestic and international intellectual property laws. "Back-up" or "archival" copies are not authorized and are not necessary to protect your software. Violators will be prosecuted.

This video game is not designed for use with any unauthorized copying device or any unlicensed accessory. Use of any such device will invalidate your Nintendo product warranty. Nintendo (and/or any Nintendo licensee or distributor) is not responsible for any damage or loss caused by the use of any such device. If use of such device causes your game to stop operating, disconnect the device carefully to avoid damage and resume normal game play. If your game ceases to operate and you have no device attached to it, please contact the game publisher's "Technical Support" or "Customer Service" department.

The contents of this notice do not interfere with your statutory rights.

This booklet and other printed materials accompanying this game are protected by domestic and international intellectual property laws.




DESCRIPTORS

Violence

Contents

Gameplay Controls	4
Basic Navigation	4
Welcome, Professor.....	5
Main Menu	6
Load Game	6
Save Game	6
Selecting a Mission	7
Pause Menu	7
Options	8
The Cerebro Files (Unlockables)	8
Controls	9
On-Screen Display Icons	11
Mini-Map	12
Mutant Evolution	13
Gameplay Tips	14
Credits	15
Customer Support	19
Software License Agreement	21

LICENSED BY



Gameplay Controls



Basic Navigation

- +Control Pad – Highlight menu options.
- A Button – Select menu options.
- B Button – Back/Previous Menu

Basic Combat

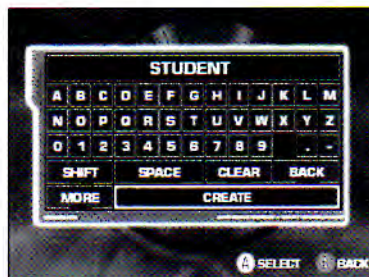
- Control Stick – Movement
- START – Pause Menu
- A Button – Jump/Boost
- B Button – Attack 1
- Y Button – Attack 2
- X Button – Special
- C Stick – Camera

Welcome, Professor...

Colonel William Stryker™ in a daring raid on the Xavier School for Gifted Youngsters, acquired two core components of Cerebro, the X-Men's Mutant Tracking and their Identification System, as well as taking hostage a handful of the student body. With these components Stryker was able to create a crude but working version of Cerebro, for his own dark purposes. A combined strike force consisting of the X-Men™ and the Brotherhood™ were able to retrieve the kidnapped children, and halt Stryker's plans. This victory was not without its price, as the X-Men were forced to pay in the most precious coin of all. Friend, teacher, colleague and more, Jean Grey sacrificed her life so the X-Men could escape and carry on Charles Xavier's dream for human and mutantkind to peacefully coexist.

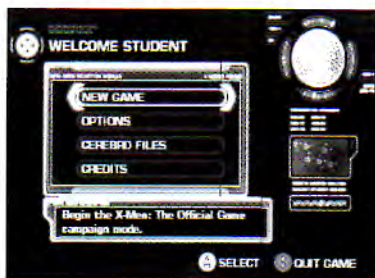
Now the X-Men must journey back to Alkali Lake for the missing Cerebro components. What they find there will shock them to their core. Ghosts from the past are still very much alive, and it's business as usual at Alkali Lake. The X-Men will soon discover that the facility itself isn't the only thing seemingly resurrected from the dead...

The battle lines are once again drawn among the X-Men, the Brotherhood and all mankind. Learn why Nightcrawler™ doesn't stand with his new allies, on the eve of their darkest hour. Experience epic Super Hero™ action, interconnecting storylines, fierce enemy battles, and a climactic ending that sets the stage for the earth-shattering events in *X-Men: The Last Stand*.



The hunt begins by creating a user profile to save your game progress. Enter a name using the +Control Pad and A Button to select letters. Highlight and select **Create** when you've entered your desired profile name.

Main Menu



New Game – Start a new game.

Select Mission – Continue an existing saved game or replay old missions.

Options – Change a variety of options, including sound and video.

Cerebro Files – View unlocked special features, such as the Danger Room missions.

Credits – Access the credits of the game.

Load Game

To load a game, select a pre-existing profile from the Profile Select screen. Multiple profiles can be saved, so feel free to return to this screen at any time using the **B** Button from the Main Menu.

Save Game

If you wish to save, you will be prompted to do so after the completion of every level or after any of the game's options are changed.

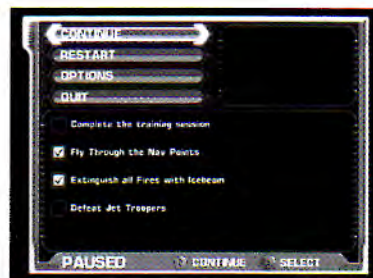
Note: If you Quit during a level, you will lose all gameplay data on your current level.

Selecting a Mission



Once you've created a profile, you can select your plan of attack. The strategy you select should be equal to your skill as a combatant and should reflect your mastery of your mutant ability. Novice, Hero and Super Hero difficulty levels are available at your discretion. In order to view each of the characters' traits, hold the **Y** Button while on this screen.

Pause Menu



Press **START** to access the Pause menu. In addition to taking a break from the action, the Pause menu allows you to access additional options, such as:

Continue – Return to current level and resume gameplay.

Restart – Restart the current level.

Options – View your current Nintendo GameCube Controller setup or change the game setup.

Quit – Quit the current level and return to Mission Selection.

Use the different directions on the +Control Pad and the **A** Button to highlight and select options, or just use the Pause menu to view your current objectives.

Options



Change many of the game settings and customize your gameplay experience in the following ways:

Gameplay – Toggle Rumble, X-Axis, Y-Axis and Controller functions on/off or invert.

Character – Change to different costumes for each character (unlocked during gameplay).

Controller – View Controller configurations.

Video – Alter video settings, like Brightness.

Audio – Adjust the music, sound F/X (SFX) and voice.

The Cerebro Files (Unlockables)

For the most ferocious, stealthiest or coolest of X-Men, rewards await you in the Cerebro Files. Here you'll obtain new and old costumes for the X-Men, as well as Danger Room missions where they spend their weekends training. Unlock each of Cerebro's files by finding hidden Weapon X tokens and Sentinel Tech pieces while on your mission.

Controls

Wolverine

Button	Action
A Button	Jump
B Button	Quick Attack
X Button	Knock Back Attack
Y Button	Heavy Attack
L Button	Fury
R Button	Block
Z Button	<i>Tap:</i> Claws In/Out <i>Hold:</i> Heal
+Control Pad →	Teammate Action
C Stick	Moves Camera
Control Stick	Movement Control
Start/Pause	Starts Game/Pause Menu

Nightcrawler

Button	Action
A Button	Jump
B Button	Punch
(Hold L Button) X Button	Teleport to Enemy
Y Button	Kick
L Button (Hold)	Target Lock
R Button	Quick Teleport
Z Button	Shadow Aura (Heal)
C Stick	Moves Camera
Control Stick	Movement Control
Start/Pause	Starts Game/Pause Menu
+Control Pad →	Teammate Action

Iceman

Button	Action
A Button	Boost
B Button	Ice Beam
X Button	Frost Shield
Y Button	Hailstorm
L Button	Select Target
R Button	Brake
Z Button	180° Reverse
C Stick	Look Back
Control Stick	Movement Control
Start/Pause	Starts Game/Pause Menu

Combo Moves

The X-Men have a variety of combat moves at their disposal. Be sure to use each of their talents to the fullest!

Wolverine

Button	Action
A + B Buttons	Jumping Light Attack
A + Y Buttons	Jumping Heavy Attack
A + X Buttons	Jumping Area Attack
B + Y Buttons	2 Hit Combo
B + B + Y Buttons	3 Hit Combo
B + B + B + Y Buttons	4 Hit Combo
R Button + Control Stick	Roll

Nightcrawler

Button	Action
L + B Buttons	Teleport Punch
L + Y Buttons	Teleport Kick
L + B + Y Buttons	Heavy Teleport Kick
L + A + Y Buttons	Different Heavy Teleport Kick
L + A + B Buttons	Different Teleport Punch
L + X Buttons	Teleporting Behind Enemy
A + A Button (Near enemy)	Pounce

On-Screen Display Icons



1. **Icon Prompt** – This area will display icons when appropriate. For example, when Nightcrawler approaches a console, a **B** Button icon will appear to show that the console can be used.
 2. **Health Meter** – The Health Meter shows your health status. The meter drains as you take damage and fills up as your health regenerates. The meter functions differently, however, depending on your character.
 3. **Fury Meter (Wolverine)** – As Wolverine, the more you attack successfully, the faster the meter fills up. Once the meter is full, press the **L** Button to activate Fury mode and unleash devastating attack combos against your enemies.
- Aura Cooldown Meter (Nightcrawler)** – When this meter is full, press the **Z** Button to activate the Shadow Aura, which allows Nightcrawler to heal himself.

Boost Meter (Iceman) – Unlike with the other two characters, this meter decreases as Iceman slows down. If Iceman is not moving fast enough, he'll become unable to attack.

Lower Left-Hand Corner – You'll often be aided by one of your fellow X-Men. When this happens, their Health and Energy Meters will be displayed in the lower left-hand corner of the screen. Be aware of your teammate's stats, not only are they a fellow mutant, but they're critical to the success of your mission!

Tech and Tokens – As you progress through the game, you'll encounter a number of collectible icons throughout the various levels. The Weapon X tokens unlock the character's street costume, while the Sentinel Tech unlocks the comic costume. For hidden items, check any breakable objects, look behind objects and in out of the way locations.

Mini-Map



The mini-map will help keep you on track and out of trouble, pointing out the locations of both enemies and objectives in the immediate area.

Blue Arrow – Shows player character position and facing.

Green Arrow – Shows friendly character position and facing.

Red Arrow – Shows enemy character position and facing.

White Arrow – Shows direction of current objective.

White Dot – Shows position of current objective.

Mutant Evolution

Based on the level of difficulty each mission is played at, different amounts of mutations are rewarded at the end of the missions. If any mutations are acquired, then you're given access to the Mutant Evolution screen. Here, use the +Control Pad $\leftarrow \rightarrow$ to highlight the mutation and the **A** Button to select it and continue to the next mission. If you make a mistake, you can use the **Y** Button to de-select the mutation.

Wolverine

Health – Increases size of Health Meter.

Strength – Increases attack damage.

Blocking – Increases the amount of damage Wolverine can block before being hit.

Healing Factor – Increases the regeneration speed of the Health Meter.

Fury – Increases the duration of Wolverine's Fury.

Nightcrawler

Health – Increases size of Health Meter.

Brawling – Increases ground attack damage.

Precision – Increases jump attack damage.

Relocation – Decreases the amount of time between Teleport Behind Enemy attacks.

Shadow Aura – Decreases the duration between Shadow Aura uses.

Iceman

Health – Increases size of Health Meter.

Ice Beam – Increases Ice Beam attack damage.

Hailstorm – Increases Hailstorm attack damage.

Ice Healing – Increases the regeneration speed of the Health Meter.

Balance – Decreases Iceman's chances of falling.

Gameplay Tips

- Wolverine can be very effective at knocking back large numbers of enemies by using the **X** Button. This attack doesn't inflict a great deal of damage, but it's invaluable when fighting large groups of enemies at one time.
- If Wolverine is being attacked by long-range shooters, he can activate his Fury mode (the **L** Button) and perform a lunge move by pressing the **Y** Button. This allows Wolverine to essentially jump across the room and eliminate enemies who are attacking him from a distance.
- Wolverine can be very efficient at evading enemies by performing a roll. Pressing the **R** Button + the **Control Stick** allows Wolverine to roll in whichever direction the Control Stick is pressed, providing a useful tool when being attacked by large groups of enemies.
- Nightcrawler's best ability is teleportation. Don't be afraid to back off from an enemy just to use another teleportation attack!
- Be sure to vary Iceman's attacks. He is more effective when using his Hailstorm attacks in conjunction with his Ice Beam attacks.

Hypnos Entertainment, Inc.

Producer
Chris Calande

Engineering
Scott DeFreitas
Manny de la Torre
Aki Morita
Lee Ozer

Z-Axis Games

Executive Producer
Scott Bandy

Producer
Trevor Jalowitz

Associate Producer
Josh Hendren

Assistant Producer
Shinichiro Ohyama

Creative Director
Jens Andersen

Lead Game Designer
Jason Vandenberghe

Character Designers
Brian Kaiser
Ian Slutz
Travis George

Level Designers
Casey Holtz
Drew Mobley
June Park
Mark Girouard
Mat Kraemer
Ray Yeomans
Rob Garrett
Steve Ross
Victor S. Mercieca

Additional Design Support
Tin Guerrero

Development Directors
Randy Condon
Nana Wallace

Associate Development Directors
Dave Wehr
Sarah Fuchs

Technical Director
Bill Chinn

Credits

Lead Software Engineers

Brian Morgan
Chris March
Jon Edwards
Ken Allen
Todd Growney

Senior Software Engineers

Cédric Bermond
David Grace
Kim Power
Meilin Wong
Nicholas Fullagar
Sami Tabikh

Software Engineers

Amir Ebrahimi
Brian "Beej" Hall
Chandra Yalangi
Dave Nelson
Elijah Taylor
Erik Purins
George Loo
Gino Mirabelli
Jenny Huang
Kang Hyun Han
Kim Farrell
Nachi (King-Wan) Lau
Romerik Rousseau
Sam Kolb

Engine Technical Director

Paul Murray

Engine Engineers

Diyu Liu
Edwin Hui
Flavio Bortot
Tyson Jacobs

Tools & Technology Director

Nick Torkos

Tools Engineers

Chalana Bezawada
Ife Glowe
Jenny Spurlock

Art Director
Mike Kawas

Lead Character Artist
Matt Carter

Character Artist

Lara Stowers

Visual FX

Adam Murguia
Ken Brose
Shawn Kawa

Lead Environment Artists

Brian Keffer
Duncan Knarr
Greg Holt

Environment Artists

Anthony Hon
Edmund Leo
Gi Ung Kim
Jimmy Gutierrez
Mark Girouard
Mirena Rhee
Rachel Nador
Richard Green
Scott Juliano
Sherwin Viray

Texture Artists

Andres "Yaky" Arellano
Carlos Fuentes
Chin-Han Hsu
Juan Ortiz
Kallej Lamsens
Kevin Evans
Luis Castro
Rui Tong
Z-KO Chuang

Lead Lighter

Musa Sayyed

Character Technical Director

Peter Carisi de Lappe

Technical Artist

Thomas VanVelkinburgh

Lead Concept Artist

Harrison Fong

Concept Artists

Ben Shafer
Dave Reyes
Gia Manh Luc
Paul Sullivan
Simón Varela
Todd Pound

Animation Director

Andrew Guevara

Animators

Bob Jeffery
Dave Latour
Gavin Dell
Hector Fajardo
Russ Cahalan
Shane Ushijima
Stephen Weston

Audio & Cinematic Executive Producer

Rade Stojsavljevic

Audio Director/Lead Sound Designer

Nick Peck

Audio Programmer

Stewart Miles

Sound Designers
Aren Downie
David Hughes

**Associate Audio Producer/
Sound Integration**
Ira Fay

**Assistant Audio Producer/
Sound Integration**
Morgan Roberts

Composers
John Ottman
Chance Thomas
Nick Peck
Stewart Miles

Sound Interns
Jordan Stock
Seth Chapla

Cinematic Director
Brice G. Cox, Jr.

Lead Cinematic Artist
Warren J. Fu

Cinematic Artists
Chris Stillman
Larry Chandler
Philip Metschan
Christian Alzmann
Benton Jew
Brian O'Connell

Localization Producer
Glen Egan
Ira Fay

Build QA
Alan Grey
Yobo Shen

Original Story
Chris Claremont

Screenplay
Zak Penn

Story & Dialogue
Brice G. Cox, Jr.
Jens Andersen

Additional Dialogue
Aldric Saucier

VP & General Manager
Craig Alexander

IT Manager/Facilities
Justin Bennett

IT Administrators
Jamil Borillo
Matt Stăpicevich

Senior Recruiter
Lisa Martin

Special Thanks
Adrian Longland
Kate Banksom, Jim Boone
Rowena Napeek, Lacey Salet
Andrew Cove, Aldric Saucier
Stephen Frost, Lynn Burke
Mark Tanner, Kevin Chesnos
Gal Roth, Ray Cosico
Peep Chaintreuil, Will Kerr
Tom Hsu, Maria Lea
Ben Poblitz, Matthew Aranda
Todd Scott, Ben Sunshine-Hill
Jiayi Chang, Jon Horsley
Greg Callahan
Chiung Lung Chiang

Activision

Producer
Jeff Poffenbarger

Executive Producer
Adam Goldberg

Associate Producers
Vince Kudirka
Chris Williams

Production Coordinators
Chris Palmisano
Scott Berri
Doug Grutzmacher

Production Testers
Alex Hirsch
Lynn Harrold
Nathan McCoy
Danny "Judge" Waags
David Powers

Additional Production Support
TQ Jefferson

Vice President
Laird Malamed

Head of World Wide Studios
Chuck Huebner

**QUALITY
ASSURANCE/
CUSTOMER
SUPPORT**

Project Leads
Nicholas E. Weaver
Graham Hagmaier
Randolph L. S. d'Amore

Senior Project Leads
Evan Button
Frank So
Henry Villanueva

Managers
John Rosser, Day Shift
Adam Hartfield, Night Shift
Jason Levine, Third Shift

TEST TEAM
Floor Coordinator
Dan Ludwig

Floor Leads
Rob Alvarez
Hugh Bach
Kris Kauthen
Byron Brazil
Kevin Dandridge
Brian Keppler
Sean Pootter
Tim Scholefield

Database Managers
Josh Chandler
Evan Wingate
Chris Dolan
Jimmy Nguyen
Tim Shanks
Brian Marvin

Testers
James Cha
Christo Assefi
Martin Quinn
Jader Chaves
Jared Bailey
Mike Niederkrell
Anthony Gordon
Musa Datti
Todd Gershon
Cody Clark

Kellin Fitzpatrick
Armand Trajano
Mathew Solie
Joseph Hall
Daniel Madigan
Issei Nakamura
Ronald Bonanon
Dinari Lee
Geoffery Williams
Eric Kelly
Quixari Ruffin
Charlie Barkhorn
Brian Jackson
Jeffrey Plaza
Osborne Yu
Brandon Preciado
Jay Mencioni
Menas Kapitsas
Dennis Duchscher
Daniel Simoneit
Jason Corica
Jeff Mitchell
Paul Carrion
Dennis Bernardo
Viet Pham
Dave Nguyen
Royal Rosnto
Francisco Diaz
Alden Paguia
Sean McGoldrick
Ronald Ruhl
Wes Stratton

Joel McWilliams
James Bogert
Nic Dikucchio
Gerardo U. De Jesus
Nathan Jordan
Ramon Ramirez
Jenniifer Reed
Michael Genardry
T'Challa Dion Jackson
Jamaal R. Thomas
Tony P. Henderson
Mike Write
Matt Ryan
D.K. Ace Gibson
Mike Mejia

**Sr. Manager, Technical
Requirements Group**
Marilena Rixford

**Sr. Lead, Technical
Requirements Group**
Siñ Rodriguez y Gibson

**Project Lead,
Technical Requirements Group**
Aaron Camacho

**Senior Testers,
Technical Requirements Group**
Robert Lara
Marc Villanueva
Kyle Carey
Sasan Helmi

**Testers,
Technical Requirements Group**
Brent Toda
Christopher Keithley
Dan Nichols
David Wilkinson
Jason Harris
Keith Kodama
Teak Holley
Tomohiro Shikami
Kenny Treantaifilos
Dustin Carter

LOCALIZATIONS

**Senior Localization
Project Manager**
Carlos Garcia-Shelton

Localization Consultant
Stephanie O'Malley Deming

Localization Tools & Support
Xloc Inc.

**CENTRAL
TECHNOLOGY**
Vice President of Technology
Steve Pearce

Senior Art Director
Alessandro Trento

Art Director
Kevin Chu
Producer
Nick Falzon

MARKETING & PR

Global Brand Manager
Brad Hisey

Associate Brand Manager
Geoff Carroll

**Director,
Global Brand Management**
Robert Kostich

**Vice President,
Global Brand Management**
Will Kassoy

**Senior Director,
Activision Games**
Michelle Schroder

**Senior PR Manager,
Activision Games**
Ryh-Ming Poon

**Publicists,
Activision Games**
Aaron Grant
Tamara Sanderson

**Junior Publicist,
Activision Games**
Lindsay Marie

**PACKAGING &
MANUAL DESIGN**
Ignited Minds LLC

SPECIAL THANKS

Mike Griffith, Ron Doornink
Robin Kaminsky
Kathy Vrebeck
Omari Valenzine, Matthew Paul
Jeff Chen, Graham Fuchs
Joby-Rome Otero, Carl Schnurr

Marvel Entertainment, Inc.

**Vice President & Executive
Producer, Interactive**
Ames Kirshen

**President, Worldwide
Consumer Products**
Tim Rothwell

Legal Affairs
Seth Lehman
Joshua M. Silverman
Carl Suecoff

Special Thanks
Avi Arad
Kevin Feige
Amy Sowers-Wyckoff

Womb Music

Music Composition
Rik Schaffer
Jeff Dodson

Casting & Voice Direction
Margaret Tang

VO TALENT
Professor Xavier
Patrick Stewart

Wolverine
Hugh Jackman

Nightcrawler
Alan Cumming

Iceman
Shawn Ashmore

Sabretooth
Tyler Mane

Multiple Man
Eric Dane

Magneto, Additional VO
Dwight Schultz

Beast, Additional VO
Gregg Berger

Storm
Debra Wilson

Lady Deathstrike
Vyan Pham

Pyro, Additional VO
Steve Van Womere

Silver Samurai
Keone Young

Colossus, Additional VO
Brad Abrell

Cyclops, Additional VO
James Arnold Taylor

Jason Stryker, Additional VO
Steven Jay Blum

**Young Jason Stryker,
Additional VO**
Grey Delisle

Jean Grey
Katherine Morgan

Kitty Pryde
Kim Mai Guest

Additional VO
Stephen Stanton
Dee Baker

Robin Atkin Downes

CRI Middleware, Ltd.

VIDEO COMPRESSION
& PLAYBACK



Secret Level, Inc.

VIDEO COMPRESSION
& PLAYBACK

UI Designer
George Rodgers

President/Sidecar Architect
Jeremy Gordon

Sidecar Tool Development
Paul Edmondson

Artist
Ben Golus

Artist
Casto Vocal

VP of Development
Reeve S. Thompson



Orange Design, Inc.

SIDECAR USER
INTERFACE PROGRAMMING

Lead Programmer
Susan Surapruik

Technical Director
Fearghal O'Dea

Executive Producer
Fred Sharples

Bitstream, Inc.

IN-GAME TEXT



BITSTREAM

Havok, Inc.

PHYSICS GAME ENGINE



Brain Zoo Studios

CINEMATIC WORK

Executive Producer
Mohammed Davoudian

Producer
Karen Dixon

Art Director/CG Lead
Hyon Kim

Tiger Hare Studios

CINEMATIC WORK

Project Supervisor
Aaron Weldon

Compositing Supervisor
Brad Gayo

2D Animation Supervisor
Norris Houk III

3D Animation Supervisor
Dean Fowler

3D Environment Lead
Lersak Bunupuradah

Producer
Kathy Abbott-Mayer

Creative Director
Michael Tigar

Creative Director
Dave Hare

Executive Producer
Michael Crapser

MK Productions

CINEMATIC WORK

Executive Producer & Chief Executive Officer
Melissa Kangeter

Director
Peter Hermann

XPEC Entertainment, Inc.

ARTWORK

Supervisors
Kevin Yang
Binge Wang
Warren J. Fu

Additional Music

Suite from X2
Composed by John Ottman
Courtesy of Twentieth Century Fox
Film Corporation

Customer Support

NOTE: Please do not contact Customer Support for hints/codes/cheats; only technical issues.

Internet: <http://www.activision.com/support>

Our support section of the web has the most up-to-date information available. We update the support pages daily, so please check here first for solutions. If you cannot find an answer to your issue, you can submit a question/incident to us using the online support form.

A response may take anywhere from 24–72 hours depending on the volume of messages we receive and the nature of your problem.

NOTE: Internet support is handled in English only.

NOTE: The multiplayer components of Activision games are handled only through Internet support.

Phone: (310) 255-2050

You can call our 24-hour voice-mail system for answers to our most frequently asked questions at the above number. Contact a Customer Support representative at the same number between the hours of 9:00 am and 5:00 pm (Pacific Time), Monday through Friday, except holidays.

Please do not send any game returns directly to Activision without first contacting Customer Support. It is our policy that game returns/refunds must be dealt with by the retailer or online site where you purchased the product. Please see the Limited Warranty contained within our Software License Agreement for warranty replacements.

**Register your product online at www.activision.com
so we can enter you in our monthly drawing
for a fabulous Activision prize.**



OFFICIAL
STRATEGY
GUIDES

www.bradysgames.com



Winner, E3 People's Choice Award
- GameSpot.com

"Best Spider-Man game ever"
- Yahoo! Video Games

"A sight to behold"
- GameSpy.com

NOW AVAILABLE ON PLAYER'S CHOICE - \$19.99



★★★★★ **"A solid, riveting story
combined with refined gameplay
make this game outstanding!"**
- GamePro

**"9/10. One of the best console
multi-player games available"**
- GameInformer

"Bigger and better than the original"
- Yahoo! Games



MARVEL

ACTIVISION

activision.com

SOFTWARE LICENSE AGREEMENT

USE OF THIS PROGRAM IS SUBJECT TO THE SOFTWARE LICENSE TERMS SET FORTH BELOW. "PROGRAM" INCLUDES THE SOFTWARE INCLUDED WITH THIS AGREEMENT, THE ASSOCIATED MEDIA, ANY PRINTED MATERIALS, AND ANY ON-LINE OR ELECTRONIC DOCUMENTATION, AND ANY AND ALL COPIES AND DERIVATIVE WORKS OF SUCH SOFTWARE AND MATERIALS. BY OPENING THIS PACKAGE, AND/OR USING THE PROGRAM, YOU ACCEPT THE TERMS OF THIS LICENSE WITH ACTIVISION, INC. ("ACTIVISION").

LIMITED USE LICENSE. Activision grants you the non-exclusive, non-transferable, limited right and license to use one copy of this Program solely and exclusively for your personal use. All rights not specifically granted under this Agreement are reserved by Activision. This Program is licensed, not sold. Your license confers no title or ownership in this Program and should not be construed as a sale of any rights in this Program.

OWNERSHIP. All title, ownership rights and intellectual property rights in and to this Program and any and all copies thereof (including but not limited to any titles, computer code, themes, objects, characters, character names, stories, dialog, catch phrases, locations, concepts, artwork, animation, sounds, musical compositions, audio-visual effects, methods of operation, moral rights, and any related documentation, incorporated into this Program) are owned by Activision or its licensors. This Program is protected by the copyright laws of the United States, international copyright treaties and conventions and other laws. This Program contains certain licensed materials and Activision's licensors may protect their rights in the event of any violation of this Agreement.

YOU SHALL NOT:

- Exploit this Program or any of its parts commercially, including but not limited to use at a cyber cafe, computer gaming center or any other location-based site. Activision may offer a separate Site License Agreement to permit you to make this Program available for commercial use; see the contact information below.
- Sell, rent, lease, license, distribute or otherwise transfer this Program, or any copies of this Program, without the express prior written consent of Activision.
- Reverse engineer, derive source code, modify, decompile, disassemble, or create derivative works of this Program, in whole or in part.
- Remove, disable or circumvent any proprietary notices or labels contained on or within the Program.
- Export or re-export this Program or any copy or adaptation in violation of any applicable laws or regulations.

LIMITED WARRANTY. Activision warrants to the original consumer purchaser of this Program that the recording medium on which the Program is recorded will be free from defects in material and workmanship for 90 days from the date of purchase. If the recording medium is found defective within 90 days of original purchase, Activision agrees to replace, free of charge, any product discovered to be defective within such period upon its receipt of the Product, postage paid, with proof of the date of purchase, as long as the Program is still being manufactured by Activision. In the event that the Program is no longer available, Activision retains the right to substitute a similar program of equal or greater value. This warranty is limited to the recording medium containing the Program as originally provided by Activision and is not applicable to normal wear and tear. This warranty shall not be applicable and shall be void if the defect has arisen through abuse, misstatement, or neglect. Any implied warranties prescribed by statute are expressly limited to the 90-day period described above.

EXCEPT AS SET FORTH ABOVE, THIS WARRANTY IS IN LIEU OF ALL OTHER WARRANTIES, WHETHER ORAL OR WRITTEN, EXPRESS OR IMPLIED, INCLUDING ANY WARRANTY OF MERCHANTABILITY, FITNESS FOR A PARTICULAR PURPOSE OR NON-INFRINGEMENT, AND NO OTHER REPRESENTATIONS OR CLAIMS OF ANY KIND SHALL BE BINDING ON OR OBLIGATE ACTIVISION.

When returning the Program for warranty replacement please send the original product disk(s) only in protective packaging and include: (1) a photocopy of your dated sales receipt; (2) your name and return address typed or clearly printed; (3) a brief note describing the defect, the problem(s) you are encountering and the system on which you are running the Program; (4) if you are returning the Program after the 90-day warranty period, but within one year after the date of purchase, please include check or money order for \$20 U.S. currency per disc replacement. Note: Certified mail recommended.

In the U.S. send to: Warranty Replacements, Activision, Inc., P.O. Box 67713, Los Angeles, California 90067.

LIMITATION ON DAMAGES. IN NO EVENT WILL ACTIVISION BE LIABLE FOR SPECIAL, INCIDENTAL OR CONSEQUENTIAL DAMAGES RESULTING FROM POSSESSION, USE OR MALFUNCTION OF THE PROGRAM, INCLUDING DAMAGES TO PROPERTY, LOSS OF GOODWILL, COMPUTER FAILURE OR MALFUNCTION AND, TO THE EXTENT PERMITTED BY LAW, DAMAGES FOR PERSONAL INJURIES, EVEN IF ACTIVISION HAS BEEN ADVISED OF THE POSSIBILITY OF SUCH DAMAGES. ACTIVISION'S LIABILITY SHALL NOT EXCEED THE ACTUAL PRICE PAID FOR THE LICENSE TO USE THIS PROGRAM. SOME STATES/COUNTRIES DO NOT ALLOW LIMITATIONS ON HOW LONG AN IMPLIED WARRANTY LASTS AND/OR THE EXCLUSION OR LIMITATION OF INCIDENTAL OR CONSEQUENTIAL DAMAGES, SO THE ABOVE LIMITATIONS AND/OR EXCLUSION OR LIMITATION OF LIABILITY MAY NOT APPLY TO YOU. THIS WARRANTY GIVES YOU SPECIFIC LEGAL RIGHTS, AND YOU MAY HAVE OTHER RIGHTS WHICH VARY FROM JURISDICTION TO JURISDICTION.

TERMINATION. Without prejudice to any other rights of Activision, this Agreement will terminate automatically if you fail to comply with its terms and conditions. In such event, you must destroy all copies of this Program and all of its component parts.

U.S. GOVERNMENT RESTRICTED RIGHTS. The Program and documentation have been developed entirely at private expense and are provided as "Commercial Computer Software" or "restricted computer software." Use, duplication or disclosure by the U.S. Government or a U.S. Government subcontractor is subject to the restrictions set forth in subparagraph (c)(1)(ii) of the Rights in Technical Data and Computer Software clauses in DFARS 252.227-7013 or as set forth in subparagraph (c)(1) and (2) of the Commercial Computer Software Restricted Rights clauses at FAR 52.227-19, as applicable. The Contractor/Manufacturer is Activision, Inc., 3100 Ocean Park Boulevard, Santa Monica, California 90405.

INJUNCTION. Because Activision would be irreparably damaged if the terms of this Agreement were not specifically enforced, you agree that Activision shall be entitled, without bond, other security or proof of damages, to appropriate equitable remedies with respect to breaches of this Agreement, in addition to such other remedies as Activision may otherwise have under applicable laws.

INDEMNITY. You agree to indemnify, defend and hold Activision, its partners, affiliates, contractors, officers, directors, employees and agents harmless from all damages, losses and expenses arising directly or indirectly from your acts and omissions to act in using the Product pursuant to the terms of this Agreement.

MISCELLANEOUS. This Agreement represents the complete agreement concerning this license between the parties and supersedes all prior agreements and representations between them. It may be amended only by a writing executed by both parties if any provision of this Agreement is held to be unenforceable for any reason, such provision shall be reformed only to the extent necessary to make it enforceable and the remaining provisions of this Agreement shall not be affected. This Agreement shall be construed under California law as such law is applied to agreements between California residents entered into and to be performed within California, except as governed by federal law and you consent to the exclusive jurisdiction of the state and federal courts in Los Angeles, California.

If you have any questions concerning this license, you may contact Activision at 3100 Ocean Park Boulevard, Santa Monica, California 90405, (310) 255-2000, Attn. Business and Legal Affairs, legal@activision.com.