


<http://www.replacementdocs.com>



XBOX

MALICE™



TEEN
T
CONTENT RATED BY
ESRB



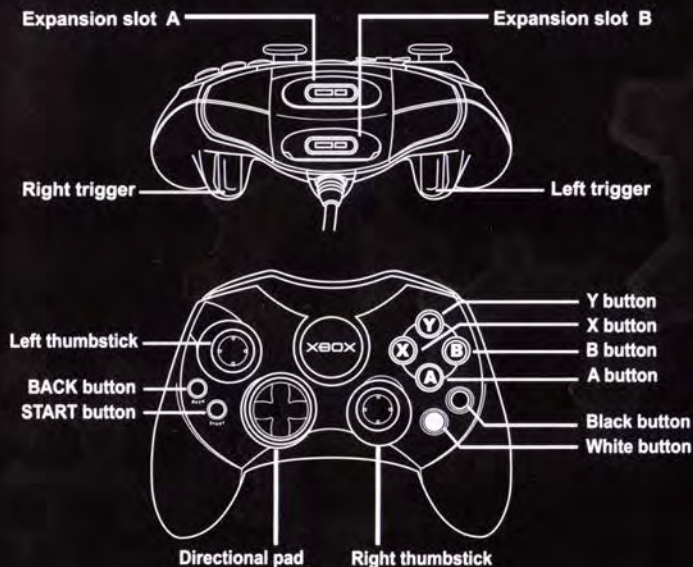
ZeniMax
MEDIA INC.



TABLE OF CONTENTS

GAME CONTROLS	2
GETTING STARTED	3
OUR STORY	4
THE METAL GUARDIAN	5
THE POCKETWATCH & JOURNAL	5
ENEMIES	6
WEAPONS	6
MAGIC	7
CREDITS	8

GAME CONTROLS



- L**eft thumbstick Directional walk/run
- R**ight thumbstick Rotate camera
- R**ight thumbstick button Toggle 1st/3rd person view
- A** button Jump / Double Jump (press twice)
- X** button Swipe attack
- Y** button Action / Use
- B** button Quake attack
- O** button Open Pocket Watch to see Journal
- ← → ↑ ↓** Navigate Journal
- R**ight trigger + **A**, **X**, **Y**, **B** Use Magics
- L**eft trigger Pull camera in behind you
- BACK** button Back
- START** button Pause / Restart

GETTING STARTED

Having inserted your **Malice™** disc successfully, you will be presented with the Main Menu screen. From here you will be able to choose from the following options:

NEW GAME

Start a new game.

LOAD GAME

Load a previously saved game.

OPTIONS

Adjust the volumes and select vibration on or off. Adjust screen settings.

CREDITS

Display the game credits.

SAVING AND LOADING

To save a game, first access the Save Game Menu by pressing the **START** button on your controller. Then choose to save your game.

To Load a previously saved game, select Load Game from the Main Menu. A list of saved files will appear. Select the saved game you wish to return to and press the **A** button.

OUR STORY

A headless girl stands before Death on the Beach of Souls in the midst of a pack of zombies. Soul Eaters all around ravage the poor deceased. It is clear, Death wants no part of this strange girl...too much work! She is Malice, a Temporal-Deity-Paradox who starts our game having just failed to save the world from disaster! Just how did things come to such an end?

To find out, you'll need to travel through an odd universe using the portal of an automated Solar System, built at the heart of a defunct clockwork-ElementOmeter!

As you power up the great machinery, thereby gaining access to more of this strange universe, you'll have to recover some 'Key' items in order to improve your weapons – the Mace of Clubs, the Clockwork Hammer, and the Quantum Tuning Fork – each with their own distinctive powers and attributes.

A word of warning: You may find yourself changed into a kid or a ghost as you unveil more of this universe, and your part to play in all this mayhem. Above all – **KEEP YOUR HEAD!**

Along the way, you'll gain some magical powers that will help with your Quests and become powerful enough to take on the nuclear wrath of the evil mind behind all this – the Fuhrer of Fire, the Dog God! You will fulfill the prophecy and become the Goddess...MALICE!



THE METAL GUARDIAN

He is the Keeper of the Universe, and your friend and guide in this messed up world. He'll help you and will also send you out on a series of Quests that are essential in order to prevent the Dog God from getting his awful way. The Metal Guardian lives in The Orrery – hub of the Universe.



THE POCKET WATCH & JOURNAL

The Pocket Watch is a unique device. When it's in your possession, try not to lose it.



It will also inform you of your state of health – the number of hearts you have determines how much damage you can take from your enemies, or from falling, etc. This can be replenished by collecting HEARTS wherever you find them. The maximum number of hearts that you can hold can be increased by collecting CRYSTAL HEART POTS. For every 10 of

these that you collect you will increase your maximum hearts by one. You should always try to collect these whenever possible.

The Pocket Watch will also show your Mana bar – this blue bar is the amount of Mana you have stored for performing Magic.

The Journal can be accessed by pressing the **O** button. With it you will be able to check on your Quests and on some of the items essential to help you progress.

ENEMIES

These come in various forms. The Dog God's minions will be found throughout the universe, including some much bigger and meaner allies of Dog God who must be defeated to help your friend, the Metal Guardian. Each has special powers that you must watch out for. Their state of health will also be shown when you fight them. Sometimes Magic can help....

MIGHTY WEAPONRY




The Mace of Clubs

Given to Malice by the Metal Guardian in the Orrey, this is Malice's first weapon and proves a most useful start.

Club Slash Press the **X** button for cutting swipe
Club Quake Press the **B** button for a thumping thwack

The Clockwork Hammer

A collaboration of computational cogs fire-tuned with Metal. A disproportionately huge device of tremendous power.



Hammer Slash Press the **X** button for spinning swipe
Hammer Quake Press the **B** button for a crunching rumble

The Quantum Tuning Fork

The pinnacle of weaponry, fine-tuned with pure quantum physical energy, for apocalyptic battle.



Quantum Slash Press the **X** button for a deadly swipe
Quantum Quake Press the **B** button for an electrifying storm

MAGIC

A useful weapon in Malice's armoury is Magic, which can be learned, entrusted, acquired, and used when a plain old kick in the butt won't help.

Each Magic is gained through Malice's achievements:

Magic requires a combo of buttons – Press and Hold the **Light trigger** and press the following:

Glide Magic **A** button

Useful for reaching the parts others cannot reach

Bullet Shield Magic **Y** button

Protects you against projectile attacks

Speed Magic **X** button

Run circles around your enemies at double speed

Weapon Boost Magic **B** button

Increased power on swipe and quake (all weapons)

Health Magic **A** button (twice)

Recover to full Heart's health

Damage Shield Magic **Y** button (twice)

Protects you against ALL attacks

Slow Magic **X** button (twice)

Your enemies slow to half speed

Nuke Magic **B** button (twice)

Blast every enemy near you

You must collect Mana crystals in order to use Magic – When cast, Magic uses up Mana. Watch the blue Magic Bar on your Pocket Watch. The greater Magics use more Mana.

CREDITS

Argonaut Studios

CEO
Jez San

COO
Joss Ellis

Executive Producers
Peter Jones
Kevin Mullard

Producer
Andy Pang

Lead Engine Coder
Tom Nettlehip

Engine Coders
Alex Clarke
Charles James

Lead Gameplay Coder
Sean Butler

Senior Gameplay Coder
Robin Jubber

Gameplay Coders
Mark Colman
Simon Gumble
Alan Yuen
Aubrey Murray

Tools
Tom Nettlehip
Simon Jeffries

Lead Animator
Mark Jagger

Senior Animator
Stephen Hales

Animators
Will Braydon
Oliver Smith
Lisa Springett
Eoin Coughlan

Lead Artist
Owen Jenkins

Senior Artists
Tanguy Dewavrin
Aleksandar Ilic
Glen Saberton

Artists
Dave Allsop
Adam Barton
Sue Cole

Concept Art
Dave Allsop
Stephen Hales
Mark Jagger
David Levy

Design
Richard Bunn
Kevin Clarke
Mete Djemal
Dave Gumble
Arash Mohebbi
Tom Ball
Shey Crompton

Lead Sound
Justin Scharvona

Sound Programming
Richard Griffiths

Sound Design
Chris Sweetman

Music
Nick Arundel
Karin Griffin

QA Manager
Simon Belton

Lead Tester
Germaine Mendes

Testers
Dominic Andoh
Simon Belton
Carlo Bush

Script
Mark Oswin

Casting/Directing
Phil Morris

Recording Studio
AllintheGame Ltd

Featured Voice Actors
Harper Marshall
Bradley Lavelle
Jay Simon
Dian Perry
Sean Baker
Tom Clarke Hill

Special Thanks
Lauren Azeltine
William Derella
Egil Gloersen
Jim Guerinet
Ben Houge
Cathy Johnson
Cherie Lutz
Gary Miller

Ted Mandelkorn
Sian Morgan
Julie Pitt
Drew Moore
Hannah Parker
Jason Swan
Don Terbush
Larry Tull
Scott Evans
LTStudios Ltd

With Thanks To...
Phil Bak Richard Burley
Stuart Burns
Alex Champandard
Eoin Coughlan
Alex Cullum
Andy Diey
Jose Doran
Teresa Eddery
John Gay
Lewis Gordon
Carl Graham
June James
Dan Laufer
Tony Lloyd
Michael Michael
Ben Minto
Steve Mortimer
Christophe Moyné
Nick Rodriguez
Alex Rutter
Herman Serrano

Mud Duck Productions
Harry Kinney
Steven Green
Mike Fridley
Michael Wagner
Megan Sawyer
William Noble

LIMITED WARRANTY

ZeniMax Media Inc. ("ZeniMax") warrants for a period of ninety (90) days following the original purchase of this Disc ("Warranty Period") that the Disc media is, and under normal use shall be, free from substantial errors or defects that will materially interfere with the operation of the Disc as described in the Documentation. This limited warranty applies to the initial purchaser only ("You"), and does not apply if the Disc is used for other than for private, non-commercial purposes.

EXCEPT AS STATED ABOVE, ZENIMAX MAKES NO OTHER WARRANTY, REPRESENTATION, OR CONDITION, EXPRESS OR IMPLIED, STATUTORY OR OTHERWISE. ANY AND ALL OTHER EXPRESS OR IMPLIED WARRANTIES, REPRESENTATIONS, OR CONDITIONS, STATUTORY OR OTHERWISE, ARE EXPRESSLY AND SPECIFICALLY DISCLAIMED, INCLUDING ANY WARRANTY OR MERCHANTABILITY, FITNESS FOR A PARTICULAR PURPOSE, TITLE OR NON-INFRINGEMENT.

Some jurisdictions do not allow limitations on how long an implied or express warranty or condition lasts, so the above limitation may not apply to You. This limited warranty gives You specific legal rights, and You may also have other rights which vary from jurisdiction to jurisdiction.

If You believe You have found an error or defect in the Disc that would constitute a breach of this limited warranty during the Warranty Period, and You are in the United States, please call 410-568-3685, 9:00 am to 5:00 pm EST Monday through Friday, excluding holidays. If You are outside the United States, send your original Disc to Mud Duck Productions c/o ZeniMax Media Inc., 1370 Piccard Drive, Suite 120, Rockville, Maryland 20850 USA, together with a dated proof of purchase, Your product number, a brief description of such error or defect, and Your return address.

If You have a problem resulting from such a manufacturing defect in the Disc, ZeniMax's entire liability and Your exclusive remedy for breach of this limited warranty shall be the replacement of the Disc, within a reasonable period of time and without charge, with a corrected version of the Disc. Any replacement Disc shall be warranted for the remainder of the original Warranty Period or thirty (30) days, whichever is longer. This limited warranty shall not be applicable and shall be void if the defect in the Disc is found to be the result of abuse, unreasonable use, mistreatment or neglect.

WARRANTY CARD AND WARRANTY PROTECTION

To be eligible for warranty protection hereunder, You must fill out and mail in the Warranty Registration Card included in the Package within thirty (30) days of purchase. Failure to send in Your Warranty Registration Card within thirty (30) days of purchase shall result in the loss of Your warranty protection. Warranty protection is available only to You, the original purchaser. In the event of any questions in this regard, ZeniMax reserves the exclusive right to determine warranty eligibility and appropriate redress, if any.

LIMITATION OF LIABILITY

IN NO EVENT SHALL ZENIMAX BE LIABLE FOR SPECIAL, INCIDENTAL, CONSEQUENTIAL, PUNITIVE, EXEMPLARY OR OTHER INDIRECT DAMAGES, EVEN IF ZENIMAX IS ADVISED OF OR AWARE OF THE POSSIBILITY OF SUCH DAMAGES. IN NO EVENT SHALL THE ENTIRE LIABILITY OF ZENIMAX ARISING FROM OR IN ANY WAY RELATED TO THE PACKAGE, THE DISC, OR ANY PART THEREOF, OR THIS AGREEMENT, EXCEED IN THE AGGREGATE THE PURCHASE PRICE OF THE PACKAGE.

Some jurisdictions do not allow the exclusion or limitation of relief, special, incidental, consequential, indirect or exemplary damages, or the limitation of liability to specified amounts, so the above limitations or exclusions may not apply to You.

For general technical support, please call 410-568-3685, 9:00 am to 5:00 pm EST Monday through Friday, excluding holidays.

Malice © 2004 Argonaut Games PLC. Distributed under license from Argonaut Games PLC by Mud Duck Productions, a ZeniMax Media brand. Mud Duck, ZeniMax and their logos are registered trademarks of ZeniMax Media Inc., 1370 Piccard Drive, Suite 120, Rockville, MD 20850. Malice, Argonaut and its logo are trademarks of Argonaut Games PLC. All Rights Reserved. The ratings icon is a trademark of the Interactive Digital Software Association. Microsoft, Xbox, and the Xbox logo are either registered trademarks or trademarks of Microsoft Corporation in the U.S. and/or other countries.

SAFETY INFORMATION

About Photosensitive Seizures

A very small percentage of people may experience a seizure when exposed to certain visual images, including flashing lights or patterns that may appear in video games. Even people who have no history of seizures or epilepsy may have an undiagnosed condition that can cause these "photosensitive epileptic seizures" while watching video games.

These seizures may have a variety of symptoms, including lightheadedness, altered vision, eye or face twitching, jerking or shaking of arms or legs, disorientation, confusion, or momentary loss of awareness. Seizures may also cause loss of consciousness or convulsions that can lead to injury from falling down or striking nearby objects.

Immediately stop playing and consult a doctor if you experience any of these symptoms. Parents should watch for or ask their children about the above symptoms – children and teenagers are more likely than adults to experience these seizures.

The risk of photosensitive epileptic seizures may be reduced by sitting farther from the television screen, using a smaller television screen, playing in a well-lit room, and not playing when you are drowsy or fatigued.

If you or any of your relatives have a history of seizures or epilepsy, consult a doctor before playing.

Other Important Health and Safety Information

The Xbox Instruction Manual contains important health and safety information that you should read and understand before using this software.

Avoid Damage to Your Television

Do not use with certain televisions. Some televisions, especially front- or rear- projection types, can be damaged if any video games, including Xbox games, are played on them. Static images presented during the normal course of gameplay may "burn in" to the screen, causing a permanent shadow of the static image to appear at all times, even when video games are not being played. Similar damage may occur from static images created when placing a video game on hold or pause. Consult your television owner's manual to determine if video games can be played safely on your set. If you are unable to find this information in the owner's manual, contact your television dealer or the manufacturer to determine if video games can be played safely on your set.

Unauthorized copying, reverse engineering, transmission, public performance, rental, pay for play, or circumvention of copy protection is strictly prohibited.