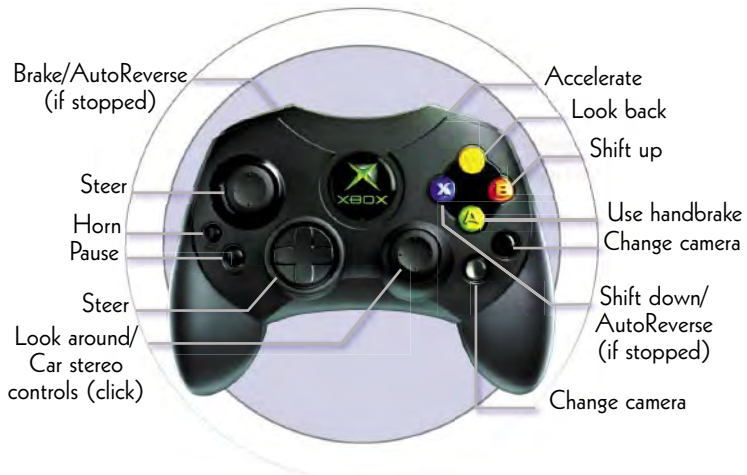


# GAME CONTROLS



## RACE

Race with style, speed, and daring to earn Kudos

## KUDOS

Earn enough Kudos to increase your Kudos Rank

## KUDOS RANK

Increase your Kudos Rank to receive Kudos Tokens

## KUDOS TOKENS

Use Kudos Tokens to unlock new cars

## CARS

Use your newly acquired cars to beat higher difficulty levels



Microsoft  
game studios

Get the strategy guide  
primagames.com®

0903 Part No. X09-92153

XBOX

LIVE ONLINE ENABLED

PROJECT GOTHAM  
RACING 2



## SAFETY INFORMATION

### About Photosensitive Seizures

A very small percentage of people may experience a seizure when exposed to certain visual images, including flashing lights or patterns that may appear in video games. Even people who have no history of seizures or epilepsy may have an undiagnosed condition that can cause these “photosensitive epileptic seizures” while watching video games.

These seizures may have a variety of symptoms, including lightheadedness, altered vision, eye or face twitching, jerking or shaking of arms or legs, disorientation, confusion, or momentary loss of awareness. Seizures may also cause loss of consciousness or convulsions that can lead to injury from falling down or striking nearby objects.

Immediately stop playing and consult a doctor if you experience any of these symptoms. Parents should watch for or ask their children about the above symptoms—children and teenagers are more likely than adults to experience these seizures.

The risk of photosensitive epileptic seizures may be reduced by sitting farther from the television screen, using a smaller television screen, playing in a well-lit room, and not playing when you are drowsy or fatigued.

If you or any of your relatives have a history of seizures or epilepsy, consult a doctor before playing.

**Other Important Health and Safety Information** The Xbox Instruction Manual contains important health and safety information that you should read and understand before using this software.

### Avoid Damage to Your Television

**Do not use with certain televisions.** Some televisions, especially front- or rear-projection types, can be damaged if any video games, including Xbox games, are played on them. Static images presented during the normal course of gameplay may “burn in” to the screen, causing a permanent shadow of the static image to appear at all times, even when video games are not being played. Similar damage may occur from static images created when placing a video game on hold or pause. Consult your television owner’s manual to determine if video games can be played safely on your set. If you are unable to find this information in the owner’s manual, contact your television dealer or the manufacturer to determine if video games can be played safely on your set.

Introduction	2
Your Goal	2
Ranking Up	3
What are Kudos?	4
Ghosts	7
Scoreboards	7
Game Controls	8
Game Screen	10
Kudos World Series	12
Arcade Racing	14
Time Attack	15
Instant Action	15
Xbox Live	16
Xbox Live Racing	20
Ghost Challenge	21
The Machines	22
The Venues	25
The Car Stereo	26
Credits	29
Car Credits	30
Warranty	32
Customer Support	33



Finishing first isn't hard. Anyone can floor it and cross the finish line. What *Project Gotham Racing® 2* is all about is finishing first—with fearless style. Work the handbrake to pull off a 360°, slide through the curves, take the perfect line...and still come in ahead of the pack. The braver you are, the greater your reward. That's what earns you glory in *PGR™ 2*.

## YOUR GOAL

The goal of *PGR 2* is to be the best driver in the world. And to prove you're the best, you need the highest Kudos Rank—the ultimate measure of your driving ability. You increase your Kudos Rank by earning Kudos (see pg. 4).

You have two separate ranks: Single Player Kudos Rank and Xbox Live Kudos Rank. In Single Player mode, race in either **Kudos World Series** or **Arcade Racing** to increase your Kudos Rank. To increase your Xbox Live Kudos Rank, race against others on the Xbox Live™ service.

Play...	which is...	to increase...
Kudos World Series	single-player	Kudos Rank
Arcade Mode	single-player	Kudos Rank
Xbox Live Races	multiplayer	Xbox Live Kudos Rank

There are also modes in which your Kudos Rank isn't increased. Race an Xbox Live **Ghost Challenge** to improve your Xbox Live Scoreboard position (but not your Xbox Live Kudos Rank). In **Time Attack** and **Instant Action**, your goal is simply speed (there are no Ks for style, and thus you won't increase your Rank).

Play...	which is...	to increase...
Xbox Live Ghost Challenge	single-player	no Rank increase
Time Attack	single-player	no Rank increase
Instant Action	single-player	no Rank increase

## Kudos Tokens and Locked Cars

Increasing either Kudos Rank also earns you Kudos Tokens. You can use those Tokens to unlock new cars, no matter where you earned them.



# WHAT ARE KUDOS?

Kudos measure the style, speed, and daring you use when racing. Sure, you want to beat your friend around the track. But if you really want to get under his skin—and earn plenty of Kudos in the process—you'll pass him, get two wheels off the ground, slide around a corner, and then finish with no damage.

Earn Kudos to increase your Kudos Rank. Increase your Kudos Rank to earn Kudos Tokens. Exchange Kudos tokens to unlock new cars. Simple, right?

## How do you earn Kudos?

When you perform a stylish maneuver during a race, a certain number of Kudos is added to your Kudos Stash. After about two seconds, the Stash moves into your Kudos Bank. However, if you can do another maneuver before your Stash moves to your Bank, you earn a Combo Bonus. The more moves you can string together before your Stash moves to your Bank, the more Kudos you earn for your Combo Bonus.

Note that if you collide with an object before your Stash moves to your Bank, you will lose any Combo Bonus you may have. If you don't have a Combo Bonus, you'll lose your Stash. Remember, the more you gamble with linking moves, the more reward you could reap...but just one mistake will cost you. How brave are you?

## What do you do with Kudos?

When you earn a certain number of Kudos, your Kudos Rank increases. Your Kudos Rank is your badge of honor—it's how you prove your worth to all the other racers out there.

Each time your Rank increases, you earn Kudos Tokens. You can exchange your Tokens to unlock new cars (or save the Tokens for later). You receive Tokens for increasing both types of Kudos Ranks, and you can use those Tokens to unlock cars no matter where you earned them.

## Single-Player Kudos

The Kudos you earn when racing in **Kudos World Series** or **Arcade Racing** are divided into two categories: Style Kudos and Completion Bonus Kudos. As the name suggests, you earn Completion Bonus Kudos when you finish a race (the higher the difficulty, the bigger the bonus). Style Kudos are earned during an event and are not based on how *fast* you drive, but on *how* you drive fast. (See pg. 6 for details on earning Style Kudos.)

## Xbox Live Kudos

As in single-player racing, you earn both Style Kudos and Completion Bonus Kudos when racing via *Xbox Live*. You earn Style Kudos in exactly the same way as in single-player racing (see pg. 6). However, Completion Bonus Kudos work a little differently in *Xbox Live* racing—they depend on where you place, which car you drive, and whether the other players have higher *Xbox Live* Kudos Ranks.

## How do you maximize your Xbox Live Kudos?

Obviously, racing with style and coming in first are going to earn you Kudos. But if you really want to rack up Ks, you should race against more opponents, race against cars that are better than yours, race against players with higher *Xbox Live* Kudos Ranks, and finish with a faster time than your opponents.



## Earning Style Kudos

<b>360°</b>	Quickly spin around in a complete circle
<b>Air</b>	Get all four wheels off the ground
<b>Clean Section</b>	Drive cleanly through a designated section
<b>Cone Gate</b>	Drive cleanly between two orange cones
<b>Draft</b>	Get extra speed by tailing another driver as closely as possible
<b>Overtake</b>	Pass an opponent
<b>Overtake (Draft)</b>	Draft behind a car, and then slingshot past it
<b>Race Line</b>	Maintain optimal speed when cornering by starting wide and cutting the inside edge of your turn
<b>Slide</b>	Drift by skidding the back end of your car, causing it to oversteer or "fishtail"
<b>Two Wheels</b>	Get two wheels off the ground
<b>Combo Bonus</b>	Link moves together before your Kudos Stash moves to your Kudos Bank (see pg. 4)

## Earning Completion Bonus Kudos

<b>Completion Bonus</b>	Successfully complete a Kudos Challenge (the higher the difficulty, the greater the bonus)
<b>Clean Race</b>	Complete the race without a single scratch
<b>Fast Lap</b>	Record the fastest lap of the race
<b>Position</b>	Place at or higher than third place
<b>Time Bonus</b>	Complete a timed race before the time expires (the more time remaining, the greater the bonus)

A Ghost, which is a replay of a previous race or Kudos Event, appears as a semi-transparent image of a car that races at the same time you do. Your car can pass through the Ghost image without crashing.


Why would you use a Ghost? Race an Xbox *Live* **Ghost Challenge** to improve your Xbox *Live* Scoreboard position. Or race against your friends' Ghosts to learn how they drove and which car they used to set a fast lap and get the most Kudos. Then upload a better Ghost to show them who's the better driver.

You can download a Ghost by selecting **Event Scoreboards/Ghosts** or **Ghost Challenge** if you're signed in to the Xbox *Live* service. There are Ghosts to download from every race in **Kudos World Series**, **Arcade Racing**, **Time Attack**, and **Ghost Challenge** modes. You may watch a Ghost from any race type except **Time Attack**; however, you may only race against a Ghost in a **Cone Challenge**, **Hot Lap**, **Speed Camera**, **Time Attack** race, or **Ghost Challenge**.

## SCOREBOARDS

The Scoreboards keep track of Kudos earned on Xbox *Live*. If you are connected to Xbox *Live*, you can check the Scoreboards before each race to see the top players' results (and where you rank, if you've previously completed that event). You may also download a Ghost by selecting **Event Scoreboards/Ghosts**.

After a race, the Scoreboards are updated automatically so you can see how you compare to the top drivers. If you finish in the top 10, your Ghost will be automatically uploaded to the Xbox *Live* Scoreboards; everyone can upload a Ghost when racing an Xbox *Live* All-Time Ghost Challenge (see pg. 21).





## Car Stereo Controls (during race)

Click **R** to activate the car stereo. (See pg. 26 for more info.) While the stereo is on screen:

- R** ◀ or ▶ Change radio station/CD track
- R** ▲ or ▼ Adjust volume
- R** (click and hold) Toggle radio/CD

## To change soundtracks during a race


1. Press **START** to bring up the **Pause** menu.
2. On the **Pause** menu, select **Options**.
3. On the **Options** screen, select **Radio/CD Options**.
4. On the **Radio/CD Options** screen, change the CD or Radio source to the soundtrack you want to hear.

Note that you can create a **PGR 2 Custom Soundtrack** in the **Sound/Music** menu, or you can create your own soundtracks from the Xbox Dashboard.

## Symbol Legend

- R** Right Trigger
- L** Left Trigger
- R** Right Thumbstick
- L** Left Thumbstick
- START**
- BACK**
- +** Directional Pad



Current position  
Goal  
Current lap time  
Car Stereo  
(see pg. 26)  
(click  to access)



Circuit map  
Lap counter

Kudos Bank (see pg. 4)  
Kudos Stash  
Combo Bonus

Current gear  
Tachometer

Boost Gauge  
Speed  
Odometer

**Kudos World Series** is the main single-player mode in *PGR 2*. It is made up of 14 Car Series—one for each car class. (See pg. 22 for info on car classes.) Each Car Series is made up of individual Kudos Events. Complete the unlocked events to open more events in the same car class. Complete all the events in a single Car Series to unlock the next Car Series.

## Kudos Event Styles

<b>Street Race</b>	Race wheel to wheel against opponents while earning Kudos
<b>Cone Challenge</b>	Earn Kudos by driving with style
<b>Hot Lap</b>	Race alone against a single lap time while earning Kudos
<b>Overtake</b>	Try to pass enough cars while earning Kudos
<b>Timed Run</b>	Race against a total race time while earning Kudos
<b>Speed Camera</b>	Drive past the speed camera at top speed without crashing while earning Kudos
<b>One on One</b>	Race wheel to wheel against a single opponent while earning Kudos

## Difficulty Levels

There are five different levels in **Kudos World Series**: Novice, Easy, Medium, Hard, and Expert. For each event you successfully complete, you earn a medal matching the difficulty level of the race (e.g. Expert Level = Platinum medal). If a particular event is too tough at a certain difficulty, drop down a level to finish it off. After finishing an event, you may race it again at a different difficulty level (perhaps with a better car) to earn more Kudos. *Note*: Only your all-time best Kudos performance for each event counts towards your Kudos total.

The higher the difficulty level, the more Race Completion Bonus Kudos you'll earn. And since you need to earn Kudos to get Kudos Tokens, racing on the higher difficulty levels obviously puts you on the fast track to unlocking new cars.

In each Car Series, you are allowed to race only with the specified class of car. You'll need to unlock the best cars in a class in order to win at the highest difficulty levels, but remember—unlocked cars won't follow you when you progress to the next car series. Exchange your Tokens wisely.







# ARCADE RACING

Every element in **Arcade Racing** is fixed, from the track on which you race to the car you use to race it. There are a total of 20 challenges per mode: each mode has five levels, and each level has four events.

As in **Kudos World Series**, you can download a Ghost from **Event Scoreboards/Ghosts** before a race if you're connected to *Xbox Live*. After the race, your results will be updated on the Scoreboards, and if you finish in the top 10, your Ghost will be uploaded.

## Arcade Modes

- Street Racing** Race wheel to wheel against multiple opponents
- Timed Run** Complete a certain number of laps in a given amount of time
- Cone Challenge** Rack up Ks in fixed-circuit Cone Challenges

# TIME ATTACK

When racing in **Time Attack**, forget about showing off your slick moves; you can't earn Kudos here. Your goal is simple—pure speed. **Time Attack** also allows you to sample vehicles from every car series, even if you haven't unlocked that series yet in **Kudos World Series**.

## Time Attack Modes

- Circuit Challenge** Set the fastest time on any available circuit
- Car Challenge** Set the fastest time with any available car in any car class

If you're connected to *Xbox Live*, you can download a Ghost from **Event Scoreboards/Ghosts** before a race, including the Ghost of the world-record holder.

# INSTANT ACTION

This is where you want to go when you need to get behind the wheel immediately. Simply choose **Instant Action** from the **Title Screen**, and you're on the asphalt. The race scenario—car, course, and challenge—is chosen randomly from a set of quick challenges. The Kudos you earn in **Instant Action** mode are not put toward increasing your Kudos Rank...racing here is just about having fun.





## Take *Project Gotham Racing 2* Beyond the Box

Xbox Live is a high-speed or broadband Internet gaming community where you can create a permanent gamer identity, set up a Friends List with other players, see when they're online, invite them to play, and talk to them in real-time as you play.

## Downloadable *Project Gotham Racing 2* Content

If you are an Xbox Live subscriber, you can download the very latest content to your Xbox console.

## Connecting

Before you can play *Project Gotham Racing 2* online, you need to connect your Xbox console to a high-speed or broadband Internet connection and sign up for the Xbox Live service. To determine if Xbox Live is available in your region and for information about connecting to Xbox Live, see [www.xbox.com/connect](http://www.xbox.com/connect) and select your country.



## Signing In

To sign in, you first must select or create a profile, and then select an Xbox Live Gamertag. Starting with the second time you sign in, the most recently used Xbox Live Gamertag will automatically be signed in whenever you start a game. If you have more than one Xbox Live Gamertag or Auto Sign-In has been turned off in the Xbox Dashboard, you won't be automatically signed in. If Auto Sign-In has been turned off, you must select **Xbox Live Sign In** from the **Main Menu** to sign in to Xbox Live.

Once a player has signed in with a valid Xbox Live account, one guest may also sign in from the **Xbox Live** menu by pressing **START**. Note that Guests cannot use any voice capabilities, and if either player presses **B** while in the **Xbox Live** menu, the guest will be signed out of Xbox Live.

### *Project Gotham Racing 2* Xbox Live menu

- Quick Match Search** Find a race immediately without specifying game criteria
- OptiMatch™ Search** Specify the type of race or player for the game you would like to join
- Create New Game** Create and host a race with specific criteria
- Scoreboards** See where you rank in various lists, and view stats on your Friends and other players
- Xbox Live Options** Access your Friends List, see recent players, send player feedback, and adjust your voice masking and **Appear Online** status

## Voice Capabilities

Using an Xbox Communicator, you can chat with your opponent while you play online. See the instructions that came with your Xbox Communicator for more information.

## Friends List

You can add up to 100 other gamers to your **Friends List**. You can send and receive invitations from those friends, see if they are signed in, see which game they're playing, and more.

### To send a Friend Request

1. Select **Xbox Live Options** from the **Xbox Live** menu.
2. Select **Players List**.
3. Highlight the player's name, and then press **A** to send the request.

### To remove a name from your Friends List

1. Select **Xbox Live Options** from the **Xbox Live** menu.
2. Select **Friends**.
3. Highlight the player's name, and then press **A** to remove the name from your **Friends List**.

### To send a Game Invitation

1. Select **Create Game**.
2. After setting your game criteria, press **A**.
3. From the Lobby, select **Invite Friends**.
4. Press **A** to select the Friend you want to invite.

—or—

1. Press **Y** to bring up the **Xbox Live Options**.
2. Select **Friends**.
3. Press **A** to select the friend you want to invite.








### To ignore other players

1. Select **Xbox Live Options** from the **Xbox Live** menu.
2. Select **Options**.
3. Set your **Appear Online** status to **No**.

—or—

1. Press **Y** to bring up the **Xbox Live Options** menu.
2. Select **Options**.
3. Set your **Appear Online** status to **No**.

### The Xbox Live Icons

	Voice on
	Voice muted
	Voice through TV
	Game invitation sent
	Game invitation received
	Friend is online
	Friend Request sent
	Friend Request received

**Xbox Live** multiplayer racing is the mode that lets you show off your style to your friends...and the rest of the world. When you race online, you increase your *Xbox Live* Kudos Rank. That's the Rank you use to judge where you stand compared to drivers all over the globe.

In **Xbox Live** multiplayer racing mode, you can either host a game or join one being hosted by someone else. The game host defines the race settings, such as the circuit used, number of laps, and weather conditions. The host also specifies which cars can be used in the race.

The host also has the choice of what method of racing to use. You may select either Kudos Racing (where the player with the most Kudos wins) or Exhibition (where the winner is the player with the fastest time). In Kudos Racing, your Kudos are added to your *Xbox Live* Kudos total.


The circuit and car chosen by the host must be one that is unlocked in the profile he or she currently has loaded. If the host selects a car that is not available to all the participating racers, the affected racers can use a ghosted version of that car. Note that no Kudos may be earned while driving a ghosted vehicle.

**Xbox Live** racing uses the same Kudos/Rank/Tokens reward system as do the offline modes. (Remember that your *Xbox Live* Kudos Rank and Single Player Kudos Rank are kept separate, but you can combine the Kudos Tokens you earn.) Any Kudos or Tokens earned during an *Xbox Live* race are awarded to the driver's Gamertag. In addition, if you win an *Xbox Live* race, the circuit you raced on will be unlocked in the currently loaded profile. This means you don't have to progress through the entire single-player experience to unlock all of the tracks.

Race an *Xbox Live* **Ghost Challenge** to improve your *Xbox Live* Scoreboard position and show off your skills to the world. A **Ghost Challenge** is a special single-player race with specific restrictions that is available only if you are signed in to the *Xbox Live* service. There are two types of Ghost Challenges: All-Time Challenges and Rotating Challenges.

If you want to add your name to the pantheon of the greatest *PGR 2* drivers ever, buckle up for an All-Time Challenge. See how you compare to your friends and the best drivers in the world in Challenges that are always available. The All-Time Challenge Scoreboard allows **anyone** to save and upload a Ghost.

The Rotating Challenges, which change weekly and monthly, provide a fresh opportunity for drivers looking for unique combinations of racing circuit, car selection, weather condition, and challenge type. Rotating Challenge Scoreboard Ghosts will be limited to the top 10.





*Project Gotham Racing 2* features 14 separate car classes, with more than 100 cars. That's a lot of rubber waiting to meet the road. But before you can take command of these beauties, you have to prove your mettle. Earn Kudos in the races to increase your Kudos Rank. Each time you increase your Rank, you earn Kudos Tokens. And what do you do with your Tokens? You guessed it. You get yourself a sweet new ride.

## Where to Find the Cars

**Garages** See which cars you have unlocked in a specific Car Class, and use Kudos Tokens to unlock new ones

**Showroom** See all the cars, find out how many Kudos Tokens it takes to unlock new cars, and test the performance of any car by taking it for a spin around a special circuit

## Car Classes

There are 14 separate car classes. Read on for a glimpse at what you can expect to find in each one...

### Compact Sports

Small on size. Big on fun.

**Examples:** MINI Cooper S, Honda Civic Type-R

### Sports Convertible

Drop-top thrills with room for two.

**Examples:** Toyota MR2 Spyder, Mazda MX-5 Miata LS

### Coupe

Top speeds without top-shelf prices.

**Examples:** Honda Integra Type-R, Audi TT Coupe



*Cooper S*

### Sport Utility

The big boys of the road, with cargo space and power to spare.

**Examples:** Volvo XC90, Mercedes ML55 AMG

### Pacific Muscle

The best sport cars Japan has to offer.

**Examples:** Toyota Supra Twin-Turbo, Mazda RX-7

### Roadster

Open-top two-seaters with an eye on performance.

**Examples:** Lotus Elise, Vauxhall™ VX220™

### Classics

Timeless style and performance.

**Examples:** Mercedes 300SL Gullwing, Jaguar E-Type

### Sports Coupe

The coupe's bigger, faster brothers.

**Examples:** Lexus SC 430, Cadillac XLR

### American Muscle

Two words: cubic inches.

**Examples:** Chevrolet Camaro SS, Chevrolet Corvette® Sting Ray™ 427



*Cayenne Turbo*



*Enzo Ferrari*

## Super Car

Upscale sports cars you don't see every day.

**Examples:** TVR Tuscan Speed 6, Ferrari 360 Modena

## Grand Touring

Eat up continents as you travel in style.

**Examples:** Ferrari 575M Maranello, Mercedes SL55 AMG

## Track Specials

Street-legal sports cars for the hard-core racer.

**Examples:** Honda NSX Type-R, Lotus Exige

## Extreme

Wonder cars of the past and future redefining high-end performance.

**Examples:** Ferrari F50, Ford GT40 MKI

## Ultimate

Some are street legal, some are not—but all are at the top of the food chain.

**Examples:** Porsche Carrera GT, Saleen S7

From the tight, twisting tracks of Edinburgh to the lay-it-all-on-the-line streets of Sydney, *PGR 2* takes you on a wild ride across the globe and back again. And for the best of the best, there's world-famous Nürburgring—13 miles and 73 turns of racing nirvana, all on a single racetrack.



## Track Locations

Moscow, Russia	Sydney, Australia
Yokohama, Japan	Florence, Italy
Stockholm, Sweden	Barcelona, Spain
Chicago, Illinois, USA	Washington, D.C., USA
Edinburgh, Scotland	Nürburg, Germany
Hong Kong, China	

When flying down the streets of Barcelona in your Enzo Ferrari, you're going to want to listen to some good tunes. Fortunately, you have three radio stations per city, a total of 33 real DJs (each with his or her own playlist), and more than 240 songs—plus the ability to create your own soundtracks.

## In-Game Stereo

When racing, click **F1** to view the car stereo. From here, you can move **F1** left or right to change the radio station, move it up or down to adjust the volume, or click and hold it again to enter CD mode.

When you're in CD mode, you can move **F1** left or right to change tracks (but you won't hear any local DJs).

After you've made your radio and CD adjustments, click **F1** again to hide your stereo.

## Soundtracks

When racing, you always have your choice of three default radio stations that you can change on the fly. However, if you want more control over the music you hear, you can go to the in-game **Radio/CD Options** menu and select a soundtrack you've created.

You have two choices of soundtracks: ones you've created from the Xbox Dashboard or your own **PGR 2 Custom Soundtrack**. Xbox Dashboard soundtracks are composed of music you've previously copied to your Xbox hard disk. The **PGR 2 Custom Soundtrack** is created from any combination of songs that are included in *PGR 2*, and/or any songs that are included on soundtracks you've created on the Xbox Dashboard. (See pgs. 27-28 for more information on creating soundtracks.)

## To create an Xbox Dashboard soundtrack

1. Remove the *Project Gotham Racing 2* game disc from your Xbox console.
2. Go to the Xbox Dashboard **Music** menu.
3. Copy tracks from an audio CD to a soundtrack.
4. When you've finished creating your Xbox Dashboard soundtracks, place the *PGR 2* disc back into the Xbox console.
5. During a race, press **START** to pause the game.
6. On the **Pause** menu, select **Options**.
7. On the **Options** menu, select **Radio/CD Options**.
8. On the **Radio/CD Options** screen, change your **Radio** or **CD Soundtrack**.

If you listen to your soundtrack in Radio Mode, the DJs will still chime in on occasion! For more information about creating soundtracks on the Xbox Dashboard, refer to your Xbox console instruction manual, or visit [www.xbox.com/en-US/support/games/customsound.htm](http://www.xbox.com/en-US/support/games/customsound.htm).



## To create a *PGR 2* Custom Soundtrack

1. On the **Main Menu**, select **Options**.
2. On the **Options** menu, select **Sound/Music**.
3. On the **Sound/Music** menu, select ***PGR 2* Custom Soundtrack**.
4. On the ***PGR 2* Custom Soundtrack** menu, select **Add/Remove Songs**.
5. Use **L** and **R** to change the soundtrack you're viewing, and move **⬅** up and down to highlight a song.
6. To select a song to be added to your *PGR 2* Custom Soundtrack, highlight **Add/Remove Song** and then press **A**.

-or-

To select all the songs on the soundtrack you're currently viewing, highlight **Add All Songs** and then press **A**.

7. When you're finished, press **B** to create your soundtrack.
8. To organize the order in which your songs will play when in CD Mode, select **Organize *PGR 2* Custom Soundtrack** from the ***PGR 2* Custom Soundtrack** menu.
9. During a race, press **START** to pause the game.
10. On the **Pause** menu, select **Options**.
  11. On the **Options** menu, select **Radio/CD Options**.
    12. On the **Radio/CD Options** screen, change your **Radio Soundtrack** or **CD Soundtrack**.

## Bizarre Creations Ltd. Team

**2D Art Lead**  
Gren Atherton

**Audio Lead**  
Nick Wiswell

**City Art Leads**  
Derek Chapman

Julie McGurren

Ben O'Sullivan

Mark Sharratt

Paul Spencer

**Design Lead**  
Marty Chudley

**Programming Lead**  
Roger Perkins

**Vehicle Handling Lead**  
Ged Talbot

**Audio Content Lead**  
Matthias Grünwaldt

Rainer Heesch  
Ian Livingstone—MTS

**Audio Programming**  
Keith Pickford

**Car Art**  
Peter Money Penny

Jonathan Reilly

Jeff Powell

Chris Wise

Game World 7 Ltd.

**City Art**  
Alan Mealar

Gavin Bartlett

Boz Briers

Dianne Botham

Matthew J. Coward

Chris Davie

Eddie A. Draper

Paul Hesketh

Eddie Hilditch

Matthew Jeffs-Watts

Mike McTigue

Peter Roe

Jose Scouler

**Design and Balance**  
Chris Pickford

Ged Talbot

Glyn Williams

**Production**  
Peter Wallace

Brian Woodhouse

Allan Speed

**Programming**  
Ed Clay

Paul Kerby

Phil Snape

David Worswick

**Test**  
Barry Cheeseman

Simon Ellis

Peter Hall

Chris Speed

**Live Test**  
Mark Craig

**Tools Programming**  
Ian Wilson

Dave Al-Daini

**Additional City Art**  
Lee Carter

Matt Cavanagh

Stuart Jackson

Steven Heaney

David McDonald

Alan Mullins

Phil Nightingale

Simon Pickard

Gabor Soos

Mike Waterworth

**Additional Programming**  
Stephen Cakebread

Sam Hall

Steve Penson

**Bizarre IT**  
Stephen Gaffney

Andy Elliott

**Bizarre Admin Support**  
Lisa Dutton

**Bizarre Management**  
Marty Chudley

Sarah Chudley

Michelle Langton

Walter Lynsdale

Brian Woodhouse

### Special thanks to:

All our families and friends—too numerous to mention! All the guys and girls on our forums who've given us continual support and suggestions; Abbey Motorsport and Dynapack; Alexey Pajitnov; Andreas and Getaway Guys in Stockholm; Bill Chubb; David Stephen Jones; Dora Rogers; Gary Hall; Kats Sato; Keith Penny—Priority Practice Ltd.; Harvey Racing; Helen Caddock; Mike Clarke at HL Gorner TVR; James Jen; Kai and Yoshi at MSKK; Legal—Nik White at Babnors Chaffe Street; Ray Bucknell—Priority Financial Management.

## Microsoft Team

**Program Managers**  
Garrett Young

James Jen

**Game Design Leads**  
Chris Novak

Bill Giese

**Development Lead**  
Craig Cook

**Art Leads**  
Kiki Wolfkill

Alex Hillman

**Art**  
Jennie Chan

Mary Olson

**Art Content Coordination**  
Lou'An Williams

Todd Van Horne

Jennett Morgan

**Content Lead / Licensing**  
Fred Northup, Jr.

**Music Supervisor**  
Kiki McMillan

**Content Creation**  
Michelle Lomba

Beth Demetrescu

Greg Collins

Tyler Mays

**Audio Director**  
Andre Hoth

Anomaly Music Productions

**Audio**  
Greg Shaw

Joel Robinson

Ken Kato

Jerry Schroeder

Pete Comley

Mary Olson

Tawm Perkowski

Chris Vincent

Justin Wood

Mike Crank Imaging

Gordon Hempton of Soundtracker

DHM Music Design

**Test Leads**  
Jeff Shea

Jimbo Pfeiffer

**Test**  
Mike Yriondo

Joel Robinson

Mario Rodriguez

Gregory Murphy

Ty Balasco

Steve Dolan

Mark Medlock

Chris Phillips

Chris Beach

James Sweet

Matthew Kangas

Scott Catlin

Eric Johnson

Bryan Sudderth

**Print Design**  
Chris Lassen

Jennie Chan

**Product Managers**  
Scott Lee

Raja Subramoni

**Associate Product Manager**  
Adam Kovach

**User Testing Leads**  
Jerome Hagen

Eric Schuh

**User Testing Assistants**  
Sylvia Olveda (Aditi)

John Hopson (Excell Data Corporation)

**Localization Program Manager**  
Jenni Gant

**Product Support**  
Craig Stum

**Business Manager**  
Alfred Tan

**Licensing Manager**  
Christian Phillips

**Licensing**  
Kathy Kim

Mani Aliabadi

Jim Hawk

Andrew Lamb

Frances King

Denise Helmer

**Music Licensing**  
Lily Kohn

Bunni Durawoju

Naomi Hopkins

**Music Sourcing**  
Peter Davenport

**Legal**  
Jama Cantrell

Hubert Cheng

Peter Becker

Mary Heuett

Pam Kilby

Sue Stickney

Judy Weston

Stacy Quan

Christine Spillers

Ti'Anna Jones

**Senior Contract Specialist**  
Shari Davidson Maxwell

**Contract Specialist**  
Rita Boyd

**Contract Manager**  
Dennis Ries

● = Volt

● = ArtSource

● = Kelly Law Registry

● = S&T OnSite

### Special Thanks

Ed Fries, Shane Kim, Phil Spencer, James Miller, Clinton Fowler, Andrew Walker, Jo Tyo, Matt Gradwohl, Matt Whiting, Ken Lobb, Norman Cheuk, Shannon Loftis, Chris Satchell, Josh Atkins, Howard Phillips, Matthew Lee Johnston, Greg B. Jones, Frank Pape, Todd Stevens, Jeremy Los, Boyd Morrison, Bill Fulton, Darren Steele, Chenelle Bremont, Stacie Scattergood, Jule Zuccotti, MS Studios; the localization teams in Dublin, Japan, Korea, and Taiwan. Thank you to all our Automotive Partners.

See the in-game credits for the complete list of *Project Gotham Racing 2* team members.



Approved and Licensed Product of AC Car Group Pty, Ltd.

Approved and Licensed Product of Ascari Cars, Ltd. "Ascari" and "KZ-1" names, emblems, body designs, etc. are trademarks/-names and/or the intellectual property right of Ascari Cars, Ltd., use thereof is licensed to Microsoft Corporation.

Aston Martin V12 Vanquish used under license from Aston Martin Lagonda Limited, Ford Motor Company.

The Trademarks regarding the Audi RS6, Audi TT Coupé and Roadster are used by Microsoft with the Express written permission of AUDI AG.

Approved and Licensed Product of Bentley Motors Limited. "Bentley" and "Continental GT" names, emblems, body designs, etc. are trademarks/-names and/or the intellectual property right of Bentley Motors Limited, use thereof is licensed to Microsoft Corporation.

The BMW and MINI Trademarks are owned by BMW AG and are used under license.

Approved and Licensed Product of Caterham Car Sales & Coachworks, Ltd.

The Delfino and Feroce trademarks comprising the Delfino and Feroce names and the flying dolphin logo are the registered property of INCIDE Corporate Consultants Ltd. Delfino Cars Ltd. Is the copyright proprietor of the Delfino Feroce car design.

Dodge is a trademark of DaimlerChrysler Corporation.

Ferrari, Enzo Ferrari, Ferrari F50, Ferrari F40, Ferrari 360 Spider, Ferrari 360 Modena, Ferrari Challenge Stradale, Ferrari F355 Berlinetta, Ferrari 550 Barchetta, Ferrari 575M Maranello, Ferrari 275 GTB, Ferrari Dino 246 GT, Ferrari 250 GTO, Ferrari Testarossa all associated logos, and the Enzo Ferrari, Ferrari F50, Ferrari F40, Ferrari 360 Spider, Ferrari 360 Modena, Ferrari Challenge Stradale, Ferrari F355 Berlinetta, Ferrari 550 Barchetta, Ferrari 575M Maranello, Ferrari 275 GTB, Ferrari Dino 246 GT, Ferrari 250 GTO, Ferrari Testarossa distinctive designs are trademarks of Ferrari S.p.A.

Lancia, Lancia Stratos, Lancia Delta Integrale Evo all associated logos, and the Lancia Stratos, Lancia Delta Integrale Evo distinctive designs are trademarks of FIAT Auto S.p.A.

FOCUS RS, FORD GT, MUSTANG FASTBACK 2+2, MUSTANG SVT COBRA and SVT LIGHTNING are registered trademarks owned and licensed by Ford Motor Company.

General Motors Trademarks used under license to Microsoft.

Honda®, the "H" logo®, Acura®, the stylized "A" logo®, Civic® Type-R™, Integra Type-R®, NSX® Type-R™ and S2000™ names, emblems and body designs are trademarks and/or intellectual property rights of Honda Motor Co., Ltd. and used under license to Microsoft Corporation.

The word "Jaguar", the leaping cat device, and the characters "XKR", "E-Type", and "XJ220" are the trademarks of Jaguar Cars Ltd., England and are used under license.

Koenigsegg and CC V8S names, emblems and body designs are trademarks and/or intellectual property rights of Koenigsegg Automotive AB and used under license to Microsoft Corporation.

Approved and Licensed Product of Group Lotus plc.

Mazda, RX-8, RX-7, MX-5 and Miata names, emblems and body designs are trademarks and/or intellectual property rights of Mazda Motor Corporation and used under license to Microsoft Corporation.

DaimlerChrysler, Three Pointed Star in a Ring and Three Pointed Star in a Laurel Wreath and Mercedes-Benz

are Trademarks of and licensed courtesy of DaimlerChrysler AG and are used under license to Microsoft Corporation.

Mitsubishi, Lancer Evolution VII and 3000 GT VR4 names, emblems and body designs are trademarks and/or intellectual property rights of Mitsubishi Motors Corporation and used under license to Microsoft Corporation.

Approved and Licensed Product of Morgan Motor Company.

Nissan, Skyline R34 GTR Nur, 350Z, Datsun and 240Z names, emblems and body designs are trademarks and/or intellectual property rights of Nissan Motor Co., Ltd. and used under license to Microsoft Corporation.

Approved and Licensed Product of Noble Automotive, Ltd.

Pagani, Zonda S all associated logos, and the Zonda S distinctive designs are trademarks of Pagani Automobili S.p.A.

Licensed from Dr. Ing. h.c. F. Porsche AG under certain Patents. Porsche, the Porsche Crest, 911, Carrera, RS, Boxster, and Cayenne are registered trademarks of Dr. Ing. h.c. F. Porsche AG.

Merci à RENAULT pour son aimable collaboration

Salen®, all its vehicle names, and their designs are registered trademarks of Salen, Inc. used under license to Microsoft Corporation.

Thanks to SEAT, S.A. and SEAT SPORT, S.A.

Subaru and Impreza are the registered trademarks of Fuji Heavy Industries Ltd.

Toyota, MR2 Spyder, Supra Twin-Turbo, 2000GT, Lexus and SC430 names, emblems and body designs are trademarks and/or intellectual property rights of Toyota Motor Corporation and used under license to Microsoft Corporation.

Approved and Licensed Product of Broadley Performance Vehicles plc and/or Broadley Performance Vehicles Ltd.

The likenesses of the TVR Tuscan, TVR Tamora and TVR Speed 12 are used with permission, and are the Property of TVR Engineering LTD.

Vauxhall, VX220, Emblems and body designs are Vauxhall Motor Company Limited Trademarks used under license to Microsoft Corporation.

Volkswagen Trademarks, design patents and copyrights are used with the approval of the owner.

Volvo and XC90 names, emblems, body designs, trademarks and/or intellectual property rights are used under license by Microsoft Corporation, and approved by Volvo Cars of North America, LLC.

All right reserved. All Trademarks, Trademarks, Design Patents, Copyrights and Logos are the Property of their respective Owners.



## Limited Warranty For Your Copy of Xbox Game Software ("Game") Acquired in the United States or Canada

### Warranty

Microsoft Corporation ("Microsoft") warrants to you, the original purchaser of the Game, that this Game will perform substantially as described in the accompanying manual for a period of 90 days from the date of first purchase. If you discover a problem with the Game covered by this warranty within the 90-day period, your retailer will repair or replace the Game at its option, free of charge, according to the process identified below. This limited warranty: (a) does not apply if the Game is used in a business or for a commercial purpose; and (b) is void if any difficulties with the Game are related to accident, abuse, virus or misapplication.

### Returns within 90-day period

Warranty claims should be made to your retailer. Return the Game to your retailer along with a copy of the original sales receipt and an explanation of the difficulty you are experiencing with the Game. At its option, the retailer will either repair or replace the Game. Any replacement Game will be warranted for the remainder of the original warranty period or 30 days from receipt, whichever is longer. If for any reason the Game cannot be repaired or replaced, you will be entitled to receive your direct (but no other) damages incurred in reasonable reliance but only up to the amount of the price you paid for the Game. The foregoing (repair, replacement or limited damages) is your exclusive remedy.

### Limitations

This limited warranty is in place of all other express or statutory warranties, conditions or duties and no others of any nature are made or shall be binding on Microsoft, its retailers or suppliers. Any implied warranties applicable to this Game or the media in which it is contained are limited to the 90-day period described above. **TO THE FULL EXTENT ALLOWED BY LAW, NEITHER MICROSOFT, ITS RETAILERS OR SUPPLIERS ARE LIABLE FOR ANY SPECIAL, INCIDENTAL, PUNITIVE, INDIRECT OR CONSEQUENTIAL DAMAGES ARISING FROM THE POSSESSION, USE OR MALFUNCTION OF THIS GAME. THE FOREGOING APPLIES EVEN IF ANY REMEDY FAILS OF ITS ESSENTIAL PURPOSE.** Some states/jurisdictions do not allow limitations as to how long an implied warranty lasts and/or exclusions or limitations of incidental or consequential damages so the above limitations and/or exclusions of liability may not apply to you. This limited warranty gives you specific rights, and you may also have other rights that vary from state/jurisdiction to state/jurisdiction.

For questions regarding this warranty contact your retailer or Microsoft at:

Xbox Product Registration  
Microsoft Corporation  
One Microsoft Way  
Redmond, WA 98052-9953 USA

In the U.S. or Canada, call 1-800-4MY-XBOX. TTY users: 1-866-740-XBOX.

## GET AN EDGE ON THE GAME!

Xbox Game Tips (Automated): Available 7 days a week including holidays, 24 hours a day.

- In the U.S., call 1-900-933-TIPS. \$.95 per minute.
- In Canada, call 1-900-561-HINT. \$1.50 (Canadian) per minute.

Xbox Game Tips (Support Representative): Available 7 days a week including holidays.

- In the U.S., call 1-900-933-TIPS. \$1.40 per minute.
- In Canada, call 1-900-561-HINT. \$1.50 (Canadian) per minute.

**Important:** Individuals under 18 years of age need a parent's or guardian's permission to call a pay-per-call number. Local and long distance telephone toll charges may apply. It is the customer's responsibility to check with their telephone company to determine if additional telephone charges will apply. Permission required from the telephone bill payer. Prices subject to change without notice. May not be available in all areas. Requires a touch-tone telephone. Call length is determined by user. Messages subject to change without notice.

Games Technical Support: Available 7 days a week including holidays.

- In the U.S. or Canada, call 1-800-4MY-XBOX. TTY users: 1-866-740-XBOX.
- In Mexico, call 001-866-745-83-12. TTY users: 001-866-251-26-21.
- In Colombia, call 01-800-912-1830.

**Note:** Xbox game tips are not available from 1-800-4MY-XBOX. You must call Xbox Game Tips (Automated) or Xbox Game Tips (Support Representative) for tips, hints, or codes.

For more information, visit us on the Web at [www.xbox.com](http://www.xbox.com)

Information in this document, including URL and other Internet Web site references, is subject to change without notice. Unless otherwise noted, the example companies, organizations, products, domain names, e-mail addresses, logos, people, places, and events depicted herein are fictitious, and no association with any real company, organization, product, domain name, e-mail address, logo, person, place, or event is intended or should be inferred. Complying with all applicable copyright laws is the responsibility of the user. Without limiting the rights under copyright, no part of this document may be reproduced, stored in or introduced into a retrieval system, or transmitted in any form or by any means (electronic, mechanical, photocopying, recording, or otherwise), or for any purpose, without the express written permission of Microsoft Corporation.

Microsoft may have patents, patent applications, trademarks, copyrights, or other intellectual property rights covering subject matter in this document. Except as expressly provided in any written license agreement from Microsoft, the furnishing of this document does not give you any license to these patents, trademarks, copyrights, or other intellectual property. The names of actual companies and products mentioned herein may be the trademarks of their respective owners.

Unauthorized copying, reverse engineering, transmission, public performance, rental, pay for play, or circumvention of copy protection is strictly prohibited.

© & © 2003 Microsoft Corporation. All rights reserved.

Microsoft, the Microsoft Game Studios logo, OptiMatch, Xbox, Xbox Live, Project Gotham Racing, PGR, and the Xbox and Xbox Live logos are either registered trademarks or trademarks of Microsoft Corporation in the United States and/or other countries.

Developed by Bizarre Creations Ltd. for Microsoft Corporation. Bizarre Creations and the Bizarre Creations logo are trademarks of Bizarre Creations Ltd.

Manufactured under license from Dolby Laboratories.

 Uses Bink Video. © Copyright 1997-2003 by RAD Game Tools, Inc.

VIDEO