



KEMCO, 14711 NE 29th Place, Suite 215, Bellevue, WA 98007

[www.kemcogames.com](http://www.kemcogames.com)


Software © 2003 KEMCO All other elements © 2003 DC COMICS. BATMAN and all related elements are the property of DC Comics™ & © 2003. All rights reserved. The ratings icon is a registered trademark of the Interactive Digital Software Association. Microsoft, Xbox and the Xbox logo are either registered trademarks or trademarks of Microsoft Corporation in the U.S. and/or other countries and are used under license from Microsoft.

XBOX



BATMAN™

DARK TOMORROW™



## ABOUT PHOTOSENSITIVE SEIZURES

A very small percentage of people may experience a seizure when exposed to certain visual images, including flashing lights or patterns that may appear in video games. Even people who have no history of seizures or epilepsy may have an undiagnosed condition that can cause these "photosensitive epileptic seizures" while watching video games.

These seizures may have a variety of symptoms including: Lightheadedness, altered vision, eye or face twitching, jerking or shaking of arms or legs, disorientation, confusion, or momentary loss of awareness. Seizures may also cause loss of consciousness or convulsions that can lead to injury from falling down or striking nearby objects.

Immediately stop playing and consult a doctor if you experience any of these symptoms. Parents should watch for or ask their children about the above symptoms—children and teenagers are more likely than adults to experience these seizures.

The risk of photosensitive epileptic seizures may be reduced by:

- sitting farther from the television screen,
- using a smaller television screen,
- playing in a well-lit room, and
- not playing when you are drowsy or fatigued.

If you or any of your relatives have a history of seizures or epilepsy, consult a doctor before playing.

## AVOID DAMAGE TO YOUR TELEVISION

Do not use with certain televisions. Some televisions, especially front-or rear-projection types, can be damaged if any video games, including Xbox games, are played on them. Static images presented during the normal course of game play may "burn in" to the screen, causing a permanent shadow of the static image to appear at all times, even when video games are not being played. Similar damage may occur from static images created when placing a video game on hold or pause. Consult your television owner's manual to determine if video games can be safely played on your set. If you are unable to find this information in the owner's manual, contact your television dealer or the manufacturer to determine if video games can be played on your set.


## OTHER IMPORTANT HEALTH AND SAFETY INFORMATION

The Xbox video game system documentation contains important safety and health information that you should read and understand before using this software.

Unauthorized copying, reverse engineering, transmission, public performance, rental, pay for play, or circumvention of copy protection is strictly prohibited.

## CONTENTS

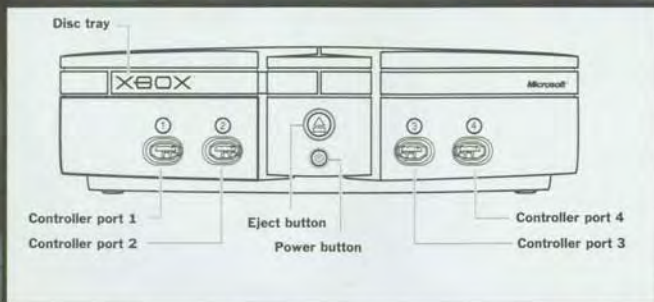
<b>GETTING STARTED</b>	<b>2</b>
<b>CONTROLLER</b>	<b>3</b>
<b>BACK STORY</b>	<b>4</b>
<b>GAME START/END</b>	<b>6</b>
<b>RULES OF ENGAGEMENT</b>	<b>7</b>
<b>CONTROLS</b>	<b>8</b>
<b>GAME SCREEN</b>	<b>10</b>
<b>CHARACTERS</b>	<b>11</b>
<b>BATGEAR</b>	<b>16</b>
<b>OPTIONS</b>	<b>18</b>
<b>CREDITS</b>	<b>20</b>





## GETTING STARTED

### USING THE XBOX VIDEO GAME SYSTEM



1. Set up your Xbox video game system by following the instructions in the Xbox Instruction Manual.
2. Press the power button and the status indicator light will light up.
3. Press the eject button and the disc tray will open.
4. Place the *Batman: Dark Tomorrow* disc on the disc tray with the label facing up and close the disc tray.
5. Follow on-screen instructions and refer to this manual for more information about playing *Batman: Dark Tomorrow*.

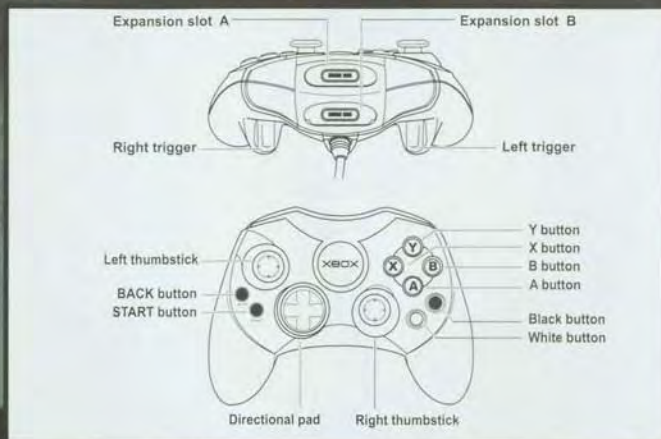
#### Avoiding Damage to Discs or the Disc Drive

To avoid damage to discs or the disc drive:

- Insert only Xbox-compatible discs into the disc drive.
- Never use oddly shaped discs, such as star-shaped or heart-shaped discs.
- Do not leave a disc in the Xbox console for extended periods when not in use.
- Do not move the Xbox console while the power is on and a disc is inserted.
- Do not apply labels, stickers, or other foreign objects to discs.

## CONTROLLER

### USING THE XBOX CONTROLLER



1. Connect the Xbox Controller into any controller port on the Xbox console. For multiple players, connect additional controllers to available controller ports.
2. Insert any expansion devices (for example, Xbox Memory Units) into controller expansion slots as appropriate.
3. Follow on-screen instructions and refer to this manual for more information about using the Xbox Controller to play *Batman: Dark Tomorrow*.

# BATMAN™

## DARK TOMORROW™

*As the sun sets, we collectively and unknowingly mark the eve of a Dark Tomorrow...*

*Bruce Wayne stands in his study, looking out of his large windows, lost in thought and haunted by the most horrific and traumatizing event of his childhood—the murder of his parents before his eyes. Since that fateful crime took place, Bruce has conditioned himself to peak physical and mental perfection. And in order to strike fear into the hearts of criminals, he dons the image of a bat for his nightly crusade of vigilance, where he ensures that the innocents of Gotham City remain safe.*

*But some criminals choose to test the will and dedication of The Batman. And tonight, the gears are turning in the twisted mind of one of them. In this lunatic's lair, computer monitors flicker against the darkness as his silhouetted figure surveys the room. His satellites are operational, his men are deployed, and the incendiary devices are set. All is ready. And if The Batman can't stop him, the madman's twisted utopia will be at hand.*

*These events, unfolding in the shadows of Gotham City on this perilous night, are unknown even to The Batman. Covert signals from satellites thousands of miles above Earth go unnoticed...Mysterious arms shipments arrive from overseas unseen...The echo of insane laughter goes unheard...*

*...and this is just the beginning.*



## GAME START/END

### GAME START

Power on your Xbox console and insert the game disc.



### MAIN MENU

At the Main Menu Screen, select "NEW GAME" to start a new game. Select "LOAD GAME" to load a saved game from the Xbox hard disk. You can save game data by pressing **START** while playing the game. Select "OPTIONS" to select various configurations. (Refer to page 18 for information regarding "OPTIONS" features).

### GAME END

If Batman is injured and his physical energy (HP) reaches zero, the game will end. Select "CONTINUE" at the "Game Over" Screen to restart the game from the beginning of the stage that you last played. Select "QUIT GAME" to end the game.

## RULES OF ENGAGEMENT

Game play in *Batman: Dark Tomorrow* alternates between highly compelling cinematic sequences and challenging game play. The movie-like episodes often introduce vital information or clues that can help you overcome obstacles in upcoming game sequences. It's also important to pick up as many items as possible in each stage, especially newspapers or seemingly ordinary scraps or notes. These thorough searches may yield vital clues that can help you in the future.

Throughout the game, you'll encounter common thugs, psychopathic killers, and criminal masterminds. Because Batman has vowed to never take a life, he relies on his expert fighting skills during combat. A well-placed punch or kick will incapacitate almost any enemy.

Batarangs and Smoke Capsules are non-lethal devices that will be invaluable tools against the criminals of Gotham. Batarangs are ideal for disabling enemies at a distance, while Smoke Capsules are useful to distract, confuse or temporarily blind enemies.



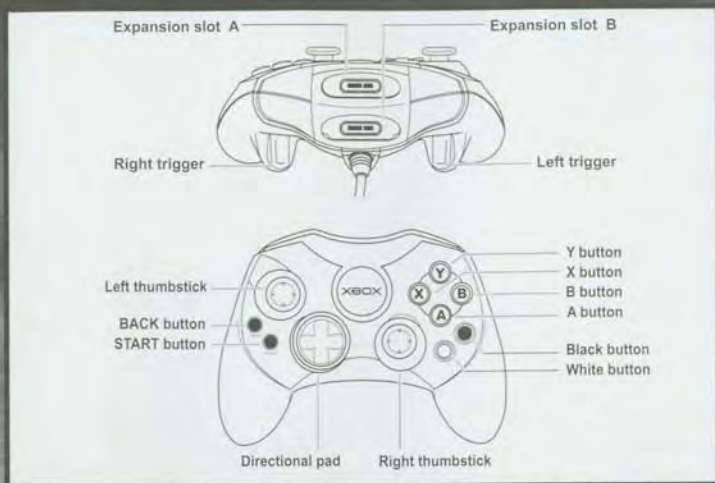
**BATARANG**



**SMOKE CAPSULE**



# CONTROLS



Selects Batgear or other items.



Switches between Batgear and other Items.



Automatically switches to the Medical Kit.

right thumbstick

Click the right thumbstick to change the Motion Mode among "Normal (walk/run)", "Stealthy steps", and "Crouch". While in Nightvision mode, use the right thumbstick to change view point.

left thumbstick

Nightvision mode. Used to see in the dark. Viewed from a first-person perspective.

START

Pauses the game. Selects menu.

On the menu you'll find the following features:

<b>BATGEAR</b>	Displays Batgear inventory.
<b>ITEM LIST</b>	Displays item inventory.
<b>CHARACTER LIST</b>	Displays a list of game characters.
<b>GAME OPTIONS</b>	Displays game options.
<b>SAVE GAME</b>	Saves game progress to the hard disk.
<b>QUIT GAME</b>	Ends the game and returns to the Main Menu Screen.



left thumbstick

Moves Batman. When Motion Mode is "Normal", you can make Batman run or walk depending on how much pressure you apply against the left thumbstick.

A button

Punch. While pressing down the Left trigger, tap the A button repeatedly to deliver a Combination Attack. Keep in mind that if you're kneeling, you can't deliver a Combination Attack. To open a door or use a switch, stand in front of it and press the A button.

X button

Kick. While pressing down the Left trigger, tap the X button repeatedly to deliver a Combination Attack. Keep in mind that if you're kneeling, you can't deliver a Combination Attack. During a jump, press the A or X button to deliver a Jumping Spin Kick.

Y button

Uses the item or Batgear equipment currently selected.

B button

Jump. The height of a jump depends on how long you press the B button. To execute a somersault, press the B button a second time while jumping. While squatting down, press the B button to roll forward. In water, press the B button to swim.

Left trigger

Lean flat against a wall to conceal location from others. Press the B button to move away from the wall.

Right trigger

Use Batcuffs

Press the Left and Right triggers at one time to do a back handspring. While crouching, press them simultaneously to retreat backwards.



## GAME SCREEN

### RADAR DEVICE

Detects enemies around Batman.

### RADAR

**RED-** Enemy who has already noticed Batman.

**YELLOW-** Enemy who is on alert or defeated.

**GREEN-** Enemy who has not noticed anything yet.

### ENEMY'S FIELD OF VISION

**GREEN-** View of an enemy who has not noticed anything.

**YELLOW GREEN-** View of an enemy who is on alert.

At "OPTIONS", you can change configurations of the Radar Device (see page 19 for option features).



### STATUS INFORMATION

#### ITEM

Displays weapons and items currently available.

#### HP

Displays Batman's stamina.

#### CAPE STRENGTH

Batman's cape reduces the damage received by an opponent's attack. After receiving damage, the integrity of the cape decreases, but thanks to Wayne Tech Technology, slowly regenerates over time.



## CHARACTERS

### BATMAN

By day, Bruce Wayne is the billionaire industrialist head of Wayne Enterprises. By night, he is the Batman – a fearsome figure on a crusade against the criminal underworld of Gotham City. Considered an "urban legend" by the public and a "vigilante" by the GCPD, the Dark Knight Detective maintains a close relationship with Police Commissioner James Gordon. These two men strive to clean up the mean streets of Gotham, from both sides of the law.



### ORACLE

Raised as the daughter of Police Commissioner Gordon, Barbara Gordon was secretly the original Batgirl until a bullet from the Joker's gun left her paralyzed from the waist down. Now acting as a computer hacker and information broker, and adopting the codename, "Oracle," Barbara Gordon is an invaluable asset to Batman and his team in their fight against crime.




# CHARACTERS

## BLACK MASK

Encounter Location: Gazette Square and the Warehouse District

Roman Sionis, now known as crime boss Black Mask, wears the ebony death mask carved from his father's own coffin. Controlling the False Face Society of Gotham, Black Mask and his men seek to rule the Gotham underworld.



## KILLER CROC

Encounter location: Arkham Asylum


A unique skin disease and a misspent youth in carnival sideshows gave one-time wrestler Waylon Jones the nickname, "Killer Croc." In Gotham, Croc has earned a place in the criminal underworld by living up to his terrifying nickname.



## RATCATCHER

Encounter location: Gotham City Sewer System


As the Ratcatcher, Otis Flannegan utilizes a brood of loyal rodents to do his bidding deep beneath the streets of Gotham.



## SCARFACE AND THE VENTRILOQUIST

Encounter location: Gotham Docks

Together, the puppet Scarface and the allegedly "unwilling" Ventriloquist, Arnold Wesker, carved out a significant niche in Gotham's underworld, though it remains unclear who's really pulling the strings in this bizarre relationship.





## CHARACTERS



### **MR. ZSAZS**

*Encounter location: Arkham Asylum*

*Intelligent and cunning, Victor Zsasz is an indiscriminate serial killer whose body count is permanently carved into his skin.*

### **THE JOKER**

*Encounter location: Arkham Asylum*

*Unpredictable, manipulative and a ruthless psychopath, the Clown Prince of Crime follows his own logic. Although he is insanely dangerous, the Joker's off-the-wall, manic persona can at times be very amusing, and the lengths to which he will go for a laugh can be very surprising.*



### **MR. FREEZE**

*Encounter location: Arkham Asylum*

*In a failed attempt to cryogenically preserve his dying wife, Victor Fries accidentally modified his own metabolism. Now he lives within a specially designed refrigeration suit and dreams of the advent of the next Ice Age.*

### **POISON IVY**

*Encounter location: Arkham Asylum*

*Alluring and seductive botanist Pamela Isley prefers the company of plant life to humankind. Armed with her poisonous kiss and the ability to grow fantastic plant monsters, encounters with Poison Ivy usually lead to fatal attractions.*



**OF COURSE, MORE FOES LURK  
OUTSIDE GOTHAM CITY...**

# BATGEAR

Batman relies on a variety of readily available tools to help him fight, recuperate and overcome physical obstructions:



## BATCUFFS

Specially designed restraint devices that can only be broken with a diamond-edged cutting tool.



## FINGERLIGHT

A compact and powerful light that fits over a fingertip.



## NIGHTVISION

Installed inside Batman's cowl, this innovative device collects and amplifies ambient light to penetrate dark areas.



## UNIVERSAL TOOL

This highly functional and multipurpose device contains lock-picking tools, a lineman's kit, and can record and playback various audiovisual signals.



## BATGRAPPLE

The device fires a grappling hook and 200ft cable allowing the user to ascend and descend.



## BATCABLE

Attached to a standard Batarang, the cable can support up to 400lbs. Once thrown, the Batcable can be used to swing across otherwise impassible areas.



## BATARANG

A flat, round, ranged weapon designed to be thrown.



## SMOKE CAPSULE

A shock-effect device that temporarily confuses and obscures enemy vision. Suitable for offensive as well as defensive situations.



## MEDICAL KIT

Equipped with antibiotics and vaccines, this kit facilitates recuperation in the field.



## OPTIONS

Customize the visual and audio game configurations at the Options menu. Use the left thumbstick to highlight a feature and press the A button to select or change it.

### BGM VOLUME

Select the background music volume level:

MIN  
LOW




MAX  
HIGH

### SE VOLUME

Select the sound effects volume level:

MIN  
LOW



MAX  
HIGH

### BRIGHTNESS

Toggle the brightness level:

DARK



BRIGHT

### STATUS VISIBILITY

Select the brightness level for the Status Display. Selecting "40%", "60%", or "80%" determines the degree of transparency through the Status Display:

40%

60%

80%

ON

### RADAR DEVICE

Select the brightness of the Radar Display:

OFF

25%

50%

75%

### RADAR RANGE

Select the radar range:

50ft  
50 sq.ft.

100ft  
100 sq.ft.

150ft  
150 sq.ft.

200ft  
200 sq.ft.

### VIBRATION

Activate or deactivate the Xbox Controller vibration feature:

ON

OFF

### BUTTON INFORMATION

Toggle the controller function instructions for using Batgear:

ON

OFF

### CUTSCENE TEXT

Subtitle text can be displayed by choosing ON or OFF:

ON

OFF



# CREDITS

**BASED ON CHARACTERS  
APPEARING IN MAGAZINES  
PUBLISHED BY DC COMICS.**

**BATMAN CREATED BY BOB KANE**

**EXECUTIVE PRODUCER**  
SEIICHIRO OKUHARA

**CO-EXECUTIVE PRODUCERS**  
KENICHI NAGATA  
MASAYUKI MATSUMOTO  
THEODORE AMBROSINI

**PRODUCTION MANAGER**  
HIROYUKI KISAKI

**PRODUCER & GAME DIRECTOR**  
TAKAFUMI YUKI

**STORY BY**  
SCOTT PETERSON

**WRITTEN BY**  
SCOTT PETERSON AND KENJI TERADA

**DIRECTOR**  
KENJI TERADA

**CO-PRODUCTION MANAGER**  
TAKASHI SEKIGUCHI

**PRODUCTION COORDINATORS**  
TOMOYA INATOMI  
KATSUHIKO KITAHARA  
HIROYUKI TABUCHI

**PRODUCTION ASSISTANTS  
AND PRODUCER ASSISTANTS**  
YOSHIE SHINDO  
KADAI HATAJIRI

**GAME DESIGN TEAM**  
TOMOHARU AIHARA  
DAVE VOLT  
TAKED MOGI  
TAKAFUMI YUKI

**PROGRAMMING TEAM**  
**LEAD PROGRAMMER**  
TOMOHARU AIHARA

**SENIOR PROGRAMMERS**  
KOICHI SHINDO  
SHINOBU MICHUURA  
AKI YOSHINO

**PROGRAMMERS**  
YASUAKI MATSUNO  
HIDETSUGU KAWAMOTO  
SATORU SHIGEMI  
MASATOSHI SADAMORI

**ART & GRAPHIC TEAM**

**COVER PAINTING BY**  
CHRISTOPHER MOELLER

**GRAPHIC DIRECTOR**  
KENICHI GOTO

**ART DIRECTOR**  
TAKESHI OKAMOTO

**DIRECTOR OF PHOTOGRAPHY**  
MATT UHRY

**STORYBOARD ARTISTS**  
TAMEO KOHANAWA  
KENJI TERADA

**VFX SUPERVISOR**  
TERRENCE MASSON

**SEQUENCE DIRECTORS**  
TOBIAS RICHTER  
RON FRANCO  
ERIC WILSON  
HIROYUKI HAYASHIDA  
WIIRA WINATA  
KOICHI NOGUCHI  
HIROYUKI OKUI  
TERRENCE MASSON

**GRAPHIC TEAM  
(ALPHABETICAL ORDER)**  
DAIMA AGAWA  
NADTO AKIYAMA  
RON ALPERT  
DALE AMAN  
CHUCK ARRIVAS  
JUSTIN BARTHOLOMEW  
MARCEL BOLANCA  
CHRIS BOYD  
RALPH BULL  
ANDREW BUNNAG

TJ BURK  
DANIEL BURKE  
HOLLIN CALLOWAY  
JASON DU  
CYNTHIA FRANCO  
MEL FRANCO  
MIKE FRANTUM  
ALEC FREDERICKS  
CORY FRICK  
SHINJI FUJITA  
ROLAND GAUTHIER  
GABE HALLAK  
MAKIKO HANDA  
MORGAN HASTINGS  
PETER HECKER  
JOEY JONES  
MITSUKO KASAI  
HIDEKAZU KASHIWABARA  
AKIKO KATO  
KAZUHIRO KIBUISHI  
ARNE LANGENBACK  
LAWRENCE LITTLETON  
MARK SCHANE- LYDON  
WADE MCCONNELL  
AUSTIN McMILLAN  
SCOTT MEADOR  
HIROKI MIYAZAKI  
OLIVER NIKELOWAKI  
MICHAEL O'BRIEN  
TOSHIO OHASHI  
ETSUYO OHASHI  
DANIEL PADILLA  
YOSHIMITSU SAITO  
JENS SCOTT  
JITSUHIISA SHIBATA  
DANIEL L. SMITH  
JAMES SPIELER  
ROBERT STAHL  
HITOMI TAJIMA  
ROBERT TAYLOR  
JUN TSUNASHIMA  
JESSE VICKERY  
YU WUANG  
BRIAN WATSON  
TE WILSON  
YOSHIHIRO YOKOYAMA  
YEVHEN ZHUKOV

**GRAPHIC PRODUCTION  
COORDINATOR**  
KAISSIE KING

**PRODUCTION ASSISTANTS**  
HIROSHI IWATA  
JESSICA KING

**STORYBOARD ARTISTS**  
TAMEO KOHANAWA  
KENJI TERADA

**MOTION CAPTURE**

**MOTION CAPTURE  
SUPERVISOR/ MOTION  
DIRECTOR**  
JOHN KLEPPER

**CO-MOTION DIRECTOR**  
RON FRANCO

**CHARACTER  
SETUP/PROGRAMMER**  
DAVEN COBURN

**MOTION CAPTURE TEAM**  
MEL FRANCO      KAISSIE KING  
JOHN OKUI      DANIEL HALLAK  
HO SUNG PAK      STEVEN ILOUS  
JOHN MEEHAN      TYLER VOGT  
SIOBHAN FLYNN      MIRIAM HOENIG  
RYAN WATSON

& Motion Analysis Studios,  
Culver City, CA, USA

**SOUND DIRECTOR**  
KOHJI NISHIKAWA

**MUSIC COORDINATOR**  
PATRIZIA MALAGNINO

**CINEMATIC MUSIC  
COMPOSED BY**  
TOT TAYLOR

**ARRANGED & CONDUCTED BY**  
DREK WADSWORTH

RECORDED AT ABBEY ROAD STUDIO,  
LONDON  
RECORDED AUGUST 29, 2002



# CREDITS

## CHIEF ENGINEER

JONATHAN ALLEN

## ASSISTED BY

ALEX SCANNELL  
ADRIAN BREAKSPEAR

## MIXED BY

JOHN MALLSON

## PROJECT RECORDING ENGINEERS

TONY HARRIS  
JAMES THOMPSON

## PERFORMED BY

ROYAL PHILHARMONIC ORCHESTRA

## 1ST VIOLINS

CLIO GOULD (Concert Master)

Shirly Laub Mia Cooper

Russell Gilbert Andrew Klee

Jillian Cummings Anthony Protheroe

Kevin Duffy Kay Chappell

Bogdan Offenbergl

## 2ND VIOLINS

MICHAEL ODLAN

Gil White Peter Merson

Guy Bebb David Herd

Peter Dale Elizabeth Whitlam

## VIOLAS

AUSEN GUNES

Berend Balmain Martin Chivers

Bridget Carey

## CELLOS

TIM GILL

Christine Jackson Tamsy Kaner

Emma Black

## BASSES

GARETH WOOD

John Holt

## FLUTE

DAVID BUTT

## PICCOLO

Julian Coward

## OBOE

JOHN ANDERSON

Cor Anglals Lella Ward

## CLARINETS

MICHAEL WHIGHT

Tom Watmough

## BASSOON

GAVIN McNAUGHTON

## HORNS

ROGER CLARK

Bon McIntosh Andrew Fletcher

## TRUMPETS

IRAN BALMAN

David Carstairs Brian Thomson

## TROMBONES

GARHAM LEE

Alden Chamberlain Andrew Waddicor

## TUBA

OWEN SLADE

## TIMPANI

MICHAEL BAKER

## PERCUSSION

MARTIN OWENS

## HARP

THELMA OWEN

## ORCHESTRA MANAGER

Kevin Dennett

## CONCERT MANAGER

Elsa Tatevossian

## IN GAME MUSIC & END THEME COMPOSED AND PERFORMED BY

TONY CORIZIA, THOR & OSeX  
for

THE EGG- ENHANCED GAIN FOR THE GLOBE

## END THEME

"IN THE EYES OF THE HERO" BY  
TRISH

RECORDED AND MIXED AT  
COSTA CENTRALE STUDIO, ITALY

MASTERED AT CREATIVE STUDIO, ITALY

## MASTERING ENGINEER

STEFANO CAPPELLI

## VOICE OVER

### VOICE OVER DIRECTION & CASTING BY

KEVIN THOMSEN

DIALOG RECORDING AND EDITING AT  
MERLIN MUSIC, NYC

## FIRST ENGINEER

PAUL GOODRICH

## SECOND ENGINEER

ROBERT DEITRICH

## VOICE ACTORS

ALLEN ENLOW RALPH BYERS

NACHIE CASTRO DEAN ELLIOTT

CYNTHIA FARRELL RICHARD FERRONE

JULIAN FLETCHER PATRICK FREDERIC

DAVID A. GORDON MICHAEL GOZ

LYSA HAWKINS J.A. HORNE

WENDY A. JONES DON LESLIE

DANNY MASTROGEOORGIO

RON McLARTY TOM McKEON

JEFF MELLER ERIN QUINN PERCELL

SANDY RESNICK JONATHAN ROUMIE

JOHN SAMA GARET SCOTT

SCOTT SOWERS MICHAEL WRIGHT

## HOTGEN STUDIOS

### DEVELOPMENT DIRECTOR

FISH

### EXECUTIVE PRODUCER

DAVE VOUT

### LEAD PROGRAMMER

MITCHELL GOODWIN

### PROGRAMMING

BEN CROSSMAN

STEFAN HOPPER

ANDY JONES

CHRIS JONES

JORGEN LINDMAN

MIKE MOVEL

SIMON WHITTAKER

NEIL WILSON

### LEAD ART

SAVERIO CAMPIONE

### ART

GLEN BOSWELL

PETER EDMARK

VINCENT AU

PHIL WILLIAMS

### ASSOCIATE PRODUCER

PHIL AROKOFF

### QA LEAD

STUART AYALL

### TESTING

CRAIG BRANFIELD

STEVE ELWING

### THANKS TO

ADAM, ROBIN, MARK, GLEN, KAWAMOTO,  
IAN, JAMES, NAO, KELLY, TESS, EMS,  
EMMA, JACKIE, LUCINDA, JOYCE, CYNTHIA,  
FERG, ZAREH AND THE REST OF THE  
STUDIO!

### SPECIAL THANKS TO DC COMICS

### TO THE MEMORY OF

KENICHI NISHIMURA





14711 NE 29th Place, Suite 215  
Bellevue, WA 98007  
www.kemcogames.com

## WARRANTY AND SERVICE INFORMATION

KEMCO warrants to the original purchaser of this KEMCO Software product that the medium on which this computer program is recorded is free from defects in material and workmanship for a period of ninety (90) days from the date of purchase. The KEMCO software program is sold "AS IS" and without any expressed or implied losses or damages of any kind resulting from use of this program. If the KEMCO software product fails to comply with this limited warranty, KEMCO agrees to either repair or replace, at its option, free of charge, the noncomplying Kemco software product providing it is returned by the original purchaser, postage paid, with proof of purchase to KEMCO's Factory Service Center.

When returning the program for warranty replacement please send the original product disc(s) or cartridge only in protective packaging and include: (1) a photocopy of your dated sales receipt; (2) your name and return address typed or clearly printed; (3) a brief note describing the defect, the problem(s) you are encountering and the system on which you are running the program; (4) if you are returning the program after the 90-day warranty period, but within one year after the date of purchase, please include check or money order for \$15 U.S. currency per CD or \$30 U.S. currency per Cartridge replacements. Note: Certified mail recommended.

In the U.S. send to:  
Warranty Replacements  
Kemco U.S.A., Inc  
14711 NE 29th Place, Suite 215  
Bellevue, WA 98007

This warranty shall not be applicable and shall be void if the defect in the Kemco software product has arisen through abuse, unreasonable use, mistreatment, neglect or reasonable wear and tear. IN THIS WARRANTY IS OBLIGATION IN LIEU OF ALL OTHER WARRANTIES AND NO OTHER REPRESENTATIONS OR CLAIMS OF ANY NATURE SHALL BE BINDING ON OR OBLIGATE KEMCO. ANY IMPLIED WARRANTIES APPLICABLE TO THIS SOFTWARE PRODUCT, INCLUDING WARRANTIES OF MERCHANTABILITY AND FITNESS FOR A PARTICULAR PURPOSE, ARE LIMITED TO THE NINETY (90) DAY PERIOD DESCRIBED ABOVE. IN NO EVENT WILL KEMCO BE LIABLE FOR ANY DIRECT, SPECIAL, INCIDENTAL OR CONSEQUENTIAL DAMAGES RESULTING FROM POSSESSION, USE OR MALFUNCTION OF THE KEMCO SOFTWARE PRODUCT.

Some states do not allow limitations as to how long an implied warranty lasts and/or exclusions of liability may not apply to you. This limited warranty gives you specific legal rights and you may also have other rights, which vary, from state to state.

## CUSTOMER SUPPORT

You may need only simple instructions to correct a problem with your product. Call the Customer Service Line at 425-556-9375.

