

Disney's

THE
LION KING

INSTRUCTION MANUAL



Disney
SOFTWARE

Virgin

Due to size limitation this version of Disney's *The Lion King* does not contain the bonus stages, "Can't Wait to be King", "Hakuna Matata" or "Simba's Return".

À cause de limitations d'espace, cette version du *Roi Lion* de Disney ne contient pas les étapes bonus "L'impatience de devenir roi", "Hakuna Matata", ou "Le retour de Simba".

Aufgrund von Speicherplatzbeschränkungen enthält diese Version von Disneys *Der König der Löwen* nicht die Bonuslevels "Wenn man doch schon König wäre...", "Hakuna Matata" und "Simbas Rückkehr".




Per problemi di spazio in questa versione de *Il Re Leone* della Disney non sono inclusi gli stadi bonus: "Non vedo l'ora di essere re", "Hakuna Matata" o "Il ritorno di Simba".

Box Contents

Accompanying this manual inside this box you should find The Lion King program diskettes. We advise that these disks are 'write-protected' at all times by ensuring the black plastic tab in the corner of each disk is moved 'up' so a 'hole' is created.

Take Care Of The Lion King Disks!

Disks are magnetic media, just like cassette tapes. Do not expose disks to x-rays or intense magnetic fields as the data they hold will be erased. Do not attempt to 'back up' this data as it may be destroyed in the process. When you are not playing The Lion King, be sure to keep the disk in its box to minimise damage.


-  Do not expose the disk to water, dirt or excessive heat or cold.
-  Do not attempt to take the disk apart.
-  Do not bend the disk or subject it to any violent impact.



Epilepsy Warning!

READ THIS BEFORE PLAYING DISNEY'S THE LION KING! A very small percentage of individuals may experience epileptic seizures when exposed to certain light patterns or flashing lights. Exposure to certain light patterns of backgrounds on a television screen or while playing video games may induce an epileptic seizure in these individuals. Certain conditions may induce undetected epileptic symptoms in persons who have no history of prior seizures of epilepsy. If you, or anyone in your family, has an epileptic condition, consult your doctor prior to playing. If you experience any of the following symptoms while playing a video game: dizziness, altered vision, eye or muscle twitches, loss of awareness, disorientation, any involuntary movement, or convulsions, IMMEDIATELY discontinue use and consult your doctor before resuming play.

REMEMBER: Don't play with your Computer for long periods. Take at least a 10-minute break in every hour to relax yourself and your computer.



Introduction

The Lion King brings to life the majesty and mystery of Africa through the tale of Simba, a lion cub faced with the challenging transition to maturity. Believing himself to be responsible for his father's death, Simba enters the wilderness... where he finds salvation with Pumbaa the warthog and Timon the meerkat, and his education begins.

Take control of Simba in his fight to claim his rightful place as the Lion King, from cub to lion prince, through interaction as detailed as the lush terrain. The unique feeling of controlling a four-legged hero is further heightened as Simba's strength and abilities grow.

The experience gained from avoiding the trampling hooves of stampeding wildebeest and tackling heinous hyenas in the elephant's graveyard is invaluable for when Simba eventually confronts his evil uncle Scar... in a battle to prove which of them is worthy to rule the Pride Lands. As an added bonus, you also get to control Pumbaa and Timon in two different bonus stages.



Trouble Shooting

In the unlikely event that The Lion King fails to load, turn off your computer and remove any extraneous external peripherals such as printers (leave the monitor or television connected) before repeating the loading procedure.


If The Lion King still refuses to load then pop the disks - not the packaging - into a suitably-sized jiffy bag or padded envelope along with your name and address. To aid our trouble-shooting department, please provide in as much detail as possible your equipment configuration (not forgetting any RAM expansion devices).


Send the package to: THE CUSTOMER SERVICES DEPARTMENT, Virgin Interactive Entertainment (Europe) Ltd, 338A Ladbroke Grove, London W10 5AH. Virgin Interactive Entertainment (Europe) Ltd will endeavour to replace the faulty disks within 28 days of their receipt.

Alternatively, call our Customer Services Department on 081-964 8242, Monday to Friday between the hours of 10 am and 1 pm and 2 pm till 5 pm.

The Lion King Title Screen

When you see the Title Screen you are ready to play The Lion King. Two options are presented: START and OPTIONS.

 *Push the joystick up or down or use the cursor keys to choose between the options.*

 *Press the joystick firebutton or return key to select the option.*

START Begin play. OPTIONS Call up the Options Screen.



The Options Screen

Six options are presented:

DIFFICULTY The harder the setting, the less Simba characters and Continues you have to play with.

MUSIC IS ON or OFF, depending on whether or not you wish to hear the atmospheric music taken straight from the film.

SOUND FX ARE ON or OFF, depending on whether or not you wish to hear them during play.

SOUND TEST Listen to all the sound effects and music used in The Lion King. A list is presented - select a sound as you would an option.

TRIGGERS If the basic controls are not to your liking, change them.

EXIT Return to the Title Screen.

What You Can Expect To See In Play



ROAR METER

HEALTH METER

SIMBA CHARACTERS REMAINING


ROAR METER The might of Simba's roar increases with every Blue Beetle collected. Note that the

Roar Meter is emptied when Simba begins a level or is hit by anything unpleasant.

HEALTH METER Shows how strong Simba feels. A Simba character is lost when the Health Meter is empty.

SIMBA CHARACTERS REMAINING You start with 3, 4 or 5, depending on the **DIFFICULTY** setting. When all Simba characters are lost, it's Game Over...

Unless you have a Continue (see Special Items on page 8).



Simba's World

THE PRIDELANDS Take it slow and get used to controlling Simba, especially his pounces, rolls and roars. Beware of the explosive Bombardier Beetle, watch out for Special Items and don't be afraid to explore (there's no time limit). Take advantage of the Continue Markers to save having to replay from the very beginning.

CAN'T WAIT TO BE KING Use the rhinoceroses' heads to spring into the trees, and make the most of the bird's nests to reach the monkeys. Beware: some monkeys are confused by Simba's roar... When Simba's riding the ostrich, duck or jump the birds' nests.

THE ELEPHANT GRAVEYARD Be warned: two hyenas are ready to fight at the beginning of this level. Swing and climb through the ones, but don't linger too long on the crumbling ones... The vultures attack with a swoop, so climb higher and turn the tables on them. Stretched elephant hide is springy, but there's a limit...

THE STAMPEDE The wildebeests have bolted, so run before Simba's trampled. Look out for warnings of boulders and jump out of harm's way.

SIMBA'S EXILE Look before you leap - and drop! Scar's hyenas are on Simba's tail, throwing rocks all the way; the only way to escape the Pridelands is through its thorny border.


HAKUNA MATATA Guide Simba across the different waterfalls, jumping as high as possible between the logs. Beware the gorilla's coconuts; try rolling to knock them back.



SIMBA'S DESTINY At last Simba's become a full-grown lion, so take the time to get used to his new moves: mauling, slashing and heavy pouncing. And listen to that roar! The vines can be cut with a slash, but the falling rocks must be avoided. Pounce, maul and roar to defeat the cheetahs and pass through the Pridelands.

BE PREPARED Avoid the dripping hot lava. Ride the rocks on the river and beware of the bats. Watch out for the geysers in the final room and ride to the exit.

SIMBA'S RETURN Chase the hyenas off Pride Rock and show them who's the rightful king of the Pridelands. Simba must defeat all the hyenas in a room before he can move on... and eventually confront Scar.

 *Push up to enter a cavern and emerge elsewhere in the level.*


PRIDE ROCK This is it: Simba's evil uncle and pretender to the throne Scar, must be beaten... in a fight between the two mightiest lions in the Pridelands. The fate of Pride Rock depends on you!

The Bonus Stages

There are two different ones - can you find them?

BUG TOSS Use Pumbaa to collect the falling bugs dropped by Timon. Avoid the Bad Bugs (see Bad Bugs on page 8) but don't miss any of the others or this Bonus Stage will come to an end. Use Pumbaa's belch to clear the screen of all bugs that might be missed. Note that Pumbaa has only one belch per Bonus Stage.

BUG HUNT Use Timon to hop between the ledges and collect bugs. Again, don't miss any - except the bad ones - or this Bonus Stage is over.



Special Items

When you see any of the following, get them!



PLAIN BEETLES Restore half of Simba's health.



PATTERNED BEETLES Restore all of Simba's health.



AFRICAN RED BUGS Increase Simba's total health.



BLUE BEETLES Increase Simba's roar power.



1 UP An extra Chance - to a maximum of nine at once.



CIRCLE OF LIFE An extra Continue. If you have a Circle Of Life when all Simba characters are lost, you are given a choice: quit or continue play from the last level completed.



CONTINUE MARKER Play resumes from the last one touched before a Simba character was lost.

Bad Bugs

These four bugs are found in the main levels but present the biggest problem in the Bonus Stages.



FLY



SPIDER



DRAGONFLY




BOMBARDIER BEETLE

This product is guaranteed for a period determined by the law of your country.

This does not effect your statutory rights. Virgin Interactive Entertainment (Europe) Ltd reserves the right to make improvements in the product described in this manual, at any time and without notice. Virgin makes no warranties expressed or implied, with respect to this manual, its quality, merchantability or fitness for any particular purpose.



This product is exempt from classification under U.K. Law.
In accordance with The Video Standards Council Code of Practice
it is considered suitable for viewing by the age range(s) indicated.





Design and Production by Funhouse

COPYRIGHT NOTICE The computer program and its associated documentation and materials are protected by National and International Copyright Laws. Storage of the computer program and its associated documentation and materials in a retrieval system, reproduction, translation, copying, hiring, lending, broadcasting and public performance are prohibited without the express written permission of Virgin Interactive Entertainment (Europe) Ltd. All rights of the author and owner are reserved world-wide. This program and its associated documentation and materials are sold according to Virgin Interactive Entertainment (Europe) Ltd's terms of trade and conditions of sale, copies of which are available on request.

Virgin Interactive Entertainment (Europe) Ltd, 338A Ladbroke Grove, London W10 5AH.