

# CANNON FODDER



AMIGA CD<sup>32</sup>

Commodore

Sensible  
Software

Virgin

# CANNON FODDER

**"DON'T WAIT 'TIL YOU SEE THE WHITES OF THEIR EYES...**

**DON'T KID YOURSELF IT WILL BE OVER BY CHRISTMAS...**

**DON'T TRY TO SHUT OUT THE SCREAMS...**

**AND DON'T FORGET TO WASH YOUR HANDS AFTERWARDS..."**

## CANNON FODDER

**WAR HAS NEVER BEEN SO MUCH FUN...**



This product is exempt from classification under U.S. Law in accordance with The Video Software Council Code of Practice. It is considered suitable for viewing by the age groups indicated.



|| 810 01 1000 01 00 1100 1000 0 001 0000 100 ||

CANNON FODDER CD-ROM CD-ROM UK



5 013715 060714 >


SCREENSHOTS TAKEN FROM THE PC & PC-CD VERSIONS  
**VIRGIN INTERACTIVE ENTERTAINMENT (EUROPE) LTD.**  
**338A LADBROKE GROVE LONDON W10 5AH**

© 1993 SENSIBLE SOFTWARE © 1993 VIRGIN INTERACTIVE ENTERTAINMENT (EUROPE) LTD.  
VIRGIN IS A REGISTERED TRADEMARK OF VIRGIN ENTERPRISES LIMITED.  
ALL RIGHTS RESERVED.

AMIGA CD 32™

# AMIGA CD 32™

Commodore



### Attention

Chez certaines personnes  
l'utilisation de ce jeu  
nécessite des précautions  
d'emploi particulières qui  
sont détaillées dans la  
notice ci-jointe.

DER GRÖßTE PUNKT



VIRGIN GAMES

MADE IN ENGLAND

For Ages: Four Ages - Five Ages - Six Ages

3-10

11-14

15-17

18+



IMPORTED BY: 1993-94 ELSPA LTD. 100, 101, 102, 103, 104, 105, 106, 107, 108, 109, 110, 111, 112, 113, 114, 115, 116, 117, 118, 119, 120, 121, 122, 123, 124, 125, 126, 127, 128, 129, 130, 131, 132, 133, 134, 135, 136, 137, 138, 139, 140, 141, 142, 143, 144, 145, 146, 147, 148, 149, 150, 151, 152, 153, 154, 155, 156, 157, 158, 159, 160, 161, 162, 163, 164, 165, 166, 167, 168, 169, 170, 171, 172, 173, 174, 175, 176, 177, 178, 179, 180, 181, 182, 183, 184, 185, 186, 187, 188, 189, 190, 191, 192, 193, 194, 195, 196, 197, 198, 199, 200, 201, 202, 203, 204, 205, 206, 207, 208, 209, 210, 211, 212, 213, 214, 215, 216, 217, 218, 219, 220, 221, 222, 223, 224, 225, 226, 227, 228, 229, 230, 231, 232, 233, 234, 235, 236, 237, 238, 239, 240, 241, 242, 243, 244, 245, 246, 247, 248, 249, 250, 251, 252, 253, 254, 255, 256, 257, 258, 259, 260, 261, 262, 263, 264, 265, 266, 267, 268, 269, 270, 271, 272, 273, 274, 275, 276, 277, 278, 279, 280, 281, 282, 283, 284, 285, 286, 287, 288, 289, 290, 291, 292, 293, 294, 295, 296, 297, 298, 299, 300, 301, 302, 303, 304, 305, 306, 307, 308, 309, 310, 311, 312, 313, 314, 315, 316, 317, 318, 319, 320, 321, 322, 323, 324, 325, 326, 327, 328, 329, 330, 331, 332, 333, 334, 335, 336, 337, 338, 339, 340, 341, 342, 343, 344, 345, 346, 347, 348, 349, 350, 351, 352, 353, 354, 355, 356, 357, 358, 359, 360, 361, 362, 363, 364, 365, 366, 367, 368, 369, 370, 371, 372, 373, 374, 375, 376, 377, 378, 379, 380, 381, 382, 383, 384, 385, 386, 387, 388, 389, 390, 391, 392, 393, 394, 395, 396, 397, 398, 399, 400, 401, 402, 403, 404, 405, 406, 407, 408, 409, 410, 411, 412, 413, 414, 415, 416, 417, 418, 419, 420, 421, 422, 423, 424, 425, 426, 427, 428, 429, 430, 431, 432, 433, 434, 435, 436, 437, 438, 439, 440, 441, 442, 443, 444, 445, 446, 447, 448, 449, 450, 451, 452, 453, 454, 455, 456, 457, 458, 459, 460, 461, 462, 463, 464, 465, 466, 467, 468, 469, 470, 471, 472, 473, 474, 475, 476, 477, 478, 479, 480, 481, 482, 483, 484, 485, 486, 487, 488, 489, 490, 491, 492, 493, 494, 495, 496, 497, 498, 499, 500, 501, 502, 503, 504, 505, 506, 507, 508, 509, 510, 511, 512, 513, 514, 515, 516, 517, 518, 519, 520, 521, 522, 523, 524, 525, 526, 527, 528, 529, 530, 531, 532, 533, 534, 535, 536, 537, 538, 539, 540, 541, 542, 543, 544, 545, 546, 547, 548, 549, 550, 551, 552, 553, 554, 555, 556, 557, 558, 559, 560, 561, 562, 563, 564, 565, 566, 567, 568, 569, 570, 571, 572, 573, 574, 575, 576, 577, 578, 579, 580, 581, 582, 583, 584, 585, 586, 587, 588, 589, 590, 591, 592, 593, 594, 595, 596, 597, 598, 599, 600, 601, 602, 603, 604, 605, 606, 607, 608, 609, 610, 611, 612, 613, 614, 615, 616, 617, 618, 619, 620, 621, 622, 623, 624, 625, 626, 627, 628, 629, 630, 631, 632, 633, 634, 635, 636, 637, 638, 639, 640, 641, 642, 643, 644, 645, 646, 647, 648, 649, 650, 651, 652, 653, 654, 655, 656, 657, 658, 659, 660, 661, 662, 663, 664, 665, 666, 667, 668, 669, 670, 671, 672, 673, 674, 675, 676, 677, 678, 679, 680, 681, 682, 683, 684, 685, 686, 687, 688, 689, 690, 691, 692, 693, 694, 695, 696, 697, 698, 699, 700, 701, 702, 703, 704, 705, 706, 707, 708, 709, 710, 711, 712, 713, 714, 715, 716, 717, 718, 719, 720, 721, 722, 723, 724, 725, 726, 727, 728, 729, 730, 731, 732, 733, 734, 735, 736, 737, 738, 739, 740, 741, 742, 743, 744, 745, 746, 747, 748, 749, 750, 751, 752, 753, 754, 755, 756, 757, 758, 759, 760, 761, 762, 763, 764, 765, 766, 767, 768, 769, 770, 771, 772, 773, 774, 775, 776, 777, 778, 779, 780, 781, 782, 783, 784, 785, 786, 787, 788, 789, 790, 791, 792, 793, 794, 795, 796, 797, 798, 799, 800, 801, 802, 803, 804, 805, 806, 807, 808, 809, 810, 811, 812, 813, 814, 815, 816, 817, 818, 819, 820, 821, 822, 823, 824, 825, 826, 827, 828, 829, 830, 831, 832, 833, 834, 835, 836, 837, 838, 839, 840, 841, 842, 843, 844, 845, 846, 847, 848, 849, 850, 851, 852, 853, 854, 855, 856, 857, 858, 859, 860, 861, 862, 863, 864, 865, 866, 867, 868, 869, 870, 871, 872, 873, 874, 875, 876, 877, 878, 879, 880, 881, 882, 883, 884, 885, 886, 887, 888, 889, 890, 891, 892, 893, 894, 895, 896, 897, 898, 899, 900, 901, 902, 903, 904, 905, 906, 907, 908, 909, 910, 911, 912, 913, 914, 915, 916, 917, 918, 919, 920, 921, 922, 923, 924, 925, 926, 927, 928, 929, 930, 931, 932, 933, 934, 935, 936, 937, 938, 939, 940, 941, 942, 943, 944, 945, 946, 947, 948, 949, 950, 951, 952, 953, 954, 955, 956, 957, 958, 959, 960, 961, 962, 963, 964, 965, 966, 967, 968, 969, 970, 971, 972, 973, 974, 975, 976, 977, 978, 979, 980, 981, 982, 983, 984, 985, 986, 987, 988, 989, 990, 991, 992, 993, 994, 995, 996, 997, 998, 999, 1000

This product is exempt from classification under U.S. Law.  
In accordance with The Video Standards Council Code of Practice  
it is considered suitable for viewing by the age ranges indicated.

# CANNON FODDER

“DON'T WAIT 'TIL YOU SEE THE WHITES OF THEIR EYES...  
DON'T KID YOURSELF IT WILL BE OVER BY CHRISTMAS...  
DON'T TRY TO SHUT OUT THE SCREAMS...  
AND DON'T FORGET TO WASH YOUR  
HANDS AFTERWARDS...”

Virgin

VIRGIN INTERACTIVE  
ENTERTAINMENT (EUROPE) LTD.

© 1993 SENSIBLE SOFTWARE © 1993 VIRGIN INTERACTIVE  
ENTERTAINMENT (EUROPE) LTD.

COMPACT  
disc

Sensible



5 013715 060455

CANNON FODDER



**AMIGA CD<sup>32</sup>**

Commodore

# CANNON FODDER



**Sensible**  
SOFTWARE

**INSTRUCTIONS IN:  
ENGLISH, FRANCAIS  
DEUTSCH & ITALIANO**

*Virgin*



# CANNON FODDER


**VIRGIN INTERACTIVE ENTERTAINMENT (EUROPE), LTD  
338A, LADBROKE GROVE, LONDON W10 5AH  
CUSTOMER SERVICES DIRECT LINE: 081 964 8242  
TECHNICAL SERVICES DIRECT LINE: 081 964 9361  
MANUAL DESIGN BY MICK LOWE DESIGN: 071 490 1086**





## THE STATUS PANEL

It does more than inform ...



## THE 'TROOP'S LOGO

Shows the logo of the troop.



**GRENADES** Shows whether or not the troop has any grenades and, if so, how many. At first the troop has no grenades. Extra grenades are found in boxes of four - just like the one shown here. Pick them up - and be careful not to blow them up. Note that, in the interests of public safety, from the phase entitled 'Pier Pressure' onwards, each trooper is given two grenades - free of charge.



**BAZOOKAS** Not to be confused with the crude trombone-like musical instruments of the same name - or, indeed, bazoomas, which are something else entirely - these bazookas are weapons of war. This symbol shows whether or not the troop has any bazookas and, if so, how many. At first the troop has no bazookas but a keen eye will soon spot the barrels - just like the one shown here - in which four bazookas are stored. Pick them up - and be careful not to blow them up. Note that, in the interests of public safety, from the phase entitled 'My Beautiful Skidoo' onwards, each trooper is given a free bazooka.

**TROOP STATUS** Shows whether the troop is on foot or in a vehicle. This box is highlighted when the troop is active.

**TROOP TROOPERS** The names of the troopers in the troop are shown along with their ranks, in order of importance, with the leader at the top.

**THE POINTER** This is the aforementioned joystick-controlled pointer used to determine the behaviour of your troopers (and troops). As you will see, the pointer changes to reflect one of three types of trooper conduct:



trooper (or troop) destination pointer



weapon destination crosshair



vehicle in, out pointers

**MOVING TROOPS** Use the joystick to move the pointer around the screen until its tip touches the desired destination. Note the way that you can view the immediate area surrounding the active troop.

\* Press the red button to make the troop leader move towards the pointer's tip. The rest of the troop will follow in rank and file.

## **USING WEAPONS** It couldn't be simpler ...

\* Press the blue button to turn the pointer into a crosshair and make the trooper or troop shoot at the centre of the crosshair.

\* Press and hold the blue button then press the red button to make the troop leader throw a grenade or fire his bazooka at the centre of the crosshair.

## **USING VEHICLES** Five types of vehicle become available in Cannon Fodder. Each vehicle holds up to eight troopers.

### **BOARDING VEHICLES**

\* Use the joystick to move the pointer around the screen until its tip touches the desired vehicle. The pointer will change to show that the empty vehicle may be boarded.

\* Press the red button to make the trooper (or troop) board the vehicle.

\* Press and hold the red button to make the vehicle move towards the trooper destination pointer. The longer the red button is held down, the faster the vehicle will travel.

\* Press the blue button to make the trooper (or troop) shoot the vehicle's weapon (if it has one). Note that grenades and bazookas cannot be used while inside a vehicle.

### **LEAVING VEHICLES**

\* Use the joystick to move the pointer around the screen until its tip touches the occupied vehicle. The pointer will change to show that the occupied vehicle may be abandoned.

\* Press the red button to make the trooper (or troop) leave the vehicle.

**A LITTLE WHITE LIE** Actually, the pointer has a fourth state. When a trooper (or troop) is in a Choppa flying above the terrain, touching the Choppa with the pointer will change it into a 'the Choppa can land symbol' - just like the one shown here. This means that the Choppa can land.



the choppa can land symbol

\* Press the red button when the 'The Choppa Can Land Symbol' is shown to make the Choppa land. Once the Choppa has landed, select it to make the troop disembark.

**FORM A NEW TROOP (OR TWO)** There are times when the strategy dictates that the troopers split up - perhaps to execute a 'pincer movement'. So long as you have enough troopers you can make a maximum of two new troops from the original Snake Troop, and those are: Eagle Troop and Panther Troop.



\* Select the names of the troopers you'd like to form a new troop (the names will be highlighted). Notice that the troop's logo has split in two.

\* Select the troop's logo to form a new troop with the troopers whose names were highlighted.

Note that new troops may be formed inside a vehicle, but only the highlighted troop will exit the vehicle.

**SHARE AND SHARE ALIKE** Hold on - who takes all the grenades and bazookas when a troop splits? It's up to you to decide. Notice that when you split a troop, any grenades and bazookas are outlined. By selecting the grenades or bazookas, the outline changes to reflect the quantity of weapons - all, half or none - that the new troop will take.

\* The solid outline represents all the weapons.


\* The dotted outline represents half of the weapons.

\* No outline represents none of the weapons.

**REGROUPING TROOPS** To bring separate troops together simply walk them into each other whereupon the troopers will automatically regroup as a single troop.

**A MISSION REMINDER** Select the map icon for an overview of the surrounding area.

THE MAP SHOWS MORE THAN  
JUST AN OVERVIEW OF THE AREA



**PHASE COMPLETE** You did it - you saved the day.

And you can save your state of play, too - but only if you manage to complete the whole mission.

**SAVING GAMES** See that little picture in the top right-hand corner of Boot Hill? That's a save icon, that is. Use the joystick to select it and call up a special Save Screen.

**LOADING SAVED GAMES** See that little picture in the top left-hand corner of Boot Hill? That's a load icon, that is. Use the joystick to select it and call up a special Load Screen.

**HOLD IT!** If you need to halt your assault ...

\* Press the Pause button to freeze the action.

\* Press the Pause button when the action is frozen to resume play.

**TRY AGAIN** So you screwed up? Never mind, surrender and try again. But wait! What if you have some remaining troopers but, say, not enough grenades or inclination to continue and you want to try again?

\* Press the Green and Yellow buttons at the same time to surrender. Your surviving troopers will be available to replay the phase.

**HIGH SCORING HEROES** When a trooper dispatches an enemy, one point is added to his personal score. Note that all grenades, bazookas and vehicle weapons are activated by the troop leader, so he gets all the credit (and points, of course). When a trooper dies, his performance is not forgotten - unless he didn't score enough points to register with the High Scoring Heroes Bureau (who manage the High Scoring Heroes Table).

**KNOW YOUR MISSION PROFILES** Those seven primary objectives are revealed in full ...

### **KILL ALL ENEMY**

Including troopers, enemy BigGunz, vehicles and the rest.

### **DESTROY ENEMY BUILDINGS**

All those buildings with doors from which the enemy emerge.

### **DESTROY ENEMY FACTORY**

Or Computer even.

### **RESCUE ALL HOSTAGES**

Return up to four hostages to safety. Free a hostage by shooting his (or her) captor, then take the trooper (or troop) up to the hostage to 'tag' him (or her). The hostage will follow the trooper (or troop) to the nearest friendly MASH outpost - so take him (or her) there as quickly as possible.

### **KIDNAP ENEMY LEADER**

This cunning fellow is dressed to look like a hostage, but he's not. Don't be angry and kill him - take him to the nearest allied outpost.

### **PROTECT ALL CIVILIANS**

Whatever happens, don't let any civilians die.

### **GET CIVILIANS HOME**

Innocent civilians are caged like wild animals. Destroy their barricade to free them then ensure that they make it home alive.

**KNOW YOUR VEHICLES** Note that the enemy versions bear red flashing lights.



**CHOPPAS** Join the birds in the sky and flit above the treetops. There are two types of Choppa: one is an unarmed Transporta, the other is a Killa brimming to the teeth with bombs, rockets or heat-seeking missiles. A Choppa in the air can only be shot down by rockets or heat-seeking missiles. Choppas are more vulnerable on the ground.



**TANX** They shoot shells (and not of the seaside variety - ha he ho). Tanx are slow but hardy, being impervious to all weapons except rockets, heat-seeking missiles and shells.



**JEEPS** There are two types: one is an unarmed transport vehicle, the other has a front-mounted machine gun.



**SKIDOOZ** Just like Jeeps really, except Skidooz are suitable for travelling across snow and ice.



**BIGGUNZ** Fixed turrets that fire either rockets or shells and vary in defensive strength depending on the terrain. And, yes, it's not a vehicle. So what?

## KNOW YOUR SUPA DUPA BOOSTAS™

When you see any of the following gold-coloured Supa Dupa Boostas (which won't be often because they are in such demand), pick it up for a Special Feature!

### SUPA DUPA MISSILE BOOSTA

A complement of 50 heat-seeking missiles are yours, with our compliments.

### SUPA DUPA BULLET-PROOFA VEST

Makes a trooper invincible from bullets and bombs for the duration of the phase.

**SUPA DUPA RANK BOOSTA** The trooper becomes an instant General - and will probably take control of the troop, too.

### SUPA DUPA TROOPER BOOSTA

Gives the trooper a Missile Boosta, Bullet-Proofa Vest AND Rank Boosta.

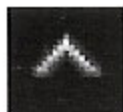
### SUPA DUPA TROOP BOOSTA

Gives the whole troop the complete Supa Dupa Boosta range!

## KNOW YOUR RANKS

Just the thing to help you avoid embarrassing faux pas at après battle parties. Note that the higher a trooper's rank, the better the gravestone he receives on Boot Hill.





PRIVATE



CORPORAL



SERGEANT



STAFF SERGEANT



SERGEANT FIRST CLASS



MASTER SERGEANT



SERGEANT MAJOR



SPECIALIST 4



SPECIALIST 6



WARRANT OFFICER



CHIEF WARRANT OFFICER



CAPTAIN




MAJOR



COLONEL



BRIGADIER GENERAL



GENERAL

## BE THE FITTEST

And survive with the following handy hints:

- \* Don't wait until you see the whites of their eyes - shoot them before they shoot you.
- \* Look out for secret hidden zones where special equipment may be found.
- \* Please don't leave the screaming wounded to die. Bite the bullet, so to speak, and do the decent thing: finish them off.
- \* Wise men say that fools rush in where angels fear to tread, so look before you leap, so to speak, because the grass is not always greener on the other side of the hill.
- \* Watch out for mines and mantraps - they make a terrible mess.
- \* This one'll kill ya ... When you have shot a man and he's lying there, dead, shoot him some more to make him jump around like a bunny.
- \* And on a more serious note: don't try playing this at home, kids, because war is not a game - war, as Cannon Fodder demonstrates in its own quirky little way, is a senseless waste of human resources and lives. We hope that you never have to find out the hard way.



**“DON'T WAIT 'TIL YOU SEE THE WHITES OF THEIR EYES...  
DON'T KID YOURSELF IT WILL BE OVER BY CHRISTMAS...  
DON'T TRY TO SHUT OUT THE SCREAMS...  
AND DON'T FORGET TO WASH YOUR HANDS AFTERWARDS...”**

**“N'ATTENDEZ PAS DE LEUR VOIR LE BLANC DES YEUX...  
N'ESPÉREZ PAS QUE TOUT SERA FINI À NOËL...  
N'ESSAYEZ PAS D'ÉTOUFFER LES CRIS...  
ET N'OUBLEZ PAS DE VOUS LAVER LES MAINS APRES...”**

**“WARTE NICHT, BIS DU DAS WEIßE IN IHREN AUGEN SIEHST...  
BILDE DIR JA NICHT EIN, DAS ES NOCH VOR WEIHNACHTEN VORBEI  
SEIN WIRD... BEREITE DICH GUT DARAUF VOR...  
UND FANGE JETZT SCHON AN DEINE AUSRÜSTUNG  
ZUSAMMENZUSTELLEN...”**

**“NON ASPETTARE DI POTERLI GUARDARE NELLE PALLE DEGLI OCCHI...  
NON PENSARE CHE TUTTO FINIRÀ PRIMA DI NATALE...  
NON CERCARE DI COPRIRE LE URLA...  
E DOPO NON TI DIMENTICARE DI LAVARTI LE MANI...”**

**VIRGIN INTERACTIVE ENTERTAINMENT (EUROPE) LTD.  
338A LADBROKE GROVE LONDON W10 5AH**

**© 1993 SENSIBLE SOFTWARE © 1993 VIRGIN INTERACTIVE ENTERTAINMENT (EUROPE) LTD.**

**AMIGA CD<sup>32</sup>**

© 1993 SENSIBLE SOFTWARE  
© 1993 VIRGIN INTERACTIVE ENTERTAINMENT (EUROPE) LTD.  
VIRGIN IS A REGISTERED TRADEMARK OF  
VIRGIN ENTERPRISES LIMITED.  
ALL RIGHTS RESERVED.

*Virgin*

**AMIGA CD<sup>32</sup>**  
Commodore

**Sensible**  
SOFTWARE

**Compact**  
**disc**

ALL RIGHTS OF THE PRODUCER  
AND THE OWNER OF THE WORK  
REPRODUCED HEREBY ARE  
PART OF THE PROGRAM MAY  
BE REPRODUCED IN ANY FORM  
UNAUTHORIZED COPYING,  
WRITING, LENDING, PUBLIC  
PERFORMANCE, SALE, OR  
BROADCAST OR DIFFUSION OF  
THIS DISC PROHIBITED THIS  
DISC IS SOLD ACCORDING TO  
VIRGIN INTERACTIVE ENTERTAINMENT (EUROPE) LTD'S  
TERMS OF TRADE AND  
CONDITIONS OF SALE COPIES  
OF WHICH ARE AVAILABLE ON  
REQUEST.

**CANNON  
FODDER**