

THE ADVENTURES OF

LANE MASTODON

IN
THRILLING
3-D!!

#91

INFOCOMIX
5¢

WHEN I DEACTIVATE
THE FORCE-SHIELD, THE HYPER-
SNAKE WILL DEVOUR THE SENATOR
... AND THEN YOU, LANE!

Howell

LANE battles the SHAMELESS LEATHER GODDESSES

THIS COIN IS WORTH \$225,000!



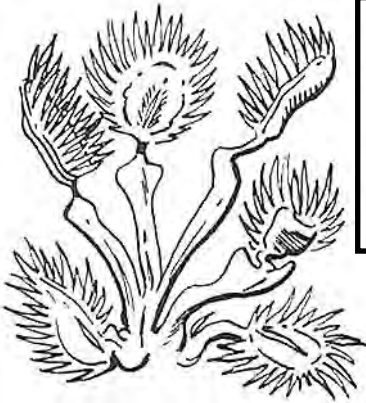
PICTURED: a Zylon-era Zorkmid. 4,500 were minted; only 6 are accounted for. Is there one in YOUR pocket?

AND HOW ABOUT THESE!

A rare 6-fooble piece from Fooblitzky. Worth \$3,200!

A uniluminum Altairian Dollar, minted in the days when you could still buy something with only one Altairian Dollar. This supposedly worthless coin is now valued at \$64,000!

A gold doubloon from the São Vera, lost off the coast of Hardscrabble Island in 1698. If you can find it, it's worth a fortune! (free map included with your first order)



FREE!

with each order
over \$1.00

A GIANT VENUS FLYTRAP.

You can feed this live plant insects and hamburger from your own hand! See now it lures traps and digests insects up to twenty times its size. Free your home from flies, at no cost to you!



Are you spending coins worth hundreds, if not thousands, of dollars? Find out in our new, informative 1936 illustrated book "You Can Collect Coins." It's yours for only 50¢. Check your coins before you send them!

Along with your valuable book, you'll receive 6 coins for your approval. Every month, you'll receive an additional 6 coins. For each set, you pay only 99¢! Among these coins might be one of the rare and valuable currencies listed above!

WHILE YOU'RE AT IT, WHY NOT ORDER ALL THE BOOKS IN OUR HANDY "YOU CAN DO IT!" SERIES?

The complete series, 10 volumes in all, makes an attractive addition to your home library. And they can be yours for only 12¢a volume, if you act now!

JUST LOOK AT THESE FASCINATING TITLES!

- | | |
|--|--|
| <input type="checkbox"/> You Can Collect Coins. | <input type="checkbox"/> You Can Devellop Your Muscles |
| <input type="checkbox"/> You Can Build a Boat. | <input type="checkbox"/> You Can Cut Your Own Hair. |
| <input type="checkbox"/> You Can Fly on Aeroplane. | <input type="checkbox"/> You Can Raise Rabbits. |
| <input type="checkbox"/> You Can Write Interactive Fiction. | <input type="checkbox"/> You Can Be Your Own Home Dentist. |
| <input type="checkbox"/> You Can Start Your Own Upholstery Business. | <input type="checkbox"/> You Can Fool Your Friends. |

YES! I'd like to learn how I "Can Do" all these amazing things! Please send me:

- You Can Collect Coins, 50¢ Free Venus Flytrap (with \$1.00 order)
 10-book "You Can Do It" series, \$1.20 I enclose 25¢ postage and handling.

I enclose \$ (No stamps, please.)

If I don't find that I "can do" much more than I could before, I can return my purchase for a prompt and courteous refund.

Name

Address

Phone Please allow 6-8 weeks for delivery.

Send to: Palace Superior Products, 1000 Cavatelli Blvd., Room 2, Somerville 9, Massachusetts


THE ADVENTURES OF

KANE MASTODON

IN
THRILLING
3-D!!

LANE CROSSES TOWN
TO MEET PROFESSOR
ZIGGERAUT...

I WONDER WHY
THE PROFESSOR
WAS SO ANXIOUS
TO SEE ME?



THANKS FOR
COMING, LANE!



I'VE RECENTLY
PICKED UP SOME ALARMING
SIGNALS ON MY FOURTH-DIMEN-
SIONAL MORSE CODE RECEIVER.!

EVERY FIFTY YEARS, THE EVIL
LEATHER GODDESSES OF PHOBOS
LEAVE THAT TINY MOON OF MARS
IN AN ATTEMPT TO
ENSLAVE THE EARTH!!



THEIR **LAST** ATTEMPT TO INVADE OUR WORLD WAS **FIFTY YEARS AGO--IN 1936--** SO THEIR **NEXT** ATTACK WILL BE **THIS YEAR!** AND IF I'VE **DECODED** THEIR **MESSAGES** CORRECTLY, IT'S ONLY **DAYS AWAY!**

HOLY NOVA, PROFESSOR, WE HAVEN'T A MINUTE TO LOSE!



THANK THE **NINE MOONS OF JUPITER** THAT MY SPACESHIP'S **COMPLETELY REPAIRED** FROM MY BATTLE AGAINST THE **MERCURIAN MONSTEROIDS!**

*SEE "ADVENTURES OF LANE MASTODON #88."

LANE AND ZIGGERAUT MAKE A BEELINE FOR THE SPACEPORT...

I'LL PILOT A COURSE FOR PHOBOS WHILE YOU GET HER SPACEREADY, LANE!



LEATHER GODDESSES, HERE WE COME!

PERFECT BLAST-OFF, LANE!

UH-OH! THE **DEEP SPACE IONISCOPE** DETECTS ANOTHER SPACESHIP ON A **COLLISION COURSE** WITH OURS!




INTRASHIP BIOSENSORS INDICATE THAT THE ONLY PASSENGER IS **UNCONSCIOUS!** TELEPORT HIM OVER WHILE I TAKE **EVASIVE MANEUVERS!**



GOT HIM--AND JUST IN TIME, TOO! THERE GOES HIS SHIP, SPINNING INTO THE **VOID!**




PROFESSOR, IT'S A WOMAN!



--AND AN **AM** BEAUTIFUL
ONE ONE AT **THAT!**

AND AND SHE'S CLUTCHING
A **MA** MESSAGE!



IT'S
GIBBERISH,
PROFESSOR!

WVKHEEDWVVOH
IZOHHWLLVEEDVHG
RRQ PPDUV--
RRQ WVKH
EEDQNV RRI
WVKH WUDQG
FERQDO"

SOME MESSAGES
FROM MARS THAT I
PICKED UP ON MY
4-D MORSE CODE
RECEIVER WERE IN
A **THREE-LETTER**
TRANSPOSITION
CIPHER;

TO DECODE
THEM, **D** BECOMES
A, **E** BECOMES
B, AND SO ON.



YOU'RE **RIGHT**, PROFESSOR!
IT SAYS THAT THE **IN-**
VASION FORCE OF THE
LEATHER GODDESSES
IS BASED ON THE
BANKS OF THE
GRAND CANAL
ON **MARS!**

I'LL **CHANGE COURSE**
TO **THOSE** CO-ORDINATES!




AS THEY NEAR **MARS**,
THE "**VISITOR**" BEGINS
TO **RECOVER**.

YOU'RE **SAFE** NOW!
I'M **LANE** MAS-
TODON!

AND YOU
ARE...?

I'M **LYDIA CAMPBELL!**
MY FATHER WAS **KIDNAPPED**
BY THE **LEATHER GODDESSES!**
I'VE GOT TO **FIND** HIM!






LANE AND LYDIA PEER INTO THE DIM INTERIOR OF THE GUARDHOUSE.



SUDDENLY...



OH, LANE, I'M SO GLAD YOU'RE SAFE!

IT DOESN'T LOOK LIKE YOUR FATHER IS HERE!



LANE! THIS IS MY FATHER'S WEDDING RING!!

HERE'S A SCRAP OF FOIL WITH THE SPATIAL CO-ORDINATES OF PHOBOS! THEY MUST HAVE TAKEN HIM THERE!



AFTER ZIGGERAUT FINISHES BOOBY-TRAPPING THE ATTACK FLEET, LANE LEARNS HOW TO PILOT THE DEAD GUARD'S INTERPLANETARY SCOUTSHIP.

I'VE PUNCHED IN THE CO-ORDINATES!

THEY'RE TAKING US STRAIGHT TO THE PRIVATE PLEASURE PALACE OF THE LEATHER GODDESSES OF PHOBOS!

LANE LANDS THE SHIP ON SOME PLAINS IN SIGHT OF THE PALACE.

HOW DO WE GET INSIDE, PROFESSOR?

CAN'T THINK... FEEL TIRED...


OOOH, LANE, I'M GETTING DIZZY...

IT'S SOME KIND OF SOMNIA-RAY! CAN'T FIGHT IT... CAN'T STAY...

...AWAKE...

AN UNKNOWN AMOUNT OF TIME LATER...

AH, THE PRISONERS AWAKE, I WOULDN'T THEY HAVE BEEN DISAPPOINTED TO MISS THE SNAKE FEEDING -- ESPECIALLY SINCE TODAY'S MAIN COURSE IS...





THIS WILL ONLY CAUSE YOUR OWN DEATH TO BE MUCH MORE PAINFUL, EARTHMAN! AND TOMORROW WE SHALL INVADE YOUR PLANET, AND ALL HUMANS WILL BECOME OUR PRIVATE TOYS!



SUDDENLY...

IT'S THE INVASION FLEET-- BLOWING UP!

TO THE GUARD'S SPACE SHIP!



AS THE DESTRUCTION OF THE AIRFIELD CONTINUES TO ROCK PHOBOS, LANE LEADS THEM TO THE SCOUTSHIP AND SKILLFULLY PILOTS IT BACK TOWARD EARTH. LATER...

THANKS TO YOU, LANE, EARTH IS SAVED!



AND LATER STILL...

OH, LANE, HOW CAN I EVER THANK YOU FOR SAVING MY FATHER?!

THE END ...UNTIL THE NEXT EXCITING ISSUE OF...
LANE MASTODON

Instruction Manual for *Leather Goddesses of Phobos*

If you've never played Infocom's interactive fiction before, you should read this entire instruction manual.

If you're an experienced Infocom player, just read *Section I: About Leather Goddesses of Phobos*.

TABLE OF CONTENTS

Section I: About Leather Goddesses of Phobos

Preface to the Story	Page 13
Some Recognized Verbs	13
The Three Levels of Naughtiness	13
Sample Transcript and Map	14
About the Author	16

Section II: About Infocom's Interactive Fiction

An Overview	17
• What is interactive fiction?	
• Moving around	
• Turns and scoring	
Starting and Stopping	17
• "Booting up"	
• Saving and restoring	
• Quitting and restarting	
Communicating with Infocom's Interactive Fiction	18
• Basic sentences	
• Complex sentences	
• Talking to characters in the story	
• Vocabulary limitations	
Special Commands	20
Tips for Novices	21
Eleven useful pointers about interactive fiction	
Common Complaints	22
We're Never Satisfied	23
If You Have Technical Problems	23
Copyright and Warranty Information	23
Quick Reference Guide	24
A description of the most important things to know about interactive fiction	

SECTION I: ABOUT *LEATHER GODDESSES OF PHOBOS*

Preface to the Story

1936. In the United States, a new miracle fabric called nylon was becoming popular, Alf Landon was running for President, Victor Hess had won the Nobel Prize for Physics for discovering cosmic radiation, *Gone With the Wind* was the best-selling novel, and steak cost twenty-five cents a pound. Elsewhere, black track star Jesse Owens was embarrassing Adolph Hitler by winning four gold medals at the Berlin Olympics, Edward the VIII of England was abdicating his throne to marry a commoner, the Spanish Civil War was beginning to heat up, and the Leather Goddesses of Phobos were preparing to invade the Earth and turn it into their private pleasure world.

Don't let anyone tell you that nothing ever happens in Upper Sandusky, Ohio, because on this day in 1936, you're snatched out of your favorite bar — kidnapped by minions of the evil Leather Goddesses. You are brought back to Phobos as an experimental subject, as preparations continue to enslave every man and woman on Earth.

If you succeed in escaping the clutches of the Leather Goddesses, you will begin an odyssey the likes of which you have never even imagined (except, perhaps, in certain very enjoyable dreams). With your loyal friend and fellow Earthmate at your side, you will begin a naughty, bawdy, rowdy, rousing and very, very amusing romp across the solar system. Your mission, should you be able to catch your breath long enough to think about it, is to collect the materials you'll need to ultimately defeat the Leather Goddesses of Phobos and save humanity! Are you "up" for the job?

Some Recognized Verbs

This is only a partial list of the verbs that *Leather Goddesses of Phobos* understands. There are many more. Some of the verbs listed can be found in all Infocom stories; others are included especially for *Leather Goddesses of Phobos*. Remember you can use a variety of prepositions with some verbs. (For example, LOOK can become LOOK INSIDE, LOOK BEHIND, LOOK UNDER, LOOK THROUGH, LOOK AT, and so on.)

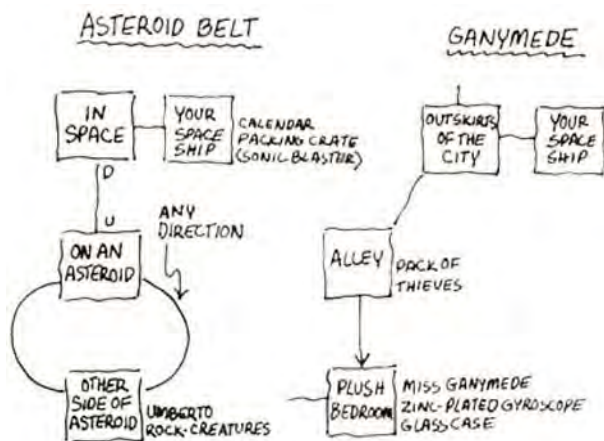
ANSWER	EAT	LOOK	SHOW
APPLY	EMPTY	MAKE	SIT
ASK	ENTER	MARRY	SLEEP
ATTACK	EXAMINE	MEASURE	SMELL
BEND	EXIT	OPEN	STAIN
BITE	FOLLOW	POINT	STAND
BLOW	GIVE	POUR	TAKE
BOARD	HIDE	PULL	TASTE
BREAK	JUMP	PUSH	THROW
BURN	KICK	PUT	TIE
BUY	KISS	READ	TOUCH
CLIMB	KNOCK	REMOVE	TURN
CLOSE	LICK	RIP	UNTIE
COUNT	LIE	ROLL	WALK
DROP	LISTEN	SEARCH	WEAR

The Three Levels of Naughtiness

You can select from among three levels of naughtiness. The first is the TAME level, which has absolutely no "bad" language or sex-related situations. Next is the SUGGESTIVE level, which includes some naughty language and sexual innuendo, but nothing that you wouldn't see on network TV. Finally, if you're feeling truly risqué, there's our LEWD level, which includes most of George Carlin's Seven Words You Can't Say on Television as well as examples of almost graphic sex. Naturally, most people find the LEWD level the most fun. You can roughly equate these three levels with the G, PG, and R movie ratings. The story will always begin in the SUGGESTIVE level. The STATUS command will tell you your current naughtiness level.

Sample Transcript and Map

This transcript is not from *Leather Goddesses of Phobos*, but it does show many of the typical commands you might use in the story. It contains some simple puzzles and their solutions, and it will give you a good idea of how Infocom's interactive fiction works. The player's commands appear in capital letters after each prompt (>). The map represents the terrain in the sample transcript as you might have drawn it. NOTE: In this sample transcript, you play a male character. In *Leather Goddesses of Phobos* you can be either a male or a female character.



In Space

You are floating in outer space just "west" of your spaceship. A tiny asteroid lies below you.

> INVENTORY

You have a plasma grenade, a pink feather duster, and a radium-powered radio.

> GO DOWN

On An Asteroid

This is a godforsaken hunk of rock with nothing to recommend it. The horizon is deceptively close, forming a craggy circle around you in every direction.

Your rocket ship is floating a hundred feet above you.

> WALK EAST

Other Side of Asteroid

Your short hike has taken you to the other side of the asteroid, which is as ugly and barren as the first side.

A human is tied to a stake here. Nearby, a tribe of rock-creatures are foraging around for chunks of ice. They obviously intend for this poor fellow to be frozen at the stake. Not surprising, considering how much rock-creatures love a good frozen steak.

> ASK THE HUMAN ABOUT THE ROCK CREATURES

"Thank the great red spot of Jupiter! A fellow human! Get me outta here before those rock-creatures turn me into a human popsicle!"

"There's some nice ice over here!" says one of the rock-creatures in a typically gravelly voice.

> EXAMINE THE PLASMA GRENADE

The deadliest weapon this side of Pluto, a plasma grenade is activated by pulling the pin and throwing it—at as quickly as possible—at the person or thing you intend to turn into very tiny sub-atomic particles.

One of the rock-creatures stumbles across some particularly frigid frozen methane, and scrapes its stony claws together in delightful anticipation.

"By the molten pools of Mercury, hurry up!" says the human at the stake.

> PULL THE PIN

The pin slides out smoothly. The grenade throbs with unleashed power.

"Isn't this enough ice?" growls the youngest rock-creature.

> THROW THE GRENADE AT THE ROCK CREATURES

Boom! The air is filled with a fine dust that one usually associates with vaporized rock-creatures. "Good show! By the way, I am Umberto, from Ganyমেদে. I pledge that I shall someday repay this debt. Now untie me, will ya?"

> UNTIE UMBERTO

You release Umberto from the stake.

> UMBERTO, FOLLOW ME

"You bet!"

> NORTH

On An Asteroid

Your rocket ship is floating a hundred feet above you. Umberto follows faithfully.

> SOUTHWEST

Other Side of Asteroid

Umberto is right behind you every step of the way.

> AGAIN

On An Asteroid

Your rocket ship is floating a hundred feet above you. Like a loyal friend, Umberto stays at your side.

> JUMP UP

This asteroid has almost no gravity, and you jump upwards with ease...

In Space

Umberto arrives a second later.

> ENTER THE ROCKET SHIP

Your Spaceship

You can see a calendar and a packing crate here.

"Nice ship," says Umberto, who obviously knows a nice ship when he sees one.

> READ THE CALENDAR. OPEN THE PACKING CRATE

It's the Miss Solar System Calendar for 2036, currently open to February. February features Miss Ganymede, a stunning redhead in a see-through spacesuit. Her seductive pose leaves you aching.

Opening the packing crate reveals a sonic blaster.

> LOOK

Your Spaceship

This sleek rocket, built by Uranus Metalworks, is the fleetest little baby in the spacelanes. The controls are simple and well-labelled. The only exit is on the western side of the cabin.

You can see a calendar and a packing crate here. The packing crate contains a sonic blaster.

> EXAMINE THE CONTROLS

The controls consist of three buttons: a gray button marked "Lunar Base," a red button labelled "Ganymede City," and a brown button that reads "The Asteroid Where You Just Killed the Rock Creatures."

> TAKE THE SONIC BLASTER

Taken.

> INVENTORY

You are carrying a sonic blaster, a grenade pin, a pink feather duster, and a radium-powered radio.

> TURN ON THE RADIO

The radio hums to life. You tune in to your usual channel, currently filled with innocuous deep space chatter. Suddenly, a message blasts through louder than the rest. "Rayana, the daughter of Ganymede's King Menthos, has been kidnapped by the dreaded space pirates of Deimos. The King is offering a reward of one million ganymids for her safe return."

"The princess!" yells Umberto, stunned. "We are engaged to be married this very month! Help me rescue her, and you may claim the entire reward!"

> PUSH THE BUTTON

[Which button do you mean, the gray button, the red button, or the brown button?]

> RED

A plume of fire spews from the tail of the rocket. You lean forward to maintain your balance.

> WAIT

Time passes...

Ganymede appears through the viewport as a tiny disk.

> WAIT

Time passes...

You are now nearing Ganymede orbit. The landing thrusters kick on. Suddenly the ship rocks. "We've been hit!" Umberto shouts. "It's those scurvy pirates!" The ship dives toward the surface and crashes lightly just beyond the city limits.

"Just minor damages," Umberto reports after a cursory inspection. "If you can get me a welding torch and a zinc-plated gyroscope, I'll have her repaired in no time. While you're hunting up those parts, I'll find out where those lawless scum have taken Rayana." He dashes out of the ship. Through the viewport, you see him disappear among the narrow, twisting streets of Ganymede City.

> GET OUT OF THE ROCKET SHIP

Outskirts of the City

You are on the edge of Ganymede City, which has been called the roughest town in the solar system. Your rocket can be entered to the east. A dilapidated building lies to the north, and a seedy alley leads off to the southwest.

> ENTER THE SEEDY ALLEY

Alley

This is a blind alley, curving from the mouth of the alley, toward the northeast, to a featureless, unscalable wall just south of you.

Although it's a blind alley, you have no trouble seeing the pack of thieves and cutthroats which have just entered behind you.

> FIRE THE SONIC BASTER AT THE FEATURELESS WALL

[I don't know the word "baster."]

> OOPS BLASTER

Completely eerie—an explosion of this magnitude should make SOME noise, right? In any case, the silent explosion leaves a gaping hole in the wall to the south.

The lowlifes draw closer. They also draw knives.

> SOUTH

As you pass through the opening in the wall, it collapses behind you, blocking the pack of thieves.

Plush Bedroom

This luxurious boudoir is lined with soft cushions and draped with the sheerest silks you've ever seen. The carpet is so thick and soft that you remove your boots without even thinking about it. A delicious aroma fills the room.

A glass case stands next to the door at the eastern side of the room. The glass case contains a zinc-plated gyroscope.

> SMELL THE AROMA

[Scratch spot number nine, then hit the RETURN key.]

You remember that smell from a heady week you once spent among the vineyards of Io. Someone nearby is opening a bottle of potent champagne.

You hear a sound from the doorway, and spin around as a stunning redhead walks in with two glasses of sparkling champagne. "Ah... I was hoping for some company," she whispers huskily. Studying her as she dims the lights, you decide that Miss Ganymede is even more magnificent in the flesh than she is in the 2036 Miss Solar System calendar.

> TAME

Tame descriptions. (Yawn.)

"Shall we begin the screening of 'La Grande Illusion' now?" asks Miss Ganymede, continuing to dim the lights.

About the Author

Steve Meretzky (1957-) once enjoyed almost anything that was fun, and virtually everything that was illegal. Although still wanted in several states, he is now a married homeowner and spends most of his time doing the lawn.

Other works of interactive fiction by Steve Meretzky:

Planetfall

Sorcerer

The Hitchhiker's Guide to the Galaxy (with

Douglas Adams)

A Mind Forever Voyaging

Books by Steve Meretzky:

Zork: The Forces of Krill

Zork: The Malifestro Quest

Zork: The Cavern of Doom

Zork: Conquest at Quendor

SECTION II: ABOUT INFOCOM'S INTERACTIVE FICTION

An Overview

Interactive fiction is a story in which *you* are the main character. Your own thinking and imagination determine the actions of that character and guide the story from start to finish.

Each work of interactive fiction, such as *Leather Goddesses of Phobos*, presents you with a series of locations, sites, characters, and events. You can move from place to place, use the objects you find, and interact with the other characters, to affect the outcome of the story. An important element of interactive fiction is puzzle-solving. You should think of a locked door or a ferocious beast not as a permanent obstacle, but merely as a puzzle to be tackled. Solving puzzles will frequently involve bringing a certain item with you, and then using it in the proper way.

In *Leather Goddesses of Phobos*, time passes only in response to your input, with each input counting as one turn. Nothing happens until you type a sentence and press the RETURN (or ENTER) key, so you can plan your turns as slowly and carefully as you want.

To measure your progress, *Leather Goddesses of Phobos* keeps track of your score. You may get points for solving puzzles, performing certain actions, or visiting certain locations. You will also be assigned a rank based on your score.

Starting and Stopping

Starting the story: To load *Leather Goddesses of Phobos*, follow the instructions on the Reference Card in your package.

To get past the opening screen and into the story, just press your RETURN (or ENTER) key. You will then get a description of the opening location of the story, Joe's Bar. Then the prompt (>) will appear, indicating that *Leather Goddesses of Phobos* is waiting for your first input.

Here's a quick exercise to help you get accustomed to interacting with *Leather Goddesses of Phobos*. Type the following command first:

> INVENTORY

Then press the RETURN (or ENTER) key. *Leather Goddesses of Phobos* will respond by telling you what you are holding.

Then try:

> READ THE COMIC BOOK

After you press the RETURN (or ENTER) key, *Leather Goddesses of Phobos* will again respond. Now you decide what to do next.

Saving and restoring: It will probably take you many days to complete *Leather Goddesses of Phobos*. Using the SAVE feature, you can continue the story at a later time without having to start over from the beginning, just as you can place a bookmark in a book you are reading. SAVE puts a "snapshot" of your place in the story onto another disk. You should also save your place before (or after) trying something dangerous or tricky. That way, even if you get lost or "killed" in the story, you can return to your saved position.

To save your place in the story, type SAVE at the prompt (>), and then press the RETURN (or ENTER) key. Then follow the instructions for saving and restoring on your Reference Card. Some computers require a blank disk, initialized and formatted, for saves. Using a disk with data on it (not counting other *Leather Goddesses of Phobos* saves) may result in the loss of that data, depending on your computer. You can save your position as often as you like by using additional blank disks.

You can restore a saved position any time you want. To do so, type RESTORE at the prompt (>), and press the RETURN (or ENTER) key. Then follow the instructions on your Reference Card. You can then continue the story from the point where you used the SAVE command. You can type LOOK for a description of where you are.

Quitting and restarting: If you want to start over from the beginning, type RESTART and press the RETURN (or ENTER) key. (This is usually faster than re-booting.) Just to make sure, *Leather Goddesses of Phobos* will ask if you really want to start over. If you do, type Y or YES and press the RETURN (or ENTER) key.

If you want to stop entirely, type QUIT and press the RETURN (or ENTER) key. Once again, *Leather Goddesses of Phobos* will ask if this is really what you want to do.

Remember when you RESTART or QUIT : if you want to be able to return to your current position, you must first use the SAVE command.

Communicating with Infocom's Interactive Fiction

In *Leather Goddesses of Phobos*, you type your commands in plain English each time you see the prompt (>). *Leather Goddesses of Phobos* usually acts as if your commands be gin with "I want to..." although you shouldn't actually type those words. You can use words like THE if you want, and you can use capital letters if you want; *Leather Goddesses of Phobos* doesn't care either way.

When you have finished typing a command, press the RETURN (or ENTER) key. *Leather Goddesses of Phobos* will then respond, telling you whether your request is possible at this point in the story, and what happened as a result.

Leather Goddesses of Phobos recognizes your words by their first six letters, and all subsequent letters are ignored. The refore, SPACESHip, SPACESuits, and SPACESickness would all be treated as the same word by *Leather Goddesses of Phobos*.

To move around, just type the direction you want to go. Directions can be abbreviated: NORTH to N, SOUTH to S, EAST to E, WEST to W. NORTHEAST to NE, NORTHWEST to NW, SOUTHEAST to SE, SOUTHWEST to SW, UP to U, and DOWN to D. IN and OUT will also work in certain places.

Leather Goddesses of Phobos understands many different kinds of sentences. Here are several examples. (Note that some of these objects do not actually appear in *Leather Goddesses of Phobos*.)

- > WALK TO THE NORTH
- > GO DOWN
- > NE
- > TAKE THE WHIP
- > READ THE MANUAL
- > LIE DOWN ON THE BED
- > EXAMINE THE LARGE PULSATING POD
- > UNLOCK THE SPIKED HANDCUFFS
- > PUT THE HANDCUFFS ON THE STRANGER
- > SMEAR THE PEANUT BUTTER ON MY STOMACH
- > PUSH THE BLACK BUTTON
- > SHOOT THE VIBRATING RAY GUN AT THE HYPER-VENTILATING ALIEN
- > INJECT MY SISTER WITH THE APHRODISIAC
- > CLIMB THE FENCE
- > LOOK AT THE UNDULATING TENTACLES THROUGH THE ELECTRON MICROSCOPE

You can use multiple objects with certain verbs if you separate them by the word AND or by a comma. Some examples:

- > TAKE MELON AND WHIP
- > DROP THE SPIKED HANDCUFFS, THE CLEAR JELLY, AND THE AXE
- > PUT THE MALE RABBIT AND THE FEMALE RABBIT IN THE CAGE

You can include several sentences on one input line if you separate them by the word THEN or by a period. (Note that each sentence will still count as a turn.) You don't need a period at the end of the input line. For example, you could type all of the following at once, before pressing the RETURN (or ENTER) key:

- > PICK UP THE APPLIANCE. GO EAST THEN CLIMB IN THE HOT TUB. KISS PAT. IN. OUT. IN. OUT
- If *Leather Goddesses of Phobos* doesn't understand one of the sentences on your input line, or if something unusual happens, it will ignore the rest of your input line (see "Common Complaints" on page 22).

The words IT and ALL can be very useful. For example:

- > FEEL THE LEATHER VEST. TAKE IT. PUT IT ON
- > CLOSE THE HEAVY METAL DOOR. LOCK IT
- > TAKE THE BOTTLE OF PILLS. CLOSE IT. PUT IT IN THE DRAWER.
- > TAKE ALL
- > TAKE ALL THE NAUGHTY PHOTOS
- > DROP ALL BUT THE PIPE AND THE STICK OF INCENSE
- > TAKE ALL FROM THE MEDICINE CHEST
- > PUT ALL IN THE LARGE ORIFICE
- > GIVE ALL BUT THE PANTYHOSE TO THE ARRESTING OFFICER

The word ALL refers to every visible object except those inside something else. If there were an apple on the ground and an orange inside a cabinet, TAKE ALL would take the apple but not the orange.

There are three kinds of questions that *Leather Goddesses of Phobos* understands: WHO IS (someone), WHERE IS (something), and WHAT IS (something). For example:

- > WHO IS TIFFANY?
- > WHERE IS THE RUBBER HOSE?
- > WHAT IS A VENUSIAN SLIME BEAST?

You will meet other people and creatures in *Leather Goddesses of Phobos*. You can “talk” to these beings by typing their name, then a comma, then whatever you want to say to them. Here are some examples:

- > BUTCH, HELLO
- > UNCLE SMEDLEY, WHERE ARE MY PAJAMAS?
- > MASSEUSE, GIVE ME A MASSAGE
- > DOCTOR JECKYLL, PUT DOWN THAT NEEDLE
- > IRV, OPEN THE CLOSET DOOR. TAKE A SHIRT.
- > MENACING ALIEN, PICK UP THE MENACING ALIEN GUN THEN SHOOT YOURSELF

Notice that in the last two examples, you are giving a person more than one command on the same input line. But remember: Most people in the story don’t care for idle chatter. Your deeds will speak louder than your words.

You can use quotes to answer a question or say something “out loud.” For example:

- > SAY “HELLO”
- > ANSWER “YES”
- > REPLY “348”

Leather Goddesses of Phobos tries to guess what you really mean when you don’t give enough information. For example, if you say that you want to do something, but not what you want to do it to or with, *Leather Goddesses of Phobos* will sometimes decide that there is only one possible object you could mean. When it does so, it will tell you. For example:

- > UNLOCK THE DOOR

(with the key)

The door is now unlocked.

or

- > KILL THE RAPIST

(with the insurance policy)

You read the insurance policy to the rapist, who dies of boredom.

If your command is ambiguous, *Leather Goddesses of Phobos* will ask what you really mean. You can answer most of these questions briefly by supplying the missing information, rather than typing the entire input again. You can do this only at the very next prompt. For example:

- > COVER THE BODY

What do you want to cover the body with?

- > THE BLANKET

You drape the blanket loosely over poor Mrs. Filbert.

or

- > EAT THE MELON

Which melon do you mean, the honeydew melon or the casaba melon?

- > HONEYDEW

The honeydew melon is ripe and juicy.

Leather Goddesses of Phobos recognizes over 900 words, nearly all that you are likely to use in your commands. However, *Leather Goddesses of Phobos* uses many words in its descriptions that it will not recognize in your commands. For example, you might read, “The salesperson is busy showing some edible earrings to another customer, and doesn’t notice you pocketing the key.” If *Leather Goddesses of Phobos* doesn’t understand the phrases EDIBLE EARRINGS or OTHER CUSTOMER in your input, you can assume that you don’t have to refer to them to complete the story; they are only there to provide you with a more vivid description of where you are or what is going on.

Special Commands

Below are explanations for a number of useful one-word commands. In many cases, these will not count as a turn. Type the command after the prompt (>) and press the RETURN (or ENTER) key.

AGAIN—*Leather Goddesses of Phobos* will respond as if you had repeated your previous command. For instance, typing KILL THE RADIUM-POWERED ROBOT WITH THE SWORD then typing AGAIN would be like trying to kill the robot twice in a row. You can abbreviate AGAIN to G.

BRIEF—This command tells *Leather Goddesses of Phobos* to give you the full description of a location only the first time you enter it. On subsequent visits, *Leather Goddesses of Phobos* will tell you only the name of the location and the objects present. This is how *Leather Goddesses of Phobos* will normally act, unless you tell it otherwise using the VERBOSE or SUPERBRIEF commands. The SUPERBRIEF command tells *Leather Goddesses of Phobos* to display only the name of a place you have entered, even if you have never been there before. In this mode, *Leather Goddesses of Phobos* will not even mention which objects are present. Of course, you can always get a description of your location and the items there by typing LOOK. In SUPERBRIEF mode, the blank line between turns will be eliminated. This mode is meant for players who are already very familiar with the geography. The VERBOSE command tells *Leather Goddesses of Phobos* that you want a complete description of each location, and the objects in it, every time you enter a location, even if you've been there before.

DIAGNOSE—*Leather Goddesses of Phobos* will give you a medical report of your physical condition.

INVENTORY—*Leather Goddesses of Phobos* will list what you are carrying. You can abbreviate INVENTORY to I.

LEWD—This gives you the most risqué version of *Leather Goddesses of Phobos*. See “The Three Levels of Naughtiness” on page 13.

LOOK—This tells *Leather Goddesses of Phobos* to describe your location in full detail. You can abbreviate LOOK to L.

OOPS—If you accidentally mistype a word, such that *Leather Goddesses of Phobos* doesn't understand it, you can correct yourself at the next prompt by typing OOPS and the correct word. For example, if you typed HAND THE CHAIN SAW TO GARNDMA and were told “[I don't know the word 'garndma']” you could type OOPS GRANDMA rather than retyping the entire sentence.

QUIT—This lets you stop. If you want to save your position before quitting, follow the instructions in the “Starting and Stopping” section on page 17. You can abbreviate QUIT to Q.

RESTART—This stops the story and starts it over from the beginning.

RESTORE—This restores a previously saved position. See “Starting and Stopping” on page 17 for more details.

SAVE—This puts a “snapshot” of your current position on your storage disk. You can return to a saved position in the future using the RESTORE command. See “Starting and Stopping” on page 17 for more details.

SCRIPT—This command tells your printer to begin making a transcript of the story as you venture onwards. A transcript may aid your memory but is not necessary. It will work only on certain computers; read your Reference Card for details.

SUGGESTIVE—This gives you a moderately risqué version of *Leather Goddesses of Phobos*. See “The Three Levels of Naughtiness” on page 13.

STATUS—This will give you a bunch of information: your current mode of descriptiveness, the level of “adulthood” you're playing at, your score, a ranking based on your score, and the number of turns you've taken.

SUPERBRIEF—This command tells *Leather Goddesses of Phobos* to give you the sparest level of descriptiveness. See BRIEF above.

TAME—This gives you a very wholesome version of *Leather Goddesses of Phobos*. See “The Three Levels of Naughtiness” on page 13.

UNSCRIPT—This commands your printer to stop making a transcript.

VERBOSE—This command tells *Leather Goddesses of Phobos* to give you the wordiest level of descriptiveness. See BRIEF above.

VERSION—*Leather Goddesses of Phobos* responds by showing you the release number and the serial number of your copy of the story. Please include this information if you ever report a “bug” in the story.

WAIT—This will cause time in the story to pass. Nothing in the story will happen until you type a sentence and press the RETURN (or ENTER) key. You could leave your computer, take a nap, eat lunch, take a ride in a hovercraft, compose a sonnet about the mating habits of baboons, and return to the story to find that nothing has changed. You can use WAIT to make time pass in the story without doing anything. For example, if you met a talking baboon, you might WAIT to see if it will say anything; if you were in a moving hovercraft, you might WAIT to see where it goes. You can abbreviate WAIT to Z.

Tips for Novices

1. Draw a map. It should include each location and the directions connecting it to adjoining locations. When you find yourself in a new location, make a note of any interesting objects there. (See the small sample map that goes along with the sample transcript on page 14.) There are 10 possible directions (NORTH, SOUTH, EAST, WEST, NORTHEAST, NORTHWEST, SOUTHEAST, SOUTHWEST, UP, and DOWN) plus IN and OUT.

2. EXAMINE all objects you come across in the story.

3. TAKE all objects you come across in the story. Most objects that you can pick up are important for solving one or more of the puzzles you’ll run into.

4. Save your place often. That way, if you mess up or get “killed,” you won’t have to start over from the beginning. See page 17 for instructions.

5. Read the story carefully! There are often clues in the descriptions of locations and objects.

6. Try everything you can think of—even strange or dangerous actions are fun and may provide clues; you can always save your position first. Here’s a silly example:

> GIVE THE BASKETBALL TO THE LION

The lion takes an experimental bite out of the basketball but spits it out. It continues to gnaw on your leg.

Here you have a clue that maybe giving something more edible to the lion (that slab of raw meat?) might save your leg.

7. Unlike other “adventure games” you may have played, there are many possible routes to the end of *Leather Goddesses of Phobos*. If you get stuck on one puzzle, move on to another. Some puzzles have more than one solution; other puzzles don’t need to be solved at all. Sometimes you will have to solve one puzzle in order to obtain the item(s) or information you need to solve another puzzle.

8. You may find it helpful to go through *Leather Goddesses of Phobos* with another person. Different people may find different puzzles easy and can often complement each other.

9. If you really have difficulty, you can order a hint booklet and a complete map using the order form in your package. You don’t need this booklet to enjoy the story, but it will make solving the puzzles easier.

10. Read the sample transcript on page 14 to get a feel for how Infocom’s interactive fiction works.

11. You can word a command in many different ways. For example, if you were tired, or wanted to climb between the sheets for some other reason, you could type in any of the following:

> GET IN BED

> GET ONTO THE BED

> LIE DOWN ON THE BED

If you type in a command that *Leather Goddesses of Phobos* doesn’t understand, try rephrasing the command or using synonyms. If *Leather Goddesses of Phobos* still doesn’t understand your command, you are almost certainly trying something that is not important in continuing your adventure.

Common Complaints

Leather Goddesses of Phobos will complain if you type a command that confuses it completely. *Leather Goddesses of Phobos* will then ignore the rest of the input line. (Certain events, such as being attacked or walking into a wall, may also cause *Leather Goddesses of Phobos* to ignore the rest of your command, since the event may have changed your situation drastically.) Some of *Leather Goddesses of Phobos*'s complaints:

I don't know the word "_____". The word you typed is not in the story's vocabulary. Sometimes using a synonym or rephrasing will help. If not, *Leather Goddesses of Phobos* probably doesn't know the idea you were trying to get across.

You used the word "_____" in a way that I don't understand. *Leather Goddesses of Phobos* knows the word you typed, but couldn't use it in that sense. Usually this is because *Leather Goddesses of Phobos* knows the word as a different part of speech. For example, if you typed LOWER THE FLAG, you are using LOWER as a verb, but *Leather Goddesses of Phobos* might know LOWER only as an adjective, as in PRESS THE LOWER BUTTON.

There was no verb in that sentence! Unless you are answering a question, each sentence must have a verb (or one of the special commands).

There seems to be a noun missing in that sentence. This usually means your sentence was incomplete, such as EAT THE BLUE or PUT THE BOOK IN THE.

There were too many nouns in that sentence. An example is PUT THE SOUP IN THE BOWL WITH THE LADLE, which has three noun "phrases," one more than *Leather Goddesses of Phobos* can digest in a single action.

Come again? You pressed the RETURN (or ENTER) key without typing anything.

You can't see any_____ here! The object you referred to was not accessible. It may be somewhere else, for instance, or present but in a closed container.

The other object[s] that you mentioned isn't [aren't] here. You referred to one or more objects in the same sentence, some of which aren't present or accessible.

You can't use multiple [in]direct objects with "_____". You can use multiple objects (that is, nouns or noun phrases separated by AND or a comma) or the word ALL only with certain verbs. Among the more useful of these verbs are TAKE, DROP, and PUT. An example of a verb that will not work with multiple objects is EXAMINE; you couldn't say EXAMINE ALL or EXAMINE THE BOWL AND THE SWORD.

You can't go that way. There is no passage or exit in the direction you want to move.

That sentence isn't one I recognize. The sentence you typed may have been gibberish, such as TAKE ROPE WITH READ. Or you may have typed a reasonable sentence but used a syntax that *Leather Goddesses of Phobos* does not recognize, such as REACH UNDER THE GARMENT. Try rephrasing the sentence.

We're Never Satisfied

Here at Infocom, we take great pride in the quality of our stories, spending months on the tiniest detail. Even after the disks are "out the door," we keep improving, honing, and perfecting.

Your input is important. Despite a load of testing, some "bugs" lie dormant until thousands of you begin brutally assaulting the program in your various inimitable fashions. If you find a bug, or if you think a certain puzzle was too hard or too easy, or if you just want to tell us what a lascivious group of degenerate perverts we are, drop us a note! We love every excuse to stop working, and a letter from you is just such an excuse! Write to:

Infocom, Inc.
125 CambridgePark Drive
Cambridge, MA 02140
Attn: TRENT or TIFFANY

If You Have Technical Problems

You can call the Infocom Technical Support Team to report "bugs" and technical problems, but not for hints to solve puzzles, at (617) 576-3190. If your disk develops a problem within ninety (90) days after purchase, we will replace it at no charge. Otherwise, there is a replacement fee of \$5 (U.S. funds). If you call to report a bug, please provide your release number, which you can find by typing VERSION. Please return your registration card if you'd like to be on our mailing list and receive our newsletter.

Copyright and Warranty Information

Limited Warranty

This software product and the attached instructional materials are sold "AS IS," without warranty as to their performance. The entire risk as to the quality and performance of the computer software program is assumed by the user.

However, to the original purchaser of a disk prepared by Infocom and carrying the Infocom label on the disk jacket, Infocom, Inc. warrants the medium on which the program is recorded to be free from defects in materials and faulty workmanship under normal use and service for a period of ninety (90) days from the date of purchase. If during this period a defect on the medium should occur, the medium may be returned to Infocom, Inc. or to an authorized Infocom, Inc. dealer, and Infocom, Inc. will replace the medium without charge to you. Your sole and exclusive remedy in the event of a defect is expressly limited to replacement of the medium as provided above. This warranty gives you specific legal rights and you may also have other rights which vary from state to state.

THE ABOVE WARRANTIES FOR GOODS ARE IN LIEU OF ALL WARRANTIES, EXPRESS, IMPLIED, OR STATUTORY, INCLUDING, BUT NOT LIMITED TO, ANY IMPLIED WARRANTIES OF MERCHANTABILITY AND FITNESS FOR A PARTICULAR PURPOSE AND OF ANY OTHER WARRANTY OBLIGATION ON THE PART OF INFOCOM, INC. SOME STATES DO NOT ALLOW LIMITATIONS ON HOW LONG AN IMPLIED WARRANTY LASTS, SO THE ABOVE LIMITATION MAY NOT APPLY TO YOU. IN NO EVENT SHALL INFOCOM, INC. OR ANYONE ELSE WHO HAS BEEN INVOLVED IN THE CREATION AND PRODUCTION OF THIS COMPUTER SOFTWARE PROGRAM BE LIABLE FOR INDIRECT, SPECIAL, OR CONSEQUENTIAL DAMAGES, SUCH AS, BUT NOT LIMITED TO, LOSS OF ANTICIPATED PROFITS OR BENEFITS RESULTING FROM THE USE OF THIS PROGRAM, OR ARISING OUT OF ANY BREACH OF THIS WARRANTY. SOME STATES DO NOT ALLOW THE EXCLUSION OR LIMITATION OF INCIDENTAL OR CONSEQUENTIAL DAMAGES, SO THE ABOVE LIMITATION MAY NOT APPLY TO YOU.

N.B. After the warranty period, a defective Infocom disk may be returned to Infocom, Inc. with a check or money order for \$5.00 U.S. funds for replacement.

Copyright

The enclosed software product is copyrighted and all rights are reserved by Infocom, Inc. It is published exclusively by Infocom, Inc. The distribution and sale of this product are intended for the use of the original purchaser only and for use only on the computer system specified. Lawful users of this program are hereby licensed only to read the program from its medium into memory of a computer solely for the purpose of executing the program. Copying (except for one backup copy on those systems which provide for it—see Reference Card), duplicating, selling, or otherwise distributing this product is a violation of the law.

This manual and all other documentation contained herein are copyrighted and all rights reserved by Infocom, Inc. These documents may not, in whole or in part, be copied, photocopied, reproduced, translated, or reduced to any electronic medium or machine-readable form without prior consent, in writing, from Infocom, Inc.

Willful violations of the Copyright Law of the United States can result in civil damages of up to \$50,000 in addition to actual damages, plus criminal penalties of up to one year imprisonment and/or \$10,000 fine.

Leather Goddesses of Phobos and *A Mind Forever Voyaging* are trademarks of Infocom, Inc. *Planetfall* and *Sorcerer* are registered trademarks of Infocom, Inc. *The Hitchhiker's Guide to the Galaxy* is a trademark of Douglas Adams.

© 1986 Infocom, Inc.
Printed in U.S.A.

Quick Reference Guide

1. To start the story (“boot up”), see the separate Reference Card in your *Leather Goddesses of Phobos* package.

2. When you see the prompt (>) on your screen, *Leather Goddesses of Phobos* is waiting for your input. There are four kinds of sentences or commands that *Leather Goddesses of Phobos* understands:

A. Direction commands: To move from place to place, just type the direction you want to go: NORTH, SOUTH, EAST, WEST, NORTHEAST, NORTHWEST, SOUTHEAST, SOUTHWEST, UP, DOWN, IN, or OUT.

B. Actions: Just type whatever you want to do. Some examples: READ THE BOOK or OPEN THE DOOR or LOOK THROUGH THE WINDOW or GIVE THE BALL TO THE CAT. Once you’re familiar with simple commands, try the more complex ones described in “Communicating with Infocom’s Interactive Fiction” on page 18.

C. Commands given to other characters: To talk to characters in the story, type their name, then a comma, then what you want to say to them. For example: FRED, TELL ME ABOUT THE STORM or OLD MAN, FOLLOW ME.

D. Special commands: Some commands, such as INVENTORY or DIAGNOSE, give you specific information or affect your output. A list of these appears in the “Special Commands” section on page 20.

3. After typing your sentence or command, you must press the RETURN (or ENTER) key before *Leather Goddesses of Phobos* will respond.

4. On most computers, your screen will display a special line called the status line. It tells you the name of your current location, your score, and the number of turns you have taken so far in the story.

5. You can pick up and carry many of the items you’ll find in the story. For example, if you type TAKE THE TUBE OF JELLY, you will be carrying it. Type INVENTORY to see a list of the items you are carrying.

6. When you want to stop, save your place for later, or start over, read the “Starting and Stopping” section on page 17.

7. If you have trouble, refer to the specific section of the manual for more detailed instructions.

