

DAYS OF *Thunder*

TM




DON SIMPSON/JERRY BRUCKHEIMER
FILMS




TM and © 1990 Paramount Pictures. All rights reserved

DAYS OF *Thunder*

TM



MINDSCAPE




The program code and graphic representation are the copyright of Mindscape International Limited and may not be reproduced, stored, hired, or broadcast in any form whatsoever without the written permission of Mindscape International Limited. All rights are reserved worldwide.

This software product has been carefully developed and manufactured to the highest quality standards. Please read the instructions carefully.

If for any reason you have difficulty in running the program and believe that the product is defective, please return it directly to:

Customer Services
Mindscape International
The Coach House
Hooklands Estate
Scaynes Hill
West Sussex
RH17 7NG

Our quality control department will test the product and supply an immediate replacement if we find a fault. If we cannot find a fault the product will be returned to you at no charge. Please note this does not affect your statutory rights.



RUN/STOP will quit the race or qualifying session and return to the title screen. To pause the game press F7.

Spectrum 48/128 cassette & +3 disk. Loading Instructions

48K Cassette:

Make sure that the cassette is fully rewound.
Type LOAD "" then press play on the tape deck..

128K Cassette and +3 Disk:

Make sure the cassette is fully rewound or that the disk is inserted label side up.

Select LOADER option from the menu when you turn the computer on.

Controls

Use a Sinclair or Kempston joystick.
Left and Right steer the car on the track.
Up will speed up the car.
Down will slow the car.
Hold down Fire and press Up to go up a gear.Hold down Fire and press Down to go down a gear.

Default Key Controls

Q - Up
O - Left
F - Pause
SPACE - Fire
A - Down
P - Right
R - Restart (quit)

What you need:

Commodore 64/128 (128 in 64 mode)

A cassette or disk drive
A joystick
A colour TV or Monitor

Spectrum 48/128 and +2 or +3

A Sinclair or Kempston joystick (or use keyboard)
A colour TV or Monitor

Please note: Spectrum users with 128K will have enhanced features to the game. The disk version is only compatible with the Sctrum +3.

Commodore 64/128 Loading Instructions

Cassette:

Make sure the tape is fully rewound.
Hold down SHIFT and press RUN/STOP.
Press play on the cassette deck.

Disk:

Load "", 8, 1 then press RETURN.

Controls

Place the joystick in Port 2.
Left and Right steers the car on the track.
Up will speed up the car.
Down will brake and slow the car..

Hold down Fire and push Up to go up a gear. Hold down Fire and pull Down to go down a gear.

The Game

Mindscape brings you true 'Days of Thunder' excitement straight from the incredible Paramount Pictures film. All the fast-paced movie action comes right into your living room on your home computer.

Take the wheel in your very own 200mph+ stock car! As you shift into high gear, you'll watch every other driver slip into your rear view mirror..or will you? Test your driving skill and and see if you have a chance to bring home Daytona. Give everything you've got and go for the Championship!

In order to take part in a race you must face a few laps on an empty track to get a qualifying grid position. As you go from track to track your ultimate aim is to be good enough to get a shot at the last race of the season at Daytona - the Championship race. Good luck!

The Pitstop

During the race your tyres, engine and fuel level will need attention. You can go into the pits on the left side of the start straight and make some repairs. First you must jack the car up either side so the tyres can be changed. To drop the car back down, click on the jack once more. To change a tyre click on the tyre in the stack. To refuel, make sure the car is level and start adding gas. Once you are all set, press on the 'G' button and you'll be off.

Make sure that you don't enter the pits too fast or you'll never stop in time!

Driving Hints

Good drivers don't hit other cars - so try and overtake your opponents without too much damage, after all it will probably be you who loses out most.

Each track requires it's own distinct driving style to win. Learn the correct gear and speed required to keep your racing line on the banked curves.

The key to success is a good qualifying position, so give it all you've got and go for pole!