


# ALPHABET ZOO™





## A NOTE TO PARENTS

Any child 3 to 8 years old will enjoy this game.

ALPHABET ZOO contains two exciting maze games that are fun and educational. Colorful pictures and delightful music accompany both parts of the program.

In The Letter Game, kids race through the maze to capture the first letter of the picture shown in the middle of the screen. The Spelling Game challenges young players to pick up the letters in the correct order to spell the word pictured on the screen.

ALPHABET ZOO helps children strengthen their letter recognition skills as they associate letters of the alphabet with the sounds that they represent. The game also sharpens spelling skills and makes spelling fun for the child. ALPHABET ZOO will provide your children with fun at every turn of the maze.

## GETTING STARTED

### ATARI®:

1. Turn the computer off.
2. Insert cartridge and turn the computer on. The opening title will appear shortly on the screen. (If using the ATARI 800, be sure that the cartridge is in the left slot.)
3. To reset the game at any time, press the **START** key.

### COMMODORE 64™:

1. Turn the computer off.
2. Insert cartridge and turn the computer on. The opening title will appear shortly.
3. To reset the game at any time, press the **X** key.

**NOTE:** TURN OFF THE COMPUTER BEFORE REMOVING THE CARTRIDGE.

To start the game, move the joystick until it is on the start option, then press the button on the joystick.



## CHOOSING OPTIONS:

Use the joystick to choose the different game options. Press the joystick button to change the following options:

### PLAYERS

One or two players can enjoy ALPHABET ZOO.

For **one player**, pick a character for PLAYER 1 and leave PLAYER 2 blank.

For **two players**, pick different characters for PLAYERS 1 and 2.

### LETTERS

You can play Game #1 with all capital letters, all small letters or a mixture of both.

**ABC** — all capital letters

**abc** — all small letters

**Abc** — mixed small and large letters

Use the joystick button to choose a combination.

Game #2 is played with all small letters.



## LEVEL

The level control allows you to choose the letters used and the difficulty of the game.

In **Game #1** the level determines which letters will be picked.

Level 1 uses the easiest consonants: **F, D, M, G & S.**

Level 2 uses: **B, T, W, N, P & J.**

Level 3 uses the most difficult consonants: **C, K, H, L, R & V.**

Level 4 uses **all of the consonants.**

Level 5 uses the vowels: **A, E, I, O & U.**

Level 6 uses the **entire alphabet.**

In **Game #2** the level determines the length of the words.

Level 1 uses **two and three letter words.**

Level 2 uses **four letter words.**

Level 3 uses **five letter words.**

Level 4 uses **six letter words.**

Level 5 is the hardest, using **seven to nine letter words.**

Level 6 **varies the word length from two to nine letter words.**



GAME

# 1


## THE LETTER GAME


The game begins by drawing a maze on the screen, with a picture in the center. Use your character to search for the first letter of the picture on the screen. For example, if there is a picture of a MONKEY, then go out and get all the M's that you can before time runs out. When you grab the right letter, the word will be spelled out on the top of the screen.

Move your character through the maze until you find the right letter. Catch it by putting your character over the letter. Then press the button on the joystick to grab it.

To jump around the maze, land your character on one of the hyperspace circles in the corners and press the button on the joystick. This will hyperspace you to another part of the maze.

Don't stop until you've caught all of the right letters or until you run out of time. When you're done with each round, press the button on the joystick to go on.



GAME **2****THE  
SPELLING  
GAME**

In the spelling game, your character has to maneuver around the maze and pick up all the letters to spell the word in the middle of the maze. For example, if there is a picture of a COW, you have to capture a C then a O, and then a W.

To capture a letter, just move your character with the joystick until you land on the right one. Then press the button on the joystick and grab it.

To jump around the maze, land on a colored hyperspace circle and press the joystick button. This will fly you to another section of the maze.

Once you've finished the round, press the button on the joystick.

**ALPHABET ZOO™**  
Proof of Purchase

**Dale Disharoon**, author of ALPHABET ZOO, is a teacher, programmer and classical guitarist who specializes in educational games for young children.

**Programmers:** James Bach, Scott Bailey

**Program Illustrator:** Bill Groetzinger

**Package and Instruction Booklet**

**Illustration:** Bill Morrison

This software product is copyrighted and all rights are reserved by Spinnaker Software Corporation. The distribution and sale of this product are intended for the use of the original purchaser only and for use only on the computer system specified. Lawful users of this program are hereby licensed only to read the program from its medium into memory of a computer for the purpose of executing this program. Copying, duplicating, selling or otherwise distributing this product is hereby expressly forbidden.

Atari is a registered trademark of Atari, Inc.  
Commodore 64 is a trademark of Commodore Electronics, Ltd.

ALPHABET ZOO computer program is a trademark of Spinnaker Software Corp.

