TECHNO COP™

LOADING INSTRUCTIONS

COMMODORE 64/128 Cassette
1. Set up your system and plug in a joystick into port 2.
2. Insert cassette into cassette unit. Press SHIFT and RUN/STOP keys simultaneously. Press PLAY on the cassette unit. The program will load and run automatically.
3. When the title screen appears, press the FIRE button to begin the game.
4. Follow on screen prompts.

Commodore 64/128 Disk
1. Set up your system and plug a joystick into port 2.
2. Insert the disk into the drive. Type LOAD"*",8,1 and press RETURN.
3. When the title screen appears, press the FIRE button to begin the game.
4. During the game, follow the on-screen messages that tell you when to turn the disk over.

Atari ST
1. Set up your system and plug a joystick into joystick port 1 and your mouse/joystick into port 0.
2. Insert the TECHNOCOP disk, label side up, into drive A and turn on your system.
3. When the disk directory appears, double-click on TECHNO.PRG. The program loads and the title screen appears.
4. During the game, follow the on-screen messages that tell you when to insert disk B.

Commodore Amiga
1. Set up your system and plug a joystick into port 2.
2. If you have an Amiga 500 or 2000, insert the TECHNOCOP disk into the drive and turn on your system. The program loads and the title screen appears.
3. If you have an Amiga 1000 with external memory, detach the external memory. Insert a disk containing Kickstart version 1.2 into the drive and turn on your system. When asked to insert the Workbench disk, insert the TECHNOCOP disk instead. The program will automatically load.

IBM PC and Compatibles
1. Set up your system, following instructions in your owner's manual.
2. If your system boots from a floppy disk drive, insert the DOS disk into drive A and turn on the system. If your system boots from a hard drive, turn on the system.
3. After DOS boots, remove the DOS disk from A (if applicable) and insert the TECHNOCOP disk, label side up.
4. If your system boots from a floppy drive, type TECH and press ENTER. If your system boots from a hard drive, type A: and press ENTER. Then type TECH and press ENTER again.
5. A menu appears with options for slow, moderate and fast play. Type the number for the option you want.
6. A screen appears asking you if you want to use a joystick. If you want to use a joystick type Y, then follow the on-screen instructions to calibrate your joystick. After you type N or calibrate your joystick, the title screen appears.

SCENARIO
You're a Technocop, a member of the most elite crime fighting force in the country, called the ENFORCERS. Your mission is to capture, at any cost, ruthless criminals who paralyze the city unless you stop them.

[illegible]

CONTROLS

VMAX Console
The illustration below shows the Atari ST version of the VMAX console. VMAX console instruments may appear in slightly different locations in other versions of TECHNOCOP.

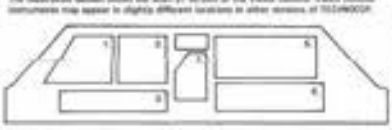

1 – Tachometer
2 – Speedometer
3 – Score Indicator
4 – Gear Indicator
5 – Crime Computer
6 – Percent Operable Indicator

[illegible]

DRIVING THE VMAX

[illegible]

FIRE BUTTON – Fire Weapon

KEYBOARD CONTROLS (IBM / PC ONLY)

[illegible]

ON THE ROAD

[illegible]

VMAX WEAPONRY

[illegible]

CRIME IN PROGRESS

[illegible]

TRACKING AND TERMINATING THUGS

[illegible]

WRIST COMMAND CONSOLE

[illegible]



1 – Crime Computer
2 – Life Counter
3 – Health Indicator
4 – Radar
5 – Crime Clock
6 – Strength Indicator
7 – Score Status
8 – GUN/NET Indicator

[illegible]

TECHNOCOP SELF DEFENCE

[illegible]

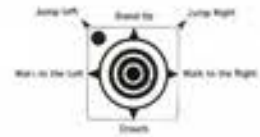

FIRE Button – Shoot Gun or Net.

KEYBOARD CONTROLS (IBM / PC ONLY)

[illegible]

ELEVATOR CONTROLS

[illegible]

TIPS

Survival Strategies

[illegible]

PERFORMANCE ASSESSMENT

[illegible]

SCORING

[illegible]

ADDITIONAL FEATURES

Turning Sound On/Off
[illegible]

Pausing a Game
[illegible]

Starting a New Game
[illegible]

Saving a Game
[illegible]

Resuming a Saved Game
[illegible]

Ending a Session
[illegible]

JOYSTICK AND KEYBOARD MOVES

[illegible]

CREDITS

[illegible]

© 1988 Gremlin Graphics Software Ltd. All rights reserved. [illegible]

GRAY MATTER

TECHNO COP™

INSTRUCTIONS DE CHARGEMENT

COMMODORE 64/128 Cassette

[illegible]

Commodore 64/128 Disquette

[illegible]

Atari ST

[illegible]

Commodore Amiga

[illegible]

IBM PC et Compatibles

[illegible]

SCENARIO

[illegible]

COMMANDES

Console du VMAX

[illegible]

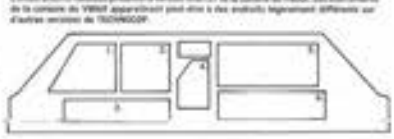

[illegible]

POUR CONDUIRE LE VMAX

[illegible]



[illegible]

COMMANDES DU CLAVIER (POUR IBM PC SEULEMENT)

[illegible]

SUR LA ROUTE

[illegible]

ARMEMENT DU VMAX

[illegible]

CRIME EN TRAIN D'ETRE COMMIS

[illegible]

POUR SUIVRE LA TRACE DES GANGSTERS ET LES ELIMINER

[illegible]

CONSOLE DE COMMANDE DE LA MONTRE-BRACELET

[illegible]

[illegible]

AUTO-DEFENSE POUR TECHNOCOP

[illegible]

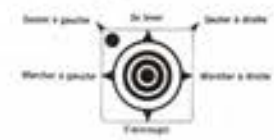

[illegible]

COMMANDES DU CLAVIER (IBM PC SEULEMENT)

[illegible]

COMMANDES DE L'ASCENSEUR

[illegible]

CONSEILS

Stratégies de Survie

[illegible]

EVALUATION DE PERFORMANCE

[illegible]

COMPTAGE DES POINTS

[illegible]

FONCTIONS SUPPLEMENTAIRES

[illegible]

COUPS AVEC LE MANCHE A BALAI ET LE CLAVIER

[illegible]

GENERIQUE

[illegible]

© 1988, Gremlin Graphics Software Ltd. [illegible]

[illegible]

TECHNO COP™

ISTRUZIONI DI CARICAMENTO

Commodore 64/128 Cassetta

[illegible]

Commodore 64/128 Dischetto

[illegible]

Atari ST

[illegible]

Commodore Amiga

[illegible]

IBM Pc e Compatibili

[illegible]

SCENARIO

[illegible]

CONTROLLI

Plancia VMAX

[illegible]

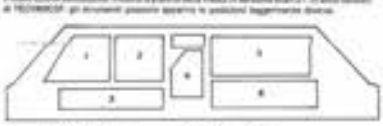

[illegible]

GUIDA DELLA VMAX

[illegible]

CONTROLLI TASTIERA (SOLO IBM PC)

[illegible]

SU STRADA

[illegible]

ARMAMENTO DELLA VMAX

[illegible]

CRIMINE IN ATTO

[illegible]

SCOVARE ED ELIMINARE DELINQUENTI

[illegible]

PANNELLO COMANDI DA POLSO

[illegible]



[illegible]

AUTODIFESA DI TECHNOCOP

[illegible]

CONTROLLI TASTIERA (SOLO IBM PC)

[illegible]

CONTROLLI ASCENSORE

[illegible]

SUGGERIMENTI

[illegible]

VALUTAZIONE PRESTAZIONI

[illegible]

PUNTEGGIO

[illegible]

ALTRE CARATTERISTICHE

[illegible]

MOVIMENTI JOYSTICK E TASTIERA

[illegible]

TITOLI

[illegible]

MARCHIO DELLA GREMLIN

[illegible]

TECHNO COP™

LADEANWEISUNGEN

[illegible]

SZENARIO

[illegible]

STEUERBEFEHLE

[illegible]

[illegible]

SO FÄHRT MAN DEN VMAX

[illegible]

TASTATURSTEUERUNG (NUR BEIM IBM PC)

[illegible]

AUF DER STRASSE

[illegible]

DIE WAFFEN DES VMAX

[illegible]

EIN VERBRECHEN WIRD BEGANGEN

[illegible]

AUFFINDEN UND VERNICHTEN VON SCHLÄGERTYPEN

[illegible]

ANGABEN AUF DER COMPUTERARMBANDUHR

[illegible]

[illegible]

TECHNOCOP SELBSTVERTEIDIGUNG

[illegible]

TASTATURSTEUERUNG (NUR BEIM IBM PC)

[illegible]

FAHRSTUHLSTEUERUNG

[illegible]

HINWEISE

[illegible]

LEISTUNGSBEURTEILUNG

[illegible]

PUNKTE

[illegible]

ZUSÄTZLICHE STEUERUNGSMÖGLICHKEITEN

[illegible]

JOYSTICK UND TASTATURSTEUERUNGEN

[illegible]

AUTORENHINWEIS

[illegible]