


**MUSE**<sup>TM</sup>  
SOFTWARE



**CASTLE  
WOLFENSTEIN<sup>TM</sup>**

**FOR ATARI**

For Atari 400 or 800 with 32K.

© Copyright 1983 Muse Software, Inc.

# Castle Wolfenstein™

*By Silas Warner*

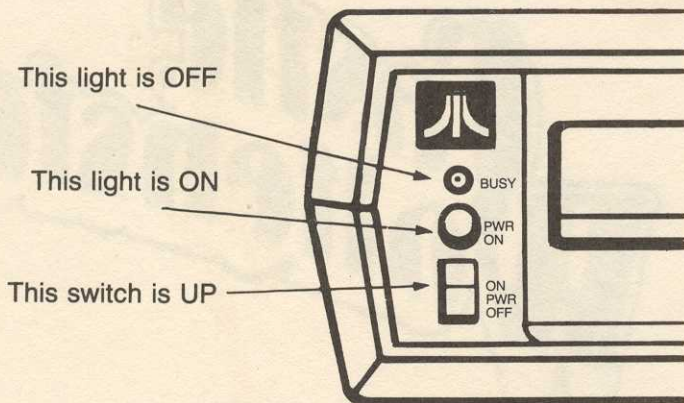
Published by

**MUSE™**  
**SOFTWARE**

347 N. Charles Street  
Baltimore, Maryland 21201

Copyright © 1983  
All rights reserved  
For Atari 400 or 800 with 32K.  
Atari is a TM of Atari Corp.

**Insert or remove the disk only when:**



**DO NOT UPDATE this disk with other versions of the disk operating system (DOS). If you do it will destroy this program disk.**

REPLACEMENT - If this disk becomes worn or damaged, MUSE Software will gladly replace it. Send the damaged disk with proof of purchase and \$10.00 to:

MUSE Software  
347 N. Charles Street  
Baltimore, MD 21201

**WARNING - Castle Wolfenstein™ reads and writes the program disk during loading and play. DO NOT remove the disk while the disk drive is active as it may destroy the program disk.**



## CASTLE WOLFENSTEIN™

World War II is raging across Europe, and Castle Wolfenstein has been occupied by the Nazis and converted into their HQ.

You have just been captured behind enemy lines and await interrogation and torture by the dreaded SS in the dungeons of Castle Wolfenstein. A dying cellmate bequeaths you your only hope - a gun and ten bullets.

*Your Mission:*

Find the war plans and escape from Castle Wolfenstein *ALIVE!*



## Starting the game:

Boot the program disk. When the title page appears press START to display the selection page and your present rank.

### *From the selection page:*

Press 0, 1 or 2 to select the type of controls you will be using and start the game.

Press CTRL-N to generate a new castle. After pressing CTRL-N, the screen will display the options available. To generate a new castle and retain your present rank, press SELECT. To generate a new castle and reset your rank to Private, press OPTION. To exit to the selection page without generating a new castle, press START.

---

## Playing the game:

Your escape from Castle Wolfenstein starts in the lowest level of the castle. You will always start in the same castle until you escape from it or generate a new one and you will always start with a gun and ten bullets. The guards won't see you until you make a move, then watch out!


Each room in the castle has at least one doorway that leads to an adjoining room or a stairway that leads to another level of the castle.

As you roam from room to room, trying to find the chest that contains the war plans and the doorway to freedom, you will have to shoot your way past guards and SS stormtroopers. You can replenish your supply of bullets and acquire other supplies by searching guards and opening supply chests. If you're caught with the war plans they are lost and you should start a new castle.

If you search a dead or surrendered guard and find some items that you need, they will automatically be transferred to your supply. However, bullets will be transferred only if the guard's clip contains more bullets than your clip.

You will need to move quickly, so you will be limited to a maximum of 10 bullets, 3 grenades, keys, a bulletproof vest, a uniform and the war plans for Operation Rheingold.

- 1 - Doorway
- 2 - Guard
- 3 - Dead guard
- 4 - You
- 5 - Stairs
- 6 - Door
- 7 - S.S.
- 8 - Chest



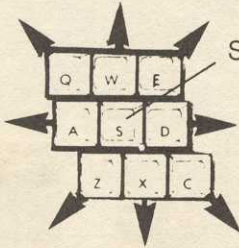
---

## Aiming and Moving Controls

---

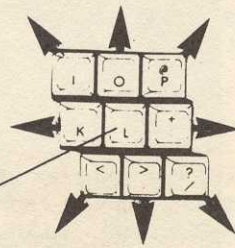
### Keyboard:

Moving Keys



S Key: Stop movement

Aiming Keys



L Key: Holster Gun

---

### One Joystick:

Direction of Movement—  
or Aim

Press to Aim  
Release to Move



Plug Into Socket #1

---

### Two Joysticks:

Direction of Movement

Direction of Aim

Throw  
Grenade

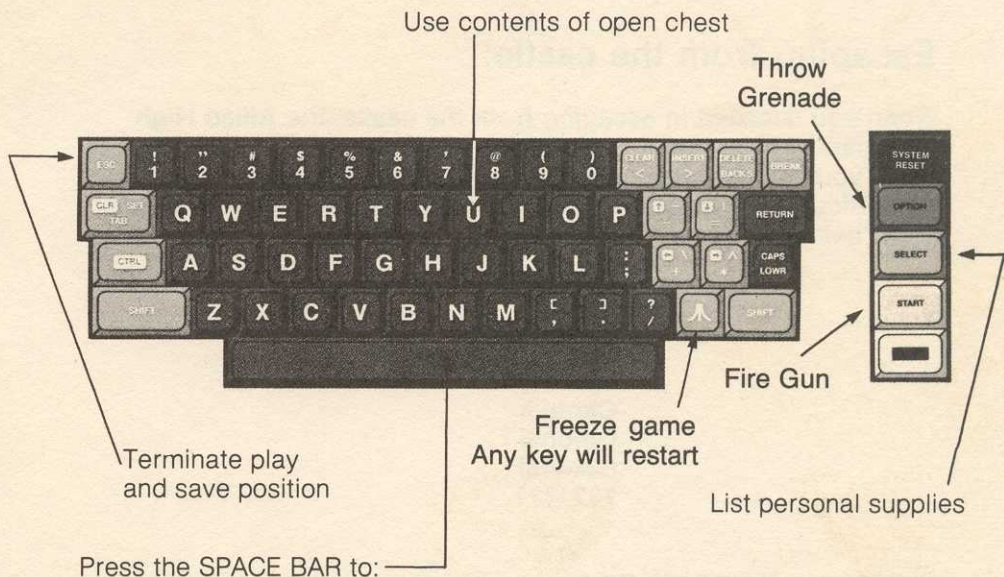
Fire  
Gun



Plug Into  
Socket #1

Plug Into  
Socket #2

## Game Control Keys



Search Guards - Stand over or aim your gun at the dead or surrendered guard and press the space bar.

Unlock Doors - Aim your gun at the door and press the space bar. Doors can also be shot open.

Unlock Chests - Aim your gun at the chest and press the space bar. The time it takes to open a chest may be shortened by shooting at the chest and pressing the space bar again. Detonating a chest of explosives not only kills you but generates a new castle as well.



---

## Saving your position:

To terminate play and save your position, press ESC. You will return to that position whenever the game is resumed.

## Escaping from the castle:

When you succeed in escaping from the castle, the Allied High Command will consider promoting you. If you escape with the war plans you will definitely receive a promotion. With each promotion the difficulty of escaping the next castle increases. The ranks are listed below:

Private  
Corporal  
Sergeant  
Lieutenant  
Captain  
Colonel  
General  
???????

## German translations:

The following dictionary will help you understand what the guards are saying.

Achtung!	— Attention!
Halt!	— Stop!
Feuer!	— Fire!
Folgen	— Follow
Kamerad	— I surrender
Kaputt	— All over
Schweinhund!	— *#%\$#†!

**W**orld War II rages across Europe... Castle Wolfenstein is occupied by the army of the Reich and converted into battle-front headquarters. You have been captured and brought to the Castle for interrogation by the dreaded SS. From a hiding place behind the stones of the dungeon a dying cellmate produces a Mauser M-98 pistol fully loaded with ten bullets and gives it to you. Your new mission: Find the Nazi war plans and escape Castle Wolfenstein *alive*.

Castle Wolfenstein™ is an action adventure game from MUSE demanding fast thinking and quick manual response. Use game paddles, joystick, or your computer keyboard . . . Castle Wolfenstein™ generates an unlimited variety of castle layouts, each more difficult to escape than the last. For the Atari 400 and 800 with 32K.

---



**Muse Software™**

347 N. CHARLES STREET  
BALTIMORE, MD 21201  
(301) 659-7212