


ATARI 7800™ Game Manual



Introducing the Ms.

Pac-Man™ is in love! And what a star his sweetheart is, with her red ribbon and long eyelashes. Just like her leading man, Ms. Pac-Man™ chomps her way through mazes as she battles four ghosts. Round and round, back and forth, across the stage she races as she gobbles up dots, energy pills, teddy bears, fruit, and pretzels.

Can she escape the marauding ghosts? Or will this be her final curtain? Will Pac-Man ever see his lady love again?

Getting Started


1. Insert the Ms. Pac-Man cartridge into your ATARI® 7800™ ProSystem as explained in your Owner's Manual, and turn on your console.
2. Plug a controller into the left controller jack for one player, and another into the right controller jack for two players.
3. Move the controller handle forward or backward, or press **[Select]** to choose a one- or two-player game. Move the controller handle to

the left or right to choose a maze difficulty level: Teddy Bear, Cherries, Strawberry, Orange, Pretzel, Apple, Pear, Banana.

4. Ms. Pac-Man will move in the direction you move the controller handle.
5. Press **[Pause]** to pause a game; press it again to resume play.

On with the Show!

Cast of Characters



One, the Only. . . Pac-Man!

Ms. Pac-Man Meets the Ghosts

Ms. Pac-Man appears at center stage. To earn a curtain call, she must eat all the dots in each maze without being gobbled up by the ghosts.

And she knows how to stall them. If she swallows one of the four energy pills, the ghosts change into blue costumes. She must chase them down and devour them before they change back again.

As Ms. Pac-Man finishes each round, a new fruit or pretzel appears on the screen, and the chase continues. Faster and faster she runs as she turns a corner here, avoids a trap there. The ghosts aren't far behind! Quickly she swallows an energy pill, then turns on them. But before she can bat her eyelashes, the ghosts change back and the chase is on again!

The Plot Thickens!

This is one tough performance. Ms. Pac-Man must scramble through four different maze patterns. And the mouth-watering teddy bears, fruit, and pretzels that bounce across the stage try

to lure her toward the ghosts.

Fortunately, she has five lives in each show. But once they're gone, her performance is over—and so is the game!

But she can earn an encore. If she gets through the banana maze, Ms. Pac-Man enters the random fruit mazes. So hold your applause until the final curtain!

Stage Directions

Make sure Ms. Pac-Man eats the dots as quickly as she can. Don't let her take the energy pills too early, or she'll lose her only weapon against the ghosts. Wait until they start to gain on her. Then she can tease them toward the pill before she gobbles it up and turns the chase on them.




Remember: each maze has escape tunnels that lead offstage and back again. They could save her life!

Intermissions

Three cartoon breaks immediately follow the Strawberry, Apple, and second Random Fruit mazes.

Scoring

Levels

 50 points
 100 points
 200 points
 500 points
 700 points
 1000 points
 2000 points
 5000 points
Random Fruit 100-5000 points

Eating Things

Dot 10 points
Energy pill 40 points
First ghost 200 points
Second ghost 400 points
Third ghost 800 points
Fourth ghost	... 1600 points

After the first 10,000 points, you earn one extra life.



Reproduction of this document or any portion of its contents is not allowed without the specific written permission of Atari Corp.

Every effort has been made to ensure the accuracy of the product documentation in this manual. However, because we are constantly improving and updating our computer software and hardware, Atari Corp. is unable to guarantee the accuracy of printed material after the date of publication and disclaims liability for changes, errors, and omissions.

ATARI is a registered trademark and 7800 is a trademark of Atari Corp. Ms. Pac-Man and characters are trademarks of Bally Midway Mfg. Co., sublicensed to Atari Corp. by Namco-America, Inc.

Copyright © 1986, Atari Corp. Sunnyvale, CA 94086
All Rights Reserved.

Printed in Taiwan
CO24857-07 Rev. A K. I. 4. 1986